

DESY 05-054
INT-ACK-05-34
hep-ph/0504058
April 2005

ISSN 0418-9833

D^0 , D^+ , D_s^+ , and Λ_c^+ Fragmentation Functions from CERN LEP1

Bernd A. Kniehl^{a*} and Gustav Kramer^b

^a Institute for Nuclear Theory, University of Washington,
Box 351550, Seattle, WA 98195-1550, USA


^b II. Institut für Theoretische Physik, Universität Hamburg,
Luruper Chaussee 149, 22761 Hamburg, Germany

Abstract

We present new sets of nonperturbative fragmentation functions for D^0 , D^+ , and D_s^+ mesons as well as for Λ_c^+ baryons, both at leading and next-to-leading order in the $\overline{\text{MS}}$ factorization scheme with five massless quark flavors. They are determined by fitting data of e^+e^- annihilation taken by the OPAL Collaboration at CERN LEP1. We take the charm-quark fragmentation function to be of the form proposed by Peterson *et al.* and thus obtain new values of the ϵ_c parameter, which are specific for our choice of factorization scheme.

PACS numbers: 13.60.-r, 13.85.Ni, 13.87.Fh, 14.40.Lb

*Permanent address: II. Institut für Theoretische Physik, Universität Hamburg, Luruper Chaussee 149, 22761 Hamburg, Germany.



1 Introduction

Several experimental collaborations at ep and $p\bar{p}$ colliders presented data on the differential cross section $d^2\sigma/dy dp_T$ for the inclusive production of D^0 , D^+ , and D_s^+ mesons, Λ_c^+ baryons, and their charge-conjugate counterparts. At DESY HERA, such data were collected by the ZEUS Collaboration [1,2] in low- Q^2 ep collisions, equivalent to photoproduction, and by the H1 Collaboration [3] in deep-inelastic ep scattering. At the Fermilab Tevatron, such data were taken by the CDFII Collaboration [4] in $p\bar{p}$ collisions.

On the theoretical side, fragmentation functions (FF's) for the transitions $c, b \rightarrow X_c$, where X_c denotes a generic charmed hadron, are needed as nonperturbative inputs for the calculation of all the cross sections mentioned above. Such FF's are preferably constructed by using precise information from $e^+e^- \rightarrow X_c + X$ via e^+e^- annihilation at the Z -boson resonance, where X denotes the hadronic rest. In this process, two mechanisms contribute with similar rates: (i) $Z \rightarrow c\bar{c}$ decay followed by $c \rightarrow X_c$ (or $\bar{c} \rightarrow X_c$) fragmentation; and (ii) $Z \rightarrow b\bar{b}$ decay followed by $b \rightarrow X_b$ (or $\bar{b} \rightarrow X_b$) fragmentation and weak $X_b \rightarrow X_c + X$ decay of the bottom-flavored hadron X_b . The latter two-step process is usually treated as a one-step fragmentation process $b \rightarrow X_c$.

Using ALEPH [5] and OPAL [6] data on inclusive D^{*+} production at the Z -boson resonance, we determined separate FF's for $c \rightarrow D^{*+}$ and $b \rightarrow D^{*+}$ in collaboration with Binnewies [7]. It is the purpose of this work to extract nonperturbative FF's for $c, b \rightarrow D^0, D^+, D_s^+, \Lambda_c^+$ from the respective data samples collected by the OPAL Collaboration at LEP1 [8] using the same theoretical framework as in Ref. [7].

The work in Ref. [7] is based on the QCD-improved parton model implemented in the modified minimal-subtraction ($\overline{\text{MS}}$) renormalization and factorization scheme in its pure form with $n_f = 5$ massless quark flavors, which is also known as the massless scheme [9] or zero-mass variable-flavor-number scheme. In this scheme, the masses m_c and m_b of the charm and bottom quarks are neglected, except in the initial conditions of their FF's. This is a reasonable approximation for center-of-mass (c.m.) energies $\sqrt{s} \gg m_c, m_b$ in e^+e^- annihilation or transverse momenta $p_T \gg m_c, m_b$ in ep and $p\bar{p}$ scattering, if the respective FF's are used as inputs for the calculation of the cross sections for these reactions. Hence, we describe the $c, b \rightarrow X_c$ transitions by nonperturbative FF's, as is usually done for the fragmentation of the up, down, and strange quarks into light hadrons.

The outline of this paper is as follows. In Sec. 2, we briefly recall the theoretical framework underlying the extraction of FF's from the e^+e^- data, which has already been introduced in Refs. [7,10]. In Sec. 3, we present the D^0, D^+, D_s^+ , and Λ_c^+ FF's we obtained by fitting the respective LEP1 data samples from OPAL [8] at leading order (LO) and next-to-leading order (NLO) in the massless scheme and discuss their properties. In Sec. 4, we present predictions for the inclusive production of these X_c hadrons in nonresonant e^+e^- annihilation at lower c.m. energies and compare them with data from other experiments. Our conclusions are summarized in Sec. 5.

2 Theoretical Framework

Our procedure to construct LO and NLO sets of D FF's has already been described in Refs. [7,10]. As experimental input, we use the LEP1 data from OPAL [8].

In e^+e^- annihilation at the Z -boson resonance, X_c hadrons are produced either directly through the hadronization of charm quarks produced by $Z \rightarrow c\bar{c}$ or via the weak decays of X_b hadrons from $Z \rightarrow b\bar{b}$. In order to disentangle these two production modes, the authors of Ref. [8] utilized the apparent decay length distributions and energy spectra of the X_c hadrons. Because of the relatively long X_b -hadron lifetimes and the hard $b \rightarrow X_b$ fragmentation, X_c hadrons originating from X_b -hadron decays have significantly longer apparent decay lengths than those from primary production. In addition, the energy spectrum of X_c hadrons originating from X_b -hadron decays is much softer than that due to primary charm production.

The experimental cross sections [8] were presented as distributions differential in $x = 2E(X_c)/\sqrt{s}$, where $E(X_c)$ is the measured energy of the X_c -hadron candidate, and normalized to the total number of hadronic Z -boson decays. Besides the total X_c yield, which receives contributions from $Z \rightarrow c\bar{c}$ and $Z \rightarrow b\bar{b}$ decays as well as from light-quark and gluon fragmentation, the OPAL Collaboration separately specified results for X_c hadrons from tagged $Z \rightarrow b\bar{b}$ events. As already mentioned above, the contribution due to charm-quark fragmentation is peaked at large x , whereas the one due to bottom-quark fragmentation has its maximum at small x .

For the fits, we use the x bins in the interval [0.15, 1.0] and integrate the theoretical cross sections over the bin widths used in the experimental analysis. For each of the four charmed-hadron species considered here, $X_c = D^0, D^+, D_s^+, \Lambda_c^+$, we sum over the two charge-conjugate states as was done in Ref. [8]. As a consequence, there is no difference between the FF's of a given quark and its antiquark. As in Refs. [7,10], we take the starting scales for the X_c FF's of the gluon and the u, d, s , and c quarks and antiquarks to be $\mu_0 = 2m_c$, while we take $\mu_0 = 2m_b$ for the FF's of the bottom quark and antiquark. The FF's of the gluon and the first three flavors are assumed to be zero at their starting scale. At larger scales μ , these FF's are generated through the usual Dokshitzer-Gribov-Lipatov-Altarelli-Parisi (DGLAP) [11] evolution at LO or NLO. The FF's of the first three quarks and antiquarks coincide with each other at all scales μ .

We employ two different forms for the parameterizations of the charm- and bottom-quark FF's at their respective starting scales. In the case of charm, we use the distribution of Peterson *et al.* [12],

$$D_c(x, \mu_0^2) = N \frac{x(1-x)^2}{[(1-x)^2 + \epsilon x]^2}. \quad (1)$$

In the case of bottom, we adopt the ansatz

$$D_b(x, \mu_0^2) = Nx^\alpha(1-x)^\beta, \quad (2)$$

which is frequently used for the FF's of light hadrons. Equation (1) is particularly suitable for FF's that peak at large values of x , as is typically the case for $c \rightarrow X_c$ transitions.

Since the $b \rightarrow X_c$ FF is a convolution of the $b \rightarrow X_b$ fragmentation and the subsequent $X_b \rightarrow X_c + X$ decay, it has its maximum at small x values. Therefore, Eq. (1) is less suitable in this case. We apply Eqs. (1) and (2) for the FF's of all four X_c -hadron species considered here.

The calculation of the cross section $(1/\sigma_{\text{tot}})d\sigma/dx$ for $e^+e^- \rightarrow \gamma/Z \rightarrow X_c + X$ is performed as described in Ref. [7], in the pure $\overline{\text{MS}}$ subtraction scheme, *i.e.*, without the subtraction terms $d_{Q_a}(x)$ specified in Eq. (2) of Ref. [13]. All relevant formulas and references may be found in Ref. [10]. As for the asymptotic scale parameter for five active quark flavors, we adopt the LO (NLO) value $\Lambda_{\overline{\text{MS}}}^{(5)} = 108$ MeV (227 MeV) from our study of inclusive charged-pion and -kaon production [14]. The particular choice of $\Lambda_{\overline{\text{MS}}}^{(5)}$ is not essential, since other values can easily be accommodated by slight shifts of the other fit parameters. As in Refs. [7,10], we take the charm- and bottom-quark masses to be $m_c = 1.5$ GeV and $m_b = 5$ GeV, respectively.

3 Determination of the D^0 , D^+ , D_s^+ , and Λ_c^+ FF's

The OPAL Collaboration [8] presented x distributions for their full D^0 , D^+ , D_s^+ , and Λ_c^+ samples and for their $Z \rightarrow b\bar{b}$ subsamples. We received these data in numerical form via private communication [15]. They are displayed in Figs. 4 (for the D^0 and D^+ mesons) and 5 (for the D_s^+ meson and the Λ_c^+ baryon) of Ref. [8] in the form $(1/N_{\text{had}})dN/dx$, where N is the number of X_c -hadron candidates reconstructed through appropriate decay chains. In order to convert this into the cross sections $(1/\sigma_{\text{tot}})d\sigma/dx$, we need to divide by the branching fractions of the decays that were used in Ref. [8] for the reconstruction of the various X_c hadrons, namely,

$$\begin{aligned}
 B(D^0 \rightarrow K^- \pi^+) &= (3.84 \pm 0.13)\%, \\
 B(D^+ \rightarrow K^- \pi^+ \pi^-) &= (9.1 \pm 0.6)\%, \\
 B(D_s^+ \rightarrow \phi \pi^+) &= (3.5 \pm 0.4)\%, \\
 B(\Lambda_c^+ \rightarrow p K^- \pi^+) &= (4.4 \pm 0.6)\%, \tag{3}
 \end{aligned}$$

respectively. The experimental errors on these branching fractions are not included in our analysis.

The values of N and ϵ in Eq. (1) and of N , α , and β in Eq. (2) which result from our LO and NLO fits to the OPAL data are collected in Table 1. From there, we observe that the parameters α and β , which characterize the shape of the bottom FF, take very similar values for the various X_c hadrons, which are also similar to those for the D^{*+} meson listed in Table I of Ref. [7]. On the other hand, the values of the ϵ parameter, which determines the shape of the charm FF, significantly differ from particle species to particle species. In the D^{*+} case [7], our LO (NLO) fits to ALEPH [5] and OPAL [6] data, which required separate analyses, yielded $\epsilon = 0.144$ (0.185) and 0.0851 (0.116), respectively. We observe that, for each of the X_c -hadron species considered, the LO results for ϵ are considerably

Table 1: Fit parameters of the charm- and bottom-quark FF's for the various X_c hadrons at LO and NLO. The corresponding starting scales are $\mu_0 = 2m_c = 3$ GeV and $\mu_0 = 2m_b = 10$ GeV, respectively. All other FF's are taken to be zero at $\mu_0 = 2m_c$.

X_c	Order	Q	N	α	β	ϵ
D^0	LO	c	0.998	–	–	0.163
		b	71.8	1.65	5.19	–
	NLO	c	1.16	–	–	0.203
		b	97.5	1.71	5.88	–
D^+	LO	c	0.340	–	–	0.148
		b	48.5	2.16	5.38	–
	NLO	c	0.398	–	–	0.187
		b	64.9	2.20	6.04	–
D_s^+	LO	c	0.0704	–	–	0.0578
		b	40.0	2.05	4.93	–
	NLO	c	0.0888	–	–	0.0854
		b	21.8	1.64	4.71	–
Λ_c^+	LO	c	0.0118	–	–	0.0115
		b	44.1	1.97	6.33	–
	NLO	c	0.0175	–	–	0.0218
		b	27.3	1.66	6.24	–

smaller than the NLO ones. Furthermore, we notice a tendency for the value of ϵ to decrease as the mass (m_{X_c}) of the X_c hadron increases.

In Table 2, we list three values of χ^2 per degree of freedom (χ_{DF}^2) for each of the fits from Table 1: one for the $Z \rightarrow b\bar{b}$ subsample, one for the total sample (sum of tagged- $c\bar{c}$, tagged- $b\bar{b}$, and gluon-splitting events), and an average one evaluated by taking into account the $Z \rightarrow b\bar{b}$ subsample and the total sample. The actual χ_{DF}^2 values are rather small. This is due to the sizeable errors and the rather limited number of data points, especially for the D_s^+ and Λ_c^+ data. In each case, the $Z \rightarrow b\bar{b}$ subsample is somewhat less well described than the total sample. The NLO fits yield smaller χ_{DF}^2 values than the LO ones, except for the Λ_c^+ case.

The normalized differential cross sections $(1/\sigma_{\text{tot}})d\sigma/dx$ for D^0 , D^+ , D_s^+ , and Λ_c^+ hadrons (circles), extracted from Ref. [8] as explained above, are compared with our LO (upmost dashed lines) and NLO (upmost solid lines) fits in Figs. 1(a)–(d), respectively. The same is also done for the $Z \rightarrow b\bar{b}$ subsamples (squares). In addition, our LO and NLO fit results for the $Z \rightarrow c\bar{c}$ contributions are shown. In each case, the X_c hadron and its charge-conjugate partner are summed over. From Figs. 1(a)–(d), we observe that the LO and NLO results are very similar, except for very small values of x . This is also true for the distributions at the starting scales, as may be seen by comparing the corresponding LO and NLO parameters in Table 1. The branching of the LO and NLO

Table 2: χ^2 per degree of freedom achieved in the LO and NLO fits to the OPAL [8] data on the various D hadrons. In each case, χ_{DF}^2 is calculated for the $Z \rightarrow b\bar{b}$ sample (b), the full sample (All), and the combination of both (Average).

X_c	Order	b	All	Average
D^0	LO	1.16	0.688	0.924
	NLO	0.988	0.669	0.829
D^+	LO	0.787	0.540	0.663
	NLO	0.703	0.464	0.584
D_s^+	LO	0.434	0.111	0.273
	NLO	0.348	0.108	0.228
Λ_c^+	LO	1.05	0.106	0.577
	NLO	1.05	0.118	0.582

results at small values of x indicates that, in this region, the perturbative treatment ceases to be valid. This is related to the phase-space boundary for the production of X_c hadrons at $x_{\text{min}} = 2m_{X_c}/\sqrt{s}$. These values are somewhat larger than the x values where our NLO results turn negative. Since our massless-quark approach is not expected to be valid in regions of phase space where finite- m_{X_c} effects are important, our results should only be considered meaningful for $x \gtrsim x_{\text{cut}} = 0.1$, say. We also encountered a similar small- x behavior for the D^{*+} FF's in Refs. [7,10].

As mentioned above, we take the FF's of the partons $g, u, \bar{u}, d, \bar{d}, s, \bar{s}$ to be vanishing at their starting scale $\mu_0 = 2m_c$. However, these FF's are generated via the DGLAP evolution to the high scale $\mu = \sqrt{s}$. Thus, apart from the FF's of the heavy quarks c, \bar{c}, b, \bar{b} , also these radiatively generated FF's contribute to the cross section. All these contributions are properly included in the total result for $(1/\sigma_{\text{tot}})d\sigma/dx$ shown in Figs. 1(a)–(d). At LEP1 energies, the contribution from the first three quark flavors is still negligible; it is concentrated at small values of x and only amounts to a few percent of the integrated cross section. However, the contribution from the gluon FF, which appears at NLO in connection with $q\bar{q}g$ final states, is numerically significant. As in our previous works [7,10], motivated by the decomposition of $(1/\sigma_{\text{tot}})d\sigma/dx$ in terms of parton-level cross sections, we distributed this contribution over the $Z \rightarrow c\bar{c}$ and $Z \rightarrow b\bar{b}$ channels in the ratio $e_c^2 : e_b^2$, where e_q is the effective electroweak coupling of the quark q to the Z boson and the photon including propagator adjustments. This procedure should approximately produce the quantities that are compared with the OPAL data [8].

As in Refs. [7,10], we study the branching fractions for the transitions $c, b \rightarrow D^0, D^+, D_s^+, \Lambda_c^+$, defined by

$$B_Q(\mu) = \int_{x_{\text{cut}}}^1 dx D_Q(x, \mu^2), \quad (4)$$

where $Q = c, b$, D_Q are the appropriate FF's, and $x_{\text{cut}} = 0.1$. This allows us to test the

Table 3: Branching fractions (in %) of $c, b \rightarrow D^0, D^+, D_s^+, \Lambda_c^+$ evaluated according to Eq. (4) in LO and NLO at the respective starting scales $\mu = 2m_Q$ and at the Z -boson resonance $\mu = M_Z$.

X_c	Order	$B_c(2m_c)$	$B_c(M_Z)$	$B_b(2m_b)$	$B_b(M_Z)$
D^0	LO	72.1	66.9	57.8	52.8
	NLO	69.5	63.9	55.2	49.8
D^+	LO	26.6	24.7	19.4	17.9
	NLO	25.6	23.6	18.6	17.1
D_s^+	LO	11.5	10.9	22.4	20.6
	NLO	10.8	10.1	21.6	19.6
Λ_c^+	LO	5.88	5.67	15.1	13.7
	NLO	5.74	5.48	14.5	13.0

consistency of our fits with information presented in the experimental paper [8] that was used for our fits. The contribution from the omitted region $0 < x < x_{\text{cut}}$ is small. Table 3 contains the values of $B_Q(\mu)$ for all eight transitions $c, b \rightarrow D^0, D^+, D_s^+, \Lambda_c^+$ evaluated according to Eq. (4) in LO and NLO at the respective thresholds $\mu = 2m_Q$ and at the Z -boson resonance $\mu = M_Z$. As expected, the values of $B_Q(\mu)$ change very little under the evolution from $\mu = 2m_Q$ to $\mu = M_Z$, and they are rather similar for $Q = c, b$. Leaving aside the insignificant contribution due to strange charm baryons, the values of $B_Q(\mu)$ for $X_c = D^0, D^+, D_s^+, \Lambda_c^+$ should approximately add up to unity for each heavy flavor $Q = c, b$ at any value of μ . Although we did not impose this sum rule as a constraint on our fits, it is well satisfied for $B_c(M_Z)$ and $B_b(M_Z)$ at NLO. In fact, from Table 3 one obtains 103% and 99.5%, respectively. The corresponding LO values, being 108% and 105%, are somewhat too large, as may be understood by observing the excess of the LO fits over the experimental data at small values of x in Figs. 1(a)–(d). The corresponding sums of the LO and NLO entries for $B_c(2m_c)$ and $B_b(2m_b)$ in Table 3 range between 110% and 116%. In view of the long evolution paths from the charm and bottom thresholds way up to the Z -boson resonance, such violations of the sum rule can be considered acceptable. The situation is expected to improve once experimental data at lower c.m. energies (see Sec. 4) are included in our fits.

It is interesting to compare our LO and NLO values of $B_c(M_Z)$ and $B_b(M_Z)$ for the D^0, D^+, D_s^+ , and Λ_c^+ hadrons with the respective results determined by the OPAL Collaboration through Peterson model fits. These results are presented in Table 9 of Ref. [8] in the dressed form

$$p_{Q \rightarrow X_c} = R_Q B_Q(M_Z) B_{X_c}, \quad (5)$$

where $R_Q = \Gamma_{Q\bar{Q}}/\Gamma_{\text{had}}$ are the production rates of the quarks $Q = c, b$ in e^+e^- annihilation on the Z -boson resonance and B_{X_c} are the decay branching fractions of the four X_c hadrons $X_c = D^0, D^+, D_s^+, \Lambda_c^+$ into the channels considered in Eq. (4). For

Table 4: X_c -hadron production rates reported by OPAL [8] compared to results evaluated at LO and NLO from Eq. (5) using the branching fractions from Table 3.

X_c	$p_{c \rightarrow X_c}$ [%]		$p_{b \rightarrow X_c}$ [%]		$\bar{n}(Z \rightarrow X_c)B_{X_c}$ [%]	
	[8]	fit _{NLO} ^{LO}	[8]	fit _{NLO} ^{LO}	[8]	fit _{NLO} ^{LO}
D^0	$0.389 \pm 0.027^{+0.026}_{-0.024}$	0.434	$0.454 \pm 0.023^{+0.025}_{-0.026}$	0.439	$1.784 \pm 0.066 \pm 0.086$	1.746
D^+	$0.358 \pm 0.046^{+0.025}_{-0.031}$	0.414	$0.379 \pm 0.031^{+0.028}_{-0.025}$	0.414	$1.548 \pm 0.082^{+0.082}_{-0.080}$	1.656
D_s^+	$0.056 \pm 0.015 \pm 0.007$	0.380	$0.166 \pm 0.018 \pm 0.016$	0.353	$0.460 \pm 0.036 \pm 0.040$	1.466
Λ_c^+	$0.041 \pm 0.019 \pm 0.007$	0.363		0.337		1.400
		0.0644		0.156		0.441
		0.0597		0.148		0.415
		0.0421	$0.122 \pm 0.023 \pm 0.010$	0.130	$0.345 \pm 0.052 \pm 0.029$	0.344
		0.0407		0.124		0.329

the reader's convenience, these results are copied to Table 4, where they are compared with our results for $p_{Q \rightarrow X_c}$, which are obtained from the appropriate entries in Table 3 through multiplication with the branching fractions from Eq. (4) and the production rates $R_c = 0.1689 \pm 0.0047$ and $R_b = 0.21643 \pm 0.00072$ determined by the Particle Data Group [16] in the framework of the Standard Model. For simplicity, the values deduced from Table 4 do not include the errors on R_Q and B_{X_c} and those on $B_Q(M_Z)$ resulting from our fits.

In Table 9 of Ref. [8], the OPAL Collaboration also presented the total rates $\bar{n}(Z \rightarrow X_c)B_{X_c}$, which include the estimated contributions from gluon splitting $g \rightarrow Q\bar{Q}$; for further details, see Ref. [8]. In Table 4, these results are quoted and compared with the corresponding quantities $2(p_{c \rightarrow X_c} + p_{b \rightarrow X_c})$ resulting from our LO and NLO analyses. Notice that the experimental results are corrected to include the unmeasured contributions from $x < 0.15$, whereas our evaluations of Eq. (4) exclude the contributions from $x < x_{\text{cut}}$. This explains why the experimental results somewhat overshoot ours. The agreement is worse at NLO, which may be understood by observing that our evaluations of $2(p_{c \rightarrow X_c} + p_{b \rightarrow X_c})$ do not include the contributions from gluon fragmentation, which enters the stage at NLO. Keeping these caveats in mind, we find reasonable overall agreement between the OPAL results for $\bar{n}(Z \rightarrow X_c)B_{X_c}$ and our results for $2(p_{c \rightarrow X_c} + p_{b \rightarrow X_c})$.

Our LO and NLO values of $B_c(M_Z)$ and $B_b(M_Z)$ for the D^0 , D^+ , D_s^+ , and Λ_c^+ hadrons in Table 3 can also be compared with experimental results published more recently by the ALEPH [5] and DELPHI [17] Collaborations. In Ref. [5], $B_c(M_Z)$ are called $f(c \rightarrow X_c)$ and may be found in Secs. 7.1 and 7.3. In Ref. [17], $B_Q(M_Z)$ are called $P_{Q \rightarrow X_c}$ and may be extracted for $Q = c$ from Table 13 (in connection with sum rule of Eq. (12) and taking into account the discussion of the contribution from the strange charm baryons in Sec. 8.2) and for $Q = b$ from Table 15. For simplicity, we add the three types of errors quoted in Refs. [5,17] (from statistics, systematics, and decay branching fractions) in quadrature. In 1999, Gladilin [18] derived world-average values of $B_c(M_Z)$ for the D^0 , D^+ , D_s^+ , and Λ_c^+ hadrons related to e^+e^- annihilation, which are also listed in Table 5.

The branching fractions of the $c \rightarrow D^0, D^+, D_s^+, \Lambda_c^+$ transitions were also measured in ep collisions at HERA, in photoproduction by the ZEUS Collaboration [1,2] and in

Table 5: Branching fractions (in %) of $c, b \rightarrow D^0, D^+, D_s^+, \Lambda_c^+$ reported by ALEPH [5], DELPHI [17], Gladilin [18], ZEUS [2], and H1 [3].

X_c	$B_c(M_Z)$					$B_b(M_Z)$
	[5]	[17]	[18]	[2]	[3]	[17]
D^0	55.9 ± 2.2	54.80 ± 4.78	54.9 ± 2.6	$55.7^{+2.0}_{-2.3}$	$65.8^{+15.5}_{-15.9}$	60.05 ± 4.39
D^+	23.79 ± 2.42	22.70 ± 1.82	23.2 ± 1.8	$24.9^{+1.5}_{-1.6}$	$20.2^{+5.7}_{-4.4}$	23.01 ± 2.13
D_s^+	11.6 ± 3.6	12.51 ± 2.97	10.1 ± 2.7	10.7 ± 1.0	$15.6^{+7.5}_{-7.2}$	16.65 ± 4.50
Λ_c^+	7.9 ± 2.2	8.76 ± 3.30	7.6 ± 2.1	$7.6^{+2.6}_{-2.0}$	–	8.90 ± 3.00

deep-inelastic scattering by the H1 Collaboration [3]. These results are also included in Table 5 for comparison. Strictly speaking, they do not correspond to $B_c(M_Z)$, but rather to $B_c(\mu)$, where μ is set by the average value of p_T (in the case of photoproduction) or Q (in the case of deep-inelastic scattering). However, from Table 3 we know that the μ dependence of $B_c(\mu)$ is relatively mild.

We observe that the experimental results collected in Table 5, which are mostly independent from each other, are mutually consistent within errors. Comparing them with the corresponding entries in the fourth and sixth columns of Table 3, we find reasonable overall agreement.

Another quantity of interest, which can directly be compared with experiment, is the mean momentum fraction,

$$\langle x \rangle_Q(\mu) = \frac{1}{B_Q(\mu)} \int_{x_{\text{cut}}}^1 dx x D_Q(x, \mu). \quad (6)$$

In Table 6, we present the values of $\langle x \rangle_Q(\mu)$ for $Q = c, b$ evaluated at $\mu = 2m_Q, M_Z$ with the LO and NLO FF's of the D^0, D^+, D_s^+ , and Λ_c^+ hadrons. At fixed value of μ , the differences between the LO and NLO sets are insignificant. The DGLAP evolution from $\mu = 2m_Q$ to $\mu = M_Z$ leads to a significant reduction of $\langle x \rangle_Q(\mu)$, especially in the case of $Q = c$. The values of $\langle x \rangle_b(\mu)$ are appreciably smaller than the values of $\langle x \rangle_c(\mu)$, as is expected because the bottom-quark fragmentation into X_c hadrons is much softer than the charm-quark one.

Our values of $\langle x \rangle_c(M_Z)$ for the D^0 and D^+ mesons should be compared with the respective results obtained by the OPAL Collaboration [8] in the framework of the Peterson model [12], which read

$$\begin{aligned} \langle x \rangle_c(M_Z) &= 0.487 \pm 0.009^{+0.011}_{-0.009} & (D^0), \\ \langle x \rangle_c(M_Z) &= 0.483 \pm 0.015^{+0.007}_{-0.011} & (D^+) \end{aligned} \quad (7)$$

for the D^0 and D^+ mesons, respectively. The differences to the values obtained for three

Table 6: Average momentum fractions of $c, b \rightarrow D^0, D^+, D_s^+, \Lambda_c^+$ evaluated according to Eq. (7) in LO and NLO at the respective starting scales $\mu = 2m_Q$ and at the Z -boson resonance $\mu = M_Z$.

X_c	Order	$\langle x \rangle_c(2m_c)$	$\langle x \rangle_c(M_Z)$	$\langle x \rangle_b(2m_b)$	$\langle x \rangle_b(M_Z)$
D^0	LO	0.588	0.452	0.316	0.284
	NLO	0.568	0.431	0.300	0.270
D^+	LO	0.596	0.458	0.341	0.303
	NLO	0.575	0.436	0.323	0.287
D_s^+	LO	0.676	0.512	0.349	0.310
	NLO	0.644	0.482	0.332	0.296
Λ_c^+	LO	0.791	0.590	0.302	0.273
	NLO	0.750	0.553	0.288	0.261

other fragmentation models are included in the systematical errors. Comparing Eq. (7) with the corresponding entries in Table 6, we observe that the latter are slightly smaller.

4 Comparison with e^+e^- data at lower energies

The fractional energy spectra of inclusive D^0, D^+, D_s^+ , and Λ_c^+ production was also measured in nonresonant e^+e^- annihilation at lower energies. Specifically, the CLEO Collaboration took D^0, D^+ (Table XII in Ref. [19]), D_s^+ (Table IV in Ref. [20]), and Λ_c^+ (Table V in Ref. [21]) data at LEPP CESR with $\sqrt{s} = 10.55$ GeV; the HRS Collaboration took D^0, D^+ (Table 1 in Ref. [22]), and D_s^+ (Table I in Ref. [23]) data at SLAC PEP with $\sqrt{s} = 29$ GeV; and the TASSO Collaboration took D_s^+ (Fig. 3 in Ref. [24]) data at DESY PETRA with $\sqrt{s} = 34.7$ GeV. It is instructing to confront these data with LO and NLO predictions based on our new FF's, so as to test the scaling violations predicted by the DGLAP evolution equations. An especially interesting situation arises for the CLEO data [19–21], from which all X_c hadrons coming from X_b -hadron decays are excluded by appropriate acceptance cuts, so that only $n_f = 4$ quark flavors are active and a direct test of the charm-quark FF's is feasible.

The D^+ and Λ_c^+ data explicitly refer to the decay channels $D_s^+ \rightarrow \phi\pi^+ \rightarrow K^+K^-\pi^+$ and $\Lambda_c^+ \rightarrow pK^-\pi^+$, respectively, and we have to divide them by the corresponding branching fractions. For this, we use the up-to-date values $B(D_s^+ \rightarrow \phi\pi^+)B(\phi \rightarrow K^+K^-) = (3.6 \pm 0.9)\%$ and $B(\Lambda_c^+ \rightarrow pK^-\pi^+) = (5.0 \pm 1.3)\%$ [16], except for the D_s^+ data of Ref. [24]. In the latter case, for consistency, we adopt the value $B(D_s^+ \rightarrow \phi\pi^+)B(\phi \rightarrow K^+K^-) = 0.13 \pm 0.03 \pm 0.04$ from Ref. [24] itself.

The differential cross sections $d\sigma/dx$ for the D^0, D^+, D_s^+ , and Λ_c^+ hadrons measured by CLEO [19–21] (circles), HRS [22,23] (squares), and TASSO [24] (diamonds) are confronted with our LO (dashed lines) and NLO (solid lines) predictions in Figs. 2(a)–(d),

respectively.

Let us first concentrate on our NLO predictions. As for the D^0 , D^+ , and D_s^+ mesons, we observe that our NLO predictions generally lead to a satisfactory description of the experimental data, both in normalization and shape. In particular, the maxima of the measured x distributions are approximately reproduced. However, in the case of the Λ_c^+ baryon, the predicted x distribution appears to be too hard, its peak being set off by approximately +0.2 relative to the one shown by the experimental data. In particular, the data points at 0.55 and 0.65 are poorly described by the NLO prediction. Although the Λ_c^+ baryon is 22% heavier than the D^0 and D^+ mesons, and 16% heavier than the D_s^+ meson, mass effects are unlikely to be responsible for this disagreement, since $\sqrt{s} = 10.55$ GeV is sufficiently far above the charm threshold.

Let us now include the LO predictions in our considerations. The CLEO data [19–21], which are most precise, clearly favor the NLO predictions, while the LO predictions are too large at small values of x and too small in the peak region. Unfortunately, the HRS [22,23] and TASSO [24] data do not reach the small- x regime, where the LO and NLO predictions depart from each other, and their errors are too large in order to support this observation.

Actually, the CLEO data [19–21] are considerably more precise than the OPAL data [8], which we fitted to, and it would be desirable to also include them in our fits. However, we refrain from doing so for the time being because their high precision would make it necessary to properly treat finite- m_Q effects, which are neglected altogether in the theoretical formalism employed here. The general-mass variable-flavor-number (GM-VFN) scheme [25], which has recently been extended to inclusive X_Q -hadron production in $\gamma\gamma$ [26], $e p$ [27], and $p\bar{p}$ [28] collisions, provides a rigorous theoretical framework that retains the full finite- m_Q effects while preserving the indispensable virtues of the factorization theorem [29], namely the universality and the DGLAP [11] scaling violations of the FF's entailing the resummation of dominant logarithmic corrections. A global analysis of experimental data on inclusive X_c -hadron production in the GM-VFN scheme is left for future work.

5 Conclusions

The OPAL Collaboration presented measurements of the fractional energy spectra of inclusive D^0 , D^+ , D_s^+ , and Λ_c^+ production in Z -boson decays based on their entire LEP1 data sample [8]. Apart from the full cross sections, they also determined the contributions arising from $Z \rightarrow b\bar{b}$ decays. This enabled us to determine LO and NLO sets of FF's for these X_c hadrons.

As in our previous analysis of D^{*+} FF's [7], we worked in the QCD-improved parton model implemented in the pure $\overline{\text{MS}}$ renormalization and factorization scheme with $n_f = 5$ massless quark flavors (zero-mass variable-flavor-number scheme). This scheme is particularly appropriate if the characteristic energy scale of the considered production process, *i.e.*, the c.m. energy \sqrt{s} in the case of e^+e^- annihilation and the transverse momentum p_T of the X_c hadron in other scattering processes, is large compared to the bottom-quark

mass m_b . Owing to the factorization theorem, the FF's defined in this scheme satisfy two desirable properties: (i) their scaling violations are ruled by the timelike DGLAP equations; and (ii) they are universal. Thus, this formalism is predictive and suitable for global data analyses.

We verified that the values of the branching and average momentum fractions of the various $c, b \rightarrow X_c$ transitions evaluated at LO and NLO using our FF's are in reasonable agreement with the corresponding results from OPAL [8] and other experiments [2,3,5,17,18].

We tested the scaling violations of our FF's by comparing the fractional energy spectra of inclusive D^0 , D^+ , D_s^+ , and Λ_c^+ production measured in nonresonant e^+e^- annihilation at $\sqrt{s} = 10.55$ GeV [19–21], 29 GeV [22,23], and 34.7 [24] with our LO and NLO predictions to find reasonable agreement. Since events of X_c -hadron production from X_b -hadron decay were excluded from the data samples at $\sqrt{s} = 10.55$ GeV, we obtained a clean test of our charm-quark FF's.

It is important to bear in mind that the fit results for the input parameters in Eqs. (1) and (2), including the value of Peterson's ϵ parameter, are highly scheme dependent at NLO, and must not be naïvely compared without careful reference to the theoretical framework which they refer to.

ACKNOWLEDGMENTS

We thank A. J. Martin for providing to us the OPAL data [8] in numerical form. B.A.K. thanks the Department of Energy's Institute for Nuclear Theory at the University of Washington for its hospitality and the Department of Energy for partial support during the completion of this work. This work was supported in part by the Deutsche Forschungsgemeinschaft through Grant No. KN 365/3-1, and by the Bundesministerium für Bildung und Forschung through Grant No. 05 HT1GUA/4.

References

- [1] ZEUS Collaboration, J. Breitweg *et al.*, Phys. Lett. B **481**, 213 (2000).
- [2] S. Padhi, in *Proceedings of the Ringberg Workshop on New Trends in HERA Physics 2003*, edited by G. Grindhammer, B. A. Kniehl, G. Kramer, and W. Ochs, (World Scientific, Singapore, 2004), p. 183.
- [3] H1 Collaboration, A. Aktas *et al.*, Eur. Phys. J. **38**, 447 (2005).
- [4] CDF Collaboration, D. Acosta *et al.*, Phys. Rev. Lett. **91**, 241804 (2003).
- [5] ALEPH Collaboration, R. Barate *et al.*, Eur. Phys. J. C **16**, 597 (2000).
- [6] OPAL Collaboration, K. Ackerstaff *et al.*, Z. Phys. C **1**, 439 (1998).
- [7] J. Binnewies, B. A. Kniehl, and G. Kramer, Phys. Rev. D **58**, 014014 (1998).

- [8] OPAL Collaboration, G. Alexander *et al.*, *Z. Phys. C* **72**, 1 (1996).
- [9] B. A. Kniehl, M. Krämer, G. Kramer, and M. Spira, *Phys. Lett. B* **356**, 539 (1995).
- [10] J. Binnewies, B. A. Kniehl, and G. Kramer, *Z. Phys. C* **76**, 677 (1997).
- [11] V. N. Gribov and L. N. Lipatov, *Yad. Fiz.* **15**, 781 (1972) [*Sov. J. Nucl. Phys.* **15**, 438 (1972)]; G. Altarelli and G. Parisi, *Nucl. Phys.* **B126**, 298 (1977); Yu. L. Dokshitzer, *Zh. Eksp. Teor. Fiz.* **73**, 1216 (1977) [*Sov. Phys. JETP* **46**, 641 (1977)].
- [12] C. Peterson, D. Schlatter, I. Schmitt, and P. M. Zerwas, *Phys. Rev. D* **27**, 105 (1983).
- [13] B. A. Kniehl, G. Kramer, and M. Spira, *Z. Phys. C* **76**, 689 (1997).
- [14] J. Binnewies, B. A. Kniehl, and G. Kramer, *Phys. Rev. D* **52**, 4947 (1995).
- [15] A. J. Martin, private communication.
- [16] Particle Data Group, S. Eidelman *et al.*, *Phys. Lett. B* **592**, 1 (2004).
- [17] DELPHI Collaboration, P. Abreu *et al.*, *Eur. Phys. J. C* **12**, 225 (2000).
- [18] L. Gladilin, Report No. hep-ex/9912064 (unpublished).
- [19] CLEO Collaboration, M. Artuso *et al.*, *Phys. Rev. D* **70**, 112001 (2004).
- [20] CLEO Collaboration, R. A. Briere *et al.*, *Phys. Rev. D* **62**, 072003 (2000).
- [21] CLEO Collaboration, D. Bortoletto *et al.*, *Phys. Rev. D* **37**, 1719 (1988).
- [22] HRS Collaboration, P. Baringer *et al.*, *Phys. Lett. B* **206**, 551 (1988).
- [23] HRS Collaboration, M. Derrick *et al.*, *Phys. Rev. Lett.* **54**, 2568 (1985).
- [24] TASSO Collaboration, M. Althoff *et al.*, *Phys. Lett.* **136B**, 130 (1984).
- [25] M. A. G. Aivazis, J. C. Collins, F.I. Olness, and W.-K. Tung, *Phys. Rev. D* **50**, 3102 (1994).
- [26] G. Kramer and H. Spiesberger, *Eur. Phys. J. C* **22**, 289 (2001); *ibid.* **28**, 495 (2003).
- [27] G. Kramer and H. Spiesberger, *Eur. Phys. J. C* **38**, 309 (2004).
- [28] B. A. Kniehl, G. Kramer, I. Schienbein, and H. Spiesberger, *Phys. Rev. D* **71**, 014018 (2005); Report No. DESY 05-030, MZ-TH/05-04, hep-ph/0502194, *Eur. Phys. J. C* (in press).
- [29] J. C. Collins, *Phys. Rev. D* **58**, 094002 (1998).

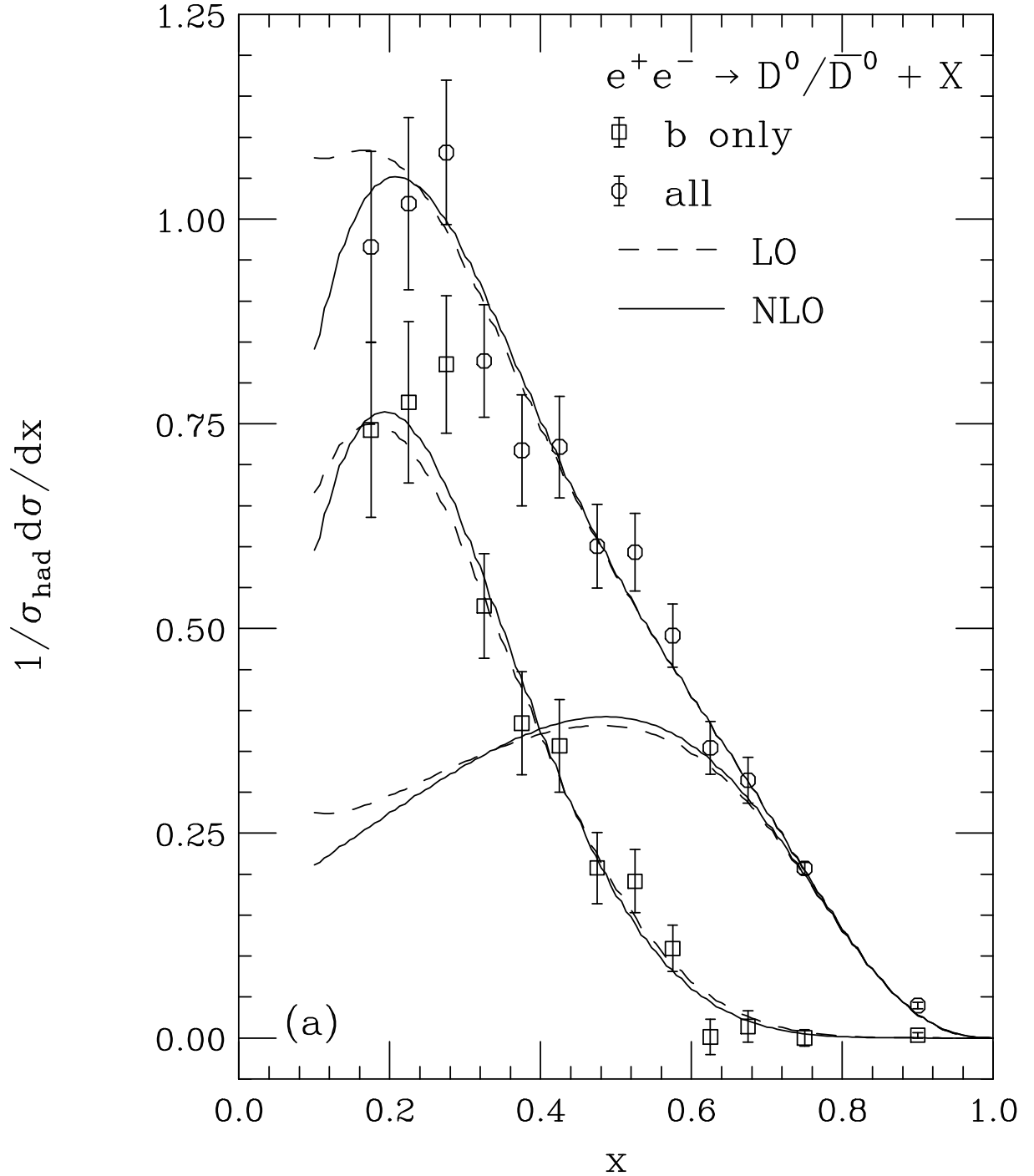


Figure 1: The normalized differential cross sections $(1/\sigma_{\text{tot}})d\sigma/dx$ of inclusive (a) D^0/\bar{D}^0 , (b) D^\pm , (c) D_s^\pm , and (d) Λ_c^\pm production in e^+e^- annihilation on the Z -boson resonance evaluated at LO (dashed lines) and NLO (solid lines) with our respective FF sets are compared with the OPAL data [8] renormalized as explained in the text (circles). The same is also done for the $Z \rightarrow b\bar{b}$ subsamples (squares). In addition, our LO and NLO fit results for the $Z \rightarrow c\bar{c}$ contributions are shown. In each case, the X_c hadron and its charge-conjugate counterpart are summed over.

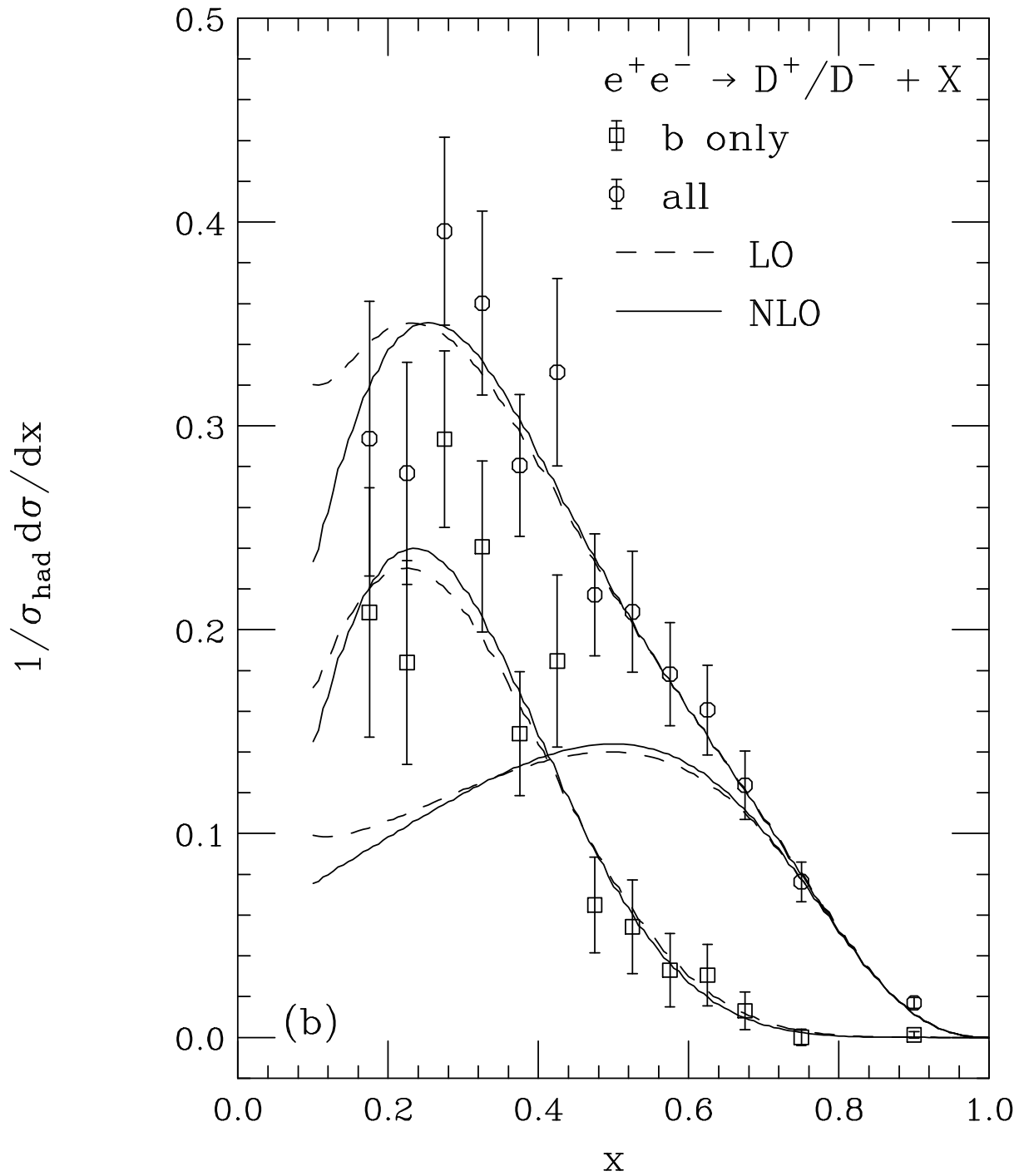


Fig. 1 (continued).

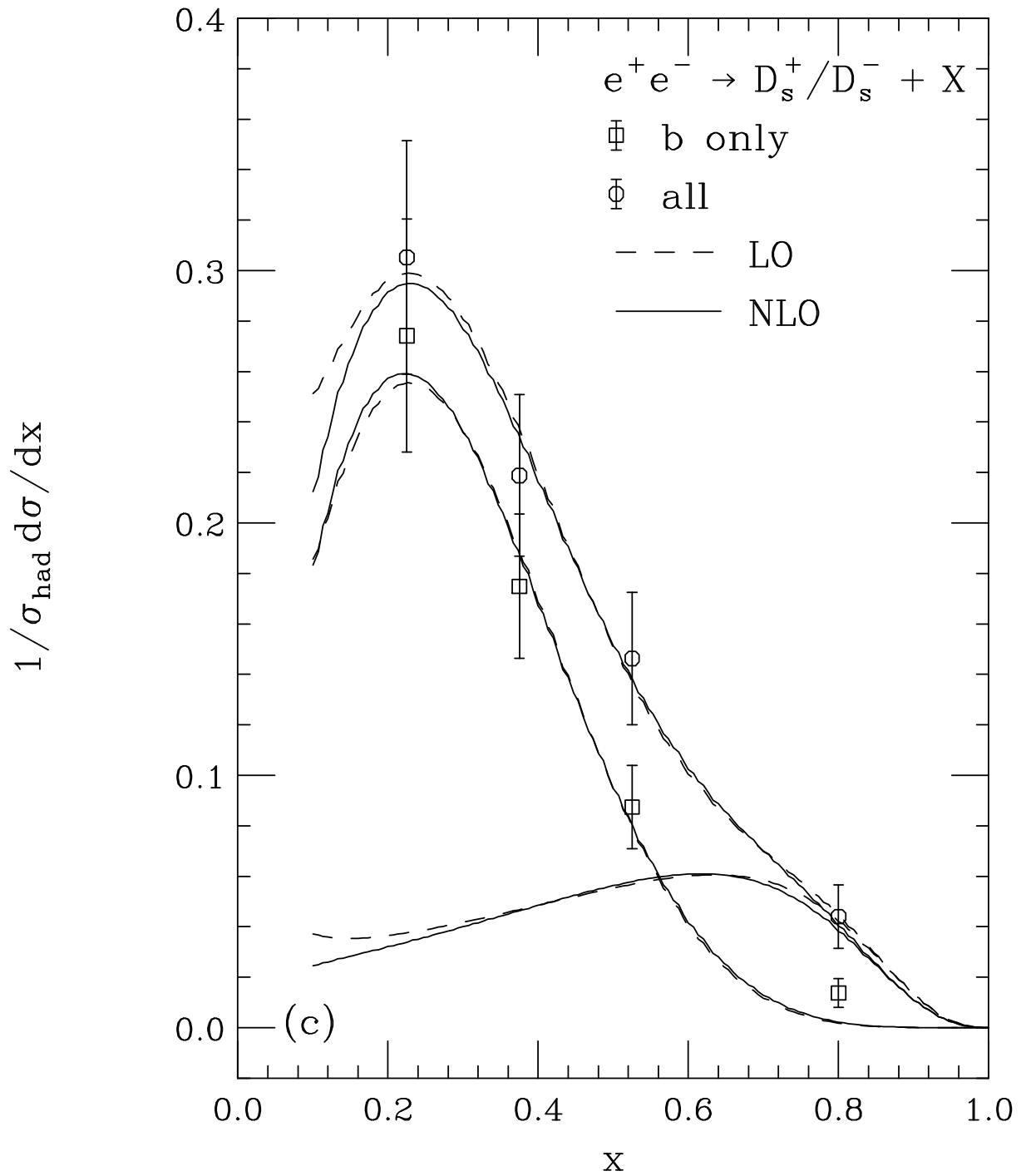


Fig. 1 (continued).

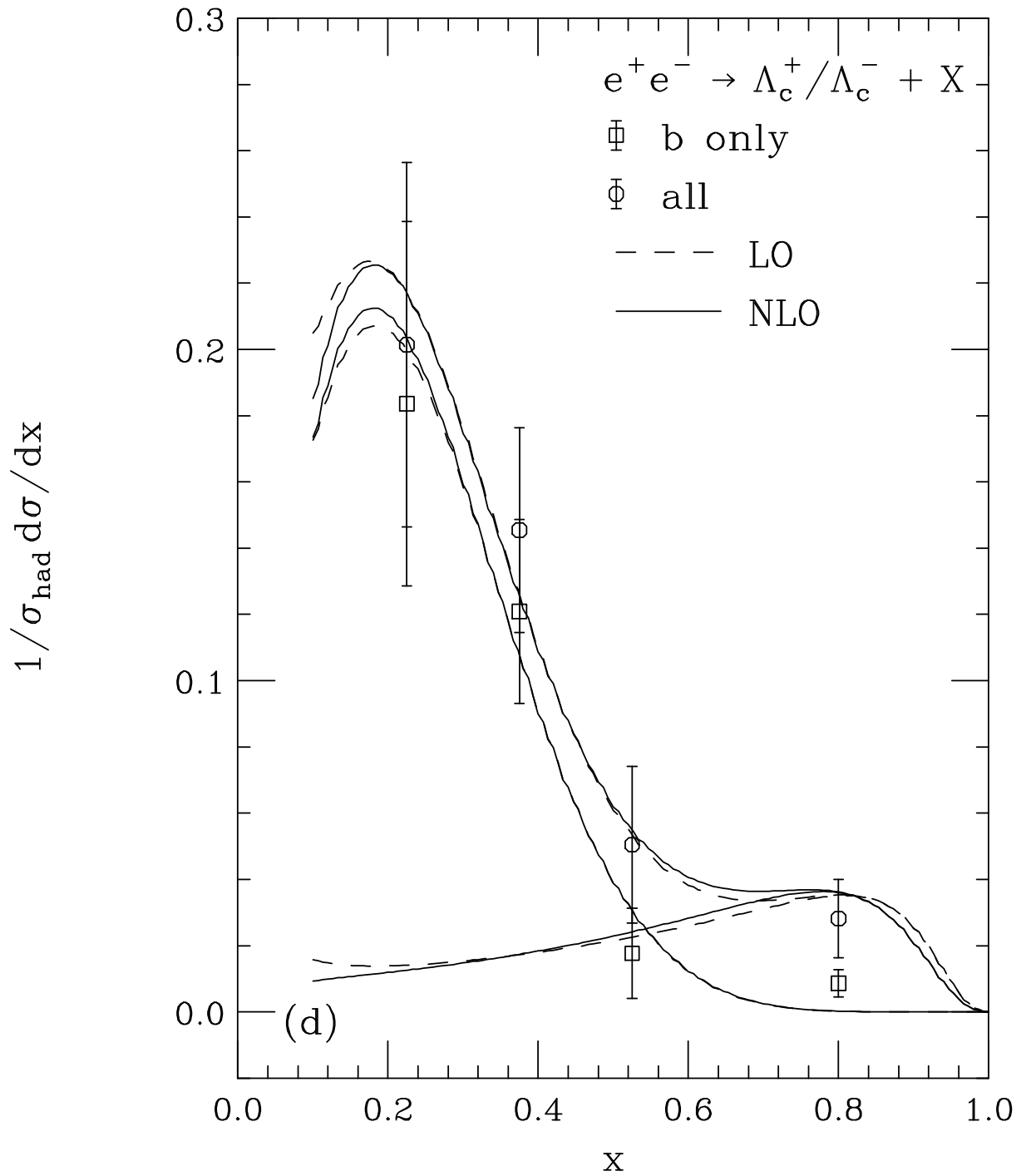


Fig. 1 (continued).

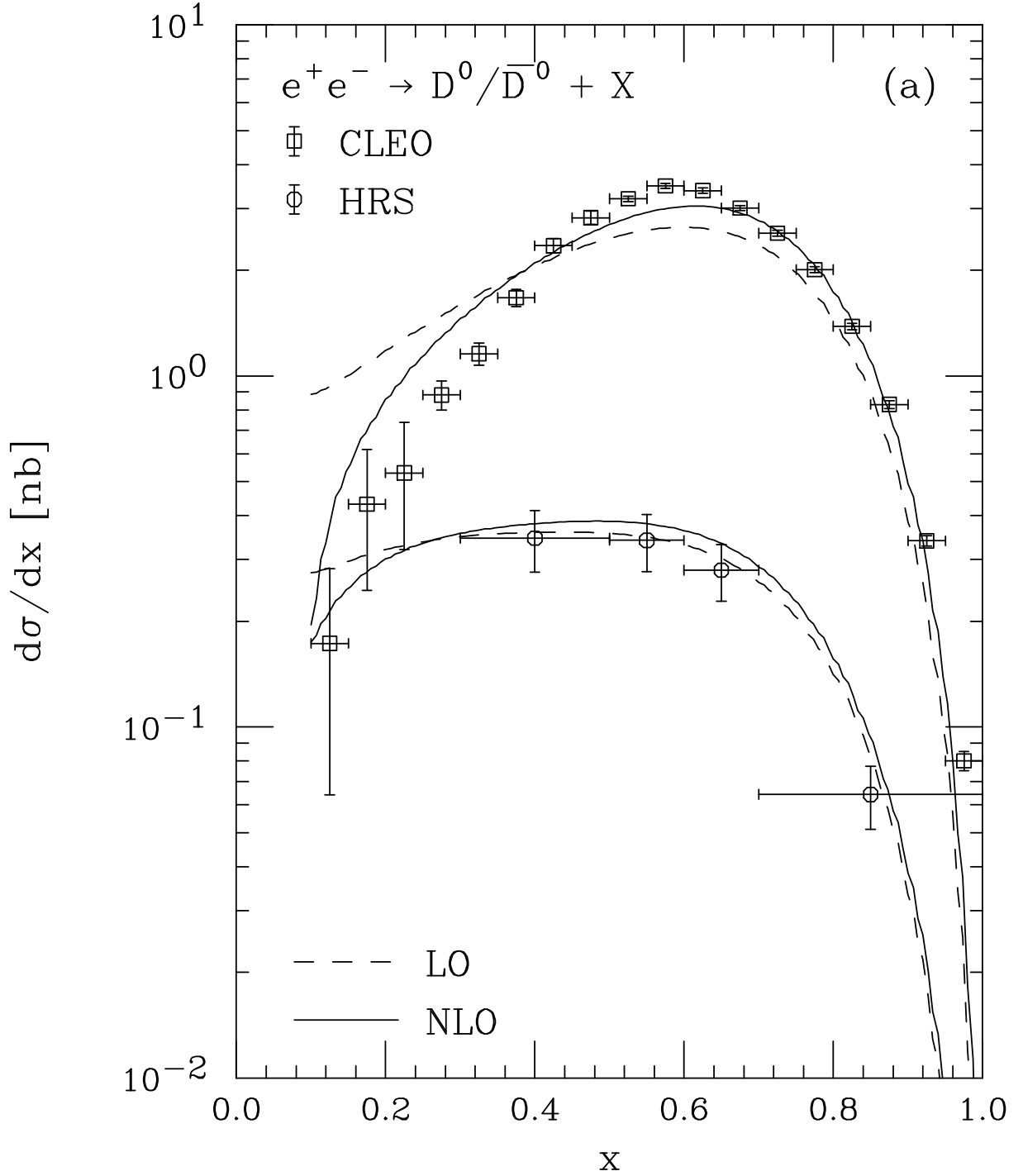


Figure 2: The differential cross sections $d\sigma/dx$ (in nb) of inclusive (a) D^0/\bar{D}^0 , (b) D^\pm , (c) D_s^\pm , and (d) Λ_c^\pm production in e^+e^- annihilation at $\sqrt{s} = 10.55, 29,$ and 34.7 GeV evaluated at LO (dashed lines) and NLO (solid lines) with our respective FF sets are compared with data from CLEO at CESR (squares), HRS at PEP (circles), and TASSO at PETRA (diamonds), respectively. In each case, the X_c hadron and its charge-conjugate counterpart are summed over.

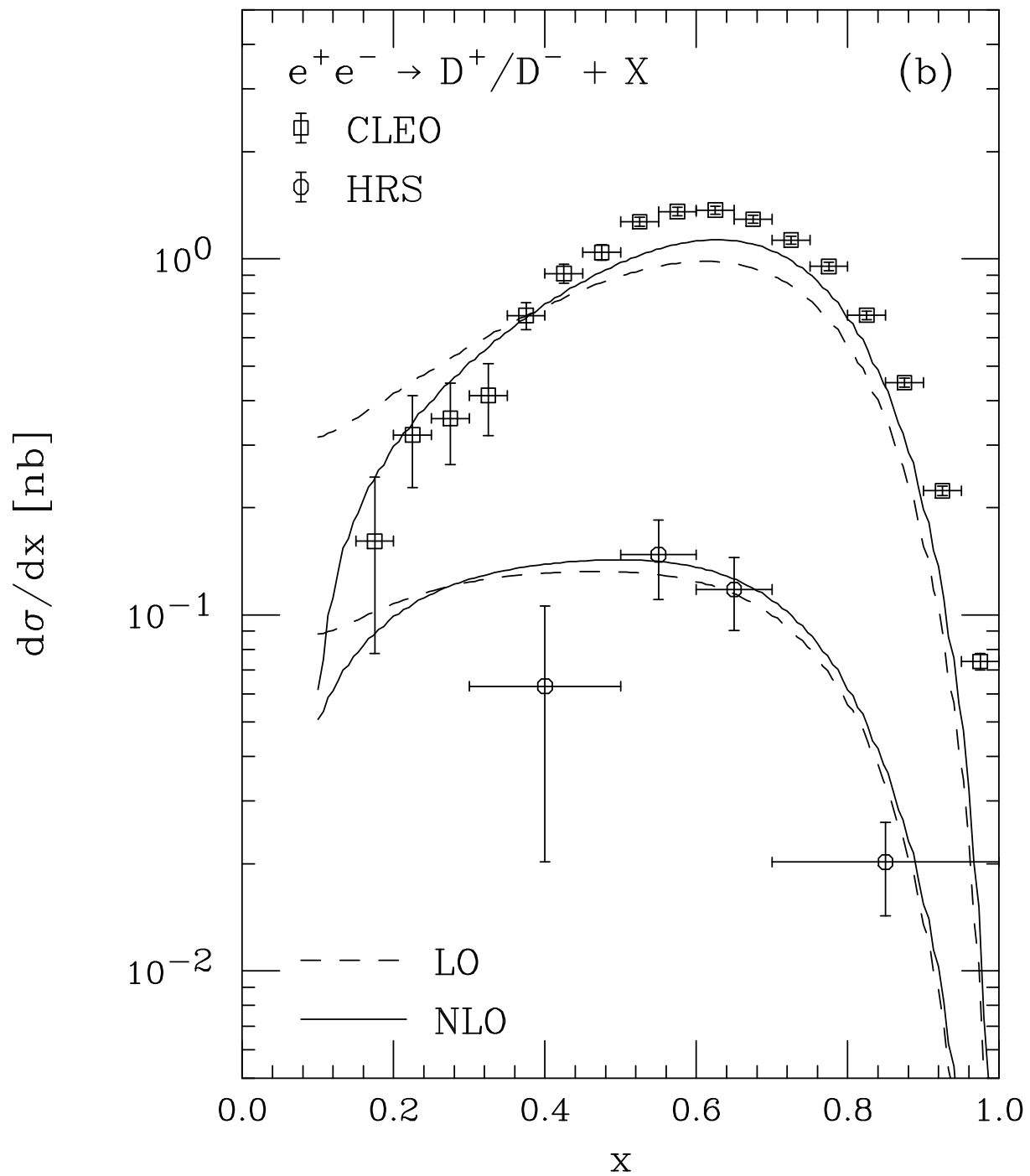


Fig. 2 (continued).

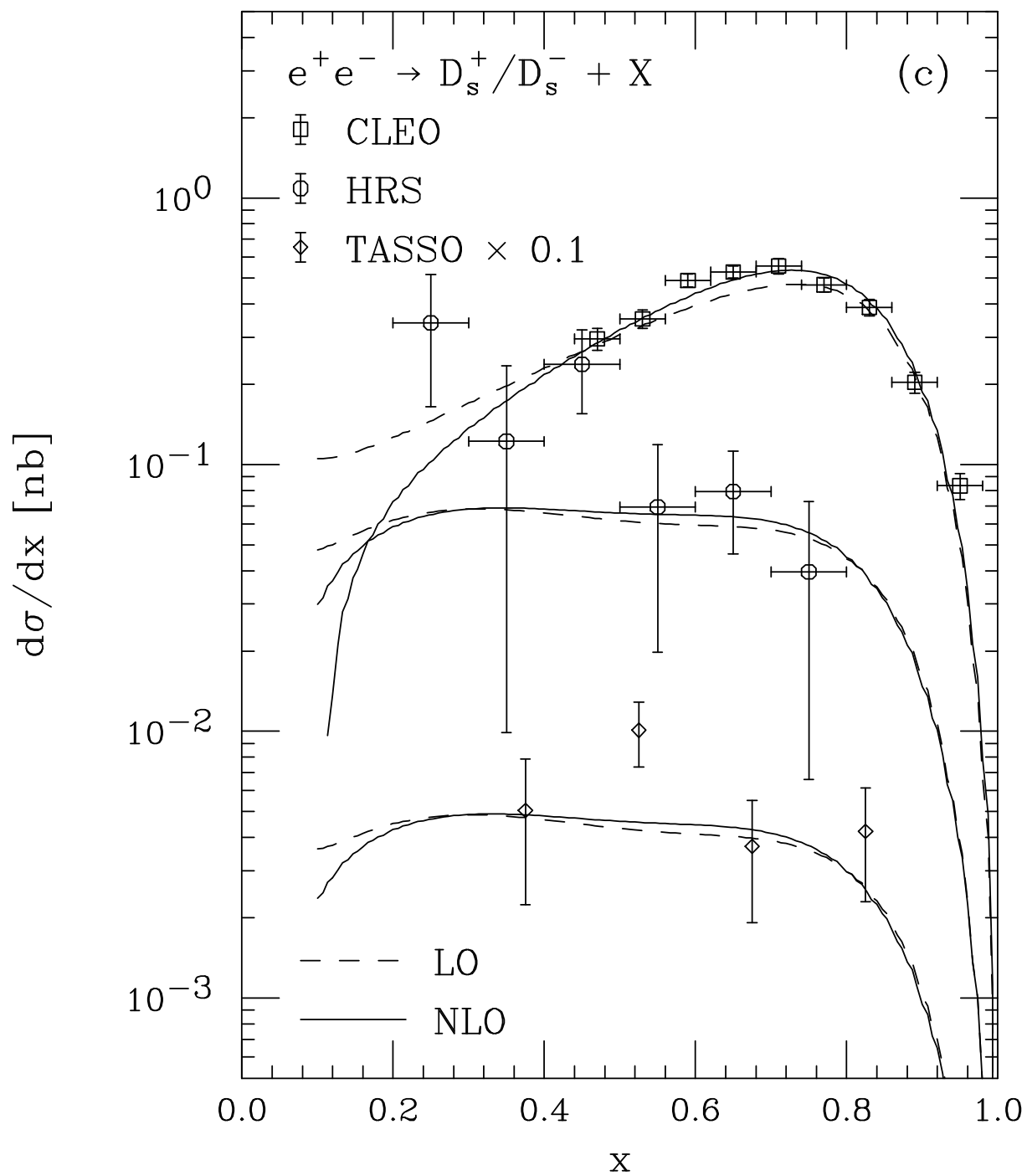


Fig. 2 (continued).

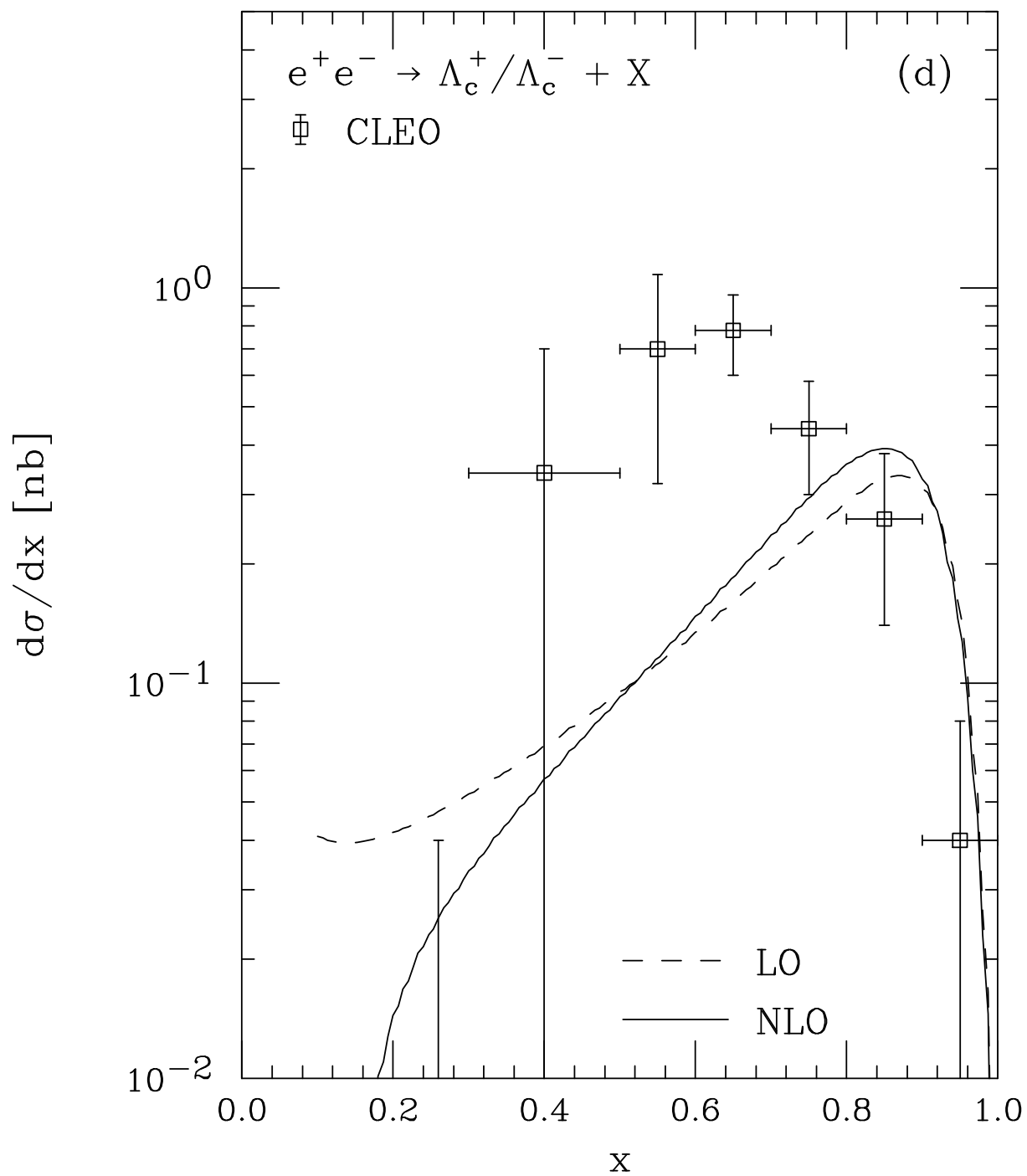


Fig. 2 (continued).