

A Feynman-Hellmann approach to the spin structure of hadrons

A. J. Chambers,^{1,*} R. Horsley,² Y. Nakamura,³ H. Perlt,⁴ D. Pleiter,^{5,6} P.E.L. Rakow,⁷
G. Schierholz,⁸ A. Schiller,⁴ H. Stüben,⁹ R. D. Young,¹ and J. M. Zanotti¹

(CSSM and QCDSF/UKQCD Collaborations)

¹*CSSM, Department of Physics, University of Adelaide, Adelaide SA 5005, Australia*

²*School of Physics and Astronomy, University of Edinburgh, Edinburgh EH9 3JZ, UK*

³*RIKEN Advanced Institute for Computational Science, Kobe, Hyogo 650-0047, Japan*

⁴*Institut für Theoretische Physik, Universität Leipzig, 04103 Leipzig, Germany*

⁵*JSC, Jülich Research Centre, 52425 Jülich, Germany*

⁶*Institut für Theoretische Physik, Universität Regensburg, 93040 Regensburg, Germany*

⁷*Theoretical Physics Division, Department of Mathematical Sciences,
University of Liverpool, Liverpool L69 3BX, UK*

⁸*Deutsches Elektronen-Synchrotron DESY, 22603 Hamburg, Germany*

⁹*Regionales Rechenzentrum, Universität Hamburg, 20146 Hamburg, Germany*

We perform a $N_f = 2+1$ lattice QCD simulation to determine the quark spin fractions of hadrons using the Feynman-Hellmann theorem. By introducing an external spin operator to the fermion action, the matrix elements relevant for quark spin fractions are extracted from the linear response of the hadron energies. Simulations indicate that the Feynman-Hellmann method offers statistical precision that is comparable to the standard three-point function approach, with the added benefit that it is less susceptible to excited state contamination. This suggests that the Feynman-Hellmann technique offers a promising alternative for calculations of quark line disconnected contributions to hadronic matrix elements. At the SU(3)-flavour symmetry point, we find that the connected quark spin fractions are universally in the range 55-70% for vector mesons and octet and decuplet baryons. There is an indication that the amount of spin suppression is quite sensitive to the strength of SU(3) breaking.

PACS numbers: 12.38.Gc,14.20.-c,14.20.Dh,14.20.Jn,14.40.-n

I. INTRODUCTION

The decomposition of the nucleon spin presents a fascinating challenge for the theoretical understanding of non-perturbative QCD. While the simplest quark model has all of the nucleon spin attributed to the spin of its quark constituents, the latest experimental measurements suggest that only about one third of the nucleon spin comes from the spin of the quarks [1]. This has motivated an extensive theoretical effort to understand the QCD origins of this quark spin suppression. We refer the reader to the comprehensive reviews of Refs. [2–5].

Lattice QCD provides a systematically improvable technique to study nonperturbative features of QCD, and hence offers significant potential to give valuable insight into the spin decomposition of the nucleon. Recent results have been published in [6–9] — also see the lattice review [10]. Nevertheless, there are still challenges in the lattice formulation, particularly those associated with the simulation of so-called “disconnected” quantities. Disconnected quantities refer to those where the external probe couples to a hadron correlator only through the underlying gauge field configuration. Standard three-point function techniques require the stochastic estimation of these quark loop contributions and, while progress has

been made, e.g. [11, 12], it has proven to be notoriously difficult to extract a non-zero signal.

In the present work we explore an alternative technique for the extraction of hadronic spin matrix elements in lattice QCD. In particular, we utilise the Feynman-Hellmann (FH) theorem applied to the lattice regularisation framework. We consider the energy shifts of hadrons in the presence of a uniform weak external field which couples directly to the quark spin. This is similar to an idea proposed in [13]. By the FH theorem, the leading linear response of the energy can be identified with the corresponding spin matrix element of interest. A first exploration of this method was performed in [14], and later in [15], for the gluon energy-momentum tensor. A full simulation would require the generation of new gauge ensembles which modify the fermion action of the sea quarks, incorporating the external field. Here we establish the method by coupling the field to the connected quark fields and benchmark our results against standard three-point function techniques.

There are some key advantages of the Feynman-Hellmann method. Importantly, there has been plenty of debate surrounding the difficulty in controlling excited state contamination in conventional three-point function calculations of g_A [16–21]. Since the FH method outlined in this paper only requires the extraction of hadron energies from lattice two-point functions, greater control of excited state contamination is possible through the identification of a distinct effective mass plateau. In addition,

*Electronic address: alexander.chambers@adelaide.edu.au

the quark propagators generated in the presence of the external field can be inserted into any hadronic correlation function and therefore, for a single set of inversions, one can study the spin content of many different hadrons. In contrast, usual three-point function methods require a new sequential propagator for each hadronic state of interest.¹

With easy access to a variety of hadronic states, we are able to report first dynamical lattice QCD simulation results for the spin content of vector mesons and decuplet baryons, in addition to the baryon octet. Interestingly we find that at the SU(3)-flavour symmetric point of our simulations the connected quark spin fraction is around 55-70%, irrespective of the hadron in question. This is in line with the general expectation of relativistic corrections to quark model wave functions [22–24]. We also present results away from the SU(3) symmetric point, where we find SU(3) breaking effects that could lead to significant breakdown of this universality in the light-quark domain [25].

The outline of the manuscript is as follows: Section II describes the formalism and notation used in this paper, and the strategy for the implementation of the Feynman-Hellmann theorem in lattice QCD simulations (a detailed derivation of the theorem is included in Appendix A); the lattice configurations of the present study are reviewed in Section III; the analysis techniques are described in Section IV; and our numerical results for various hadrons are reported in Section V; concluding remarks are summarised in Section VI.

II. FORMALISM

In this section we present the formalism and notation used in this paper with regard to the spin structure of hadrons, and explain the approach of using the Feynman-Hellmann theorem to calculate matrix elements.

A. Spin Notation

We express the total spin of a hadron of spin J by

$$J = \frac{1}{2}\Delta\Sigma^J + L_q^J + J_G^J, \quad (1)$$

where L_q^J and J_G^J denote the quark orbital angular momentum and gluon angular momentum, respectively. The total quark spin sum is given by $\Delta\Sigma^J = \sum_q \Delta q^{JJ}$, which in the Bjorken limit is defined in terms of the ze-

roth moments of the polarised quark distributions,

$$\Delta q^{Jm} = \int dx [q_{\uparrow}^{Jm}(x) - q_{\downarrow}^{Jm}(x)]. \quad (2)$$

Our notation is such that these describe generalisations of polarised quark distributions for hadrons of spin J with longitudinal spin polarisation m , as defined by Ref. [26]. In lattice simulations, these can be computed by evaluating matrix elements of the local operator

$$A_q^\mu = \bar{q}i\gamma_5\gamma^\mu q. \quad (3)$$

In the rest frame of the hadron, the forward matrix elements of this operator directly isolate the quark spin contributions,

$$\langle H, Jm | A_q^3(0) | H, Jm \rangle = 2M_H \Delta q^{Jm}, \quad (4)$$

for a hadron with polarisation m with respect to the z -axis. It is these matrix elements that we wish to determine for a variety of spin- J hadrons, H .

B. The Feynman-Hellmann Method

The Feynman-Hellmann theorem offers an alternative method for calculating matrix elements of a particular operator. In Appendix A we derive the theorem as relevant for lattice calculations. Here we summarise the main points.

Suppose we wish to calculate the matrix element of an operator \mathcal{O} with some hadron state $|H\rangle$. Consider modifying the QCD action such that

$$S \rightarrow S + \lambda \int d^4x \mathcal{O}(x), \quad (5)$$

where λ is a real parameter, and \mathcal{O} is a local operator. Then by the Feynman-Hellmann theorem we have that

$$\frac{\partial E(\lambda)}{\partial \lambda} = \frac{1}{2E(\lambda)} \langle H | \mathcal{O} | H \rangle_\lambda, \quad (6)$$

where E is the energy of the hadron state, and the subscript λ on the correlator indicates that it is evaluated with respect to the modified action. Note when $\lambda = 0$, we have

$$\left. \frac{\partial E(\lambda)}{\partial \lambda} \right|_{\lambda=0} = \frac{1}{2E} \langle H | \mathcal{O} | H \rangle, \quad (7)$$

where the matrix element on the right-hand side is now with respect to the unmodified action. If the modification in Eq. (5) is made in the context of a lattice calculation, then one can examine the behaviour of hadron energies as the parameter λ changes, and extract the above matrix element at the point where $\lambda = 0$.

Recall the lattice estimate of the expectation value of an operator \mathcal{O} over field configurations $U^{(i)}$ is given by

$$\langle \mathcal{O} \rangle \approx \frac{1}{N} \sum_{i=1}^N \overline{\mathcal{O}}[U^{(i)}], \quad (8)$$

¹ Nevertheless, the standard three-point method can access many different matrix elements simultaneously for a given choice of hadronic state.

where the bracket over \mathcal{O} indicates that all quark bilinears in \mathcal{O} have been Wick contracted and replaced with quark propagators, and where the field configurations have been generated using the weighting

$$\det[D(U)]e^{-S_g[U]}. \quad (9)$$

There are two points at which modifications to the action may be made in this calculation.

Firstly, quark propagators in the operator \mathcal{O} are calculated by inverting the Dirac operator matrix. This matrix is given by the quark contribution to the QCD action, and so must be modified if we change the quark action. This change is straightforward to apply, only requiring a redefinition of the Dirac operator.

Secondly, we note that the weighting of the gauge fields in Eq. (9) depends on both the quark component of the action in the functional determinant, and the gluon component in the exponential. Hence, any modification we make to the action should be included during the generation of the background gauge fields.

By choosing to neglect either one of these modifications, we are able to individually isolate connected and disconnected contributions to matrix elements. Modifications to the gauge configurations allow access to disconnected quantities, and modifications to the calculation of propagators allow access to connected quantities.

The method above presents several advantages for calculating, in particular, quantities such as the disconnected quark contributions to the proton spin. Such disconnected contributions are included in a simulation during the generation of gauge configurations, and the calculation of the appropriate matrix element is reduced to the calculation of hadron energies for different values of λ , in order to apply Eq. (7).

We will demonstrate the implementation of the Feynman-Hellmann method by calculating the connected quark contributions to the spin of hadrons. This has been investigated previously using standard three-point function methods, results with which we will compare our calculations.

The simulations discussed in Sec. IV and Sec. V make use of the partially quenched case for calculating connected quantities, and we do not generate any modified field configurations in the present work.

III. SIMULATION DETAILS

We use gauge field configurations with $2+1$ flavours of non-perturbatively $\mathcal{O}(a)$ -improved Wilson fermions and a lattice volume of $L^3 \times T = 32^3 \times 64$. The lattice spacing $a = 0.074(2)$ fm is set using a number of singlet quantities [27–29]. The clover action used comprises the tree-level Symanzik improved gluon action together with a stout smeared fermion action, modified (as described in Sec. IV) for the implementation of the Feynman-Hellmann method. We have ensembles with two sets of hopping parameters, $(\kappa_l, \kappa_s) =$

κ_l	0.120900	0.121040
κ_s	0.120900	0.120620
aM_π	0.1747(5)	0.1349(5)
aM_N	0.4673(27)	0.4267(50)
aM_Λ	0.4673(27)	0.4547(43)
aM_Δ	0.5676(64)	0.5520(79)
aM_ρ	0.3341(34)	0.3127(38)

TABLE I: Table of hadron masses (in lattice units) for each ensemble.

(0.120900, 120900), (0.121040, 120620), where we work in the isospin-symmetric limit such that $\kappa_l = \kappa_u = \kappa_d$. Table I gives the masses of various hadrons as realised on these configurations [29].

As discussed in the next section, the initial investigation of this method is performed at the SU(3) symmetric point ($\kappa_l = \kappa_s = 0.120900$) where all three quarks have the same mass, corresponding to a pion mass of around 470 MeV. On a subset of 350 configurations we explore the feasibility of the method using up to four different values of λ .

After tuning the method at this point, we then apply it to an ensemble with a lighter pion mass of around 360 MeV. As all of our lattice ensembles are generated with the singlet quark mass $\bar{m} = \frac{1}{3}(2m_l + m_s)$ held fixed, this lattice also contains a heavier strange quark. This will allow us to demonstrate the suitability of this method for the study of the quark spin contributions to a variety of hadrons.

Unless otherwise stated, all results quoted in the remainder of this paper are unrenormalised (indicated by a superscript ‘latt.’). However in order to compare with existing results in the literature, we use preliminary results for the non-singlet axial current renormalisation constant [30]

$$Z_A^{\text{NS}} = 0.85(2). \quad (10)$$

We note that most of the results quoted in the remainder of the paper are either for the total or individual quark spin contributions to a hadron’s spin which also requires knowledge of the singlet axial current renormalisation Z_A^{S} [11], which has an anomalous dimension. Since Z_A^{S} deviates from Z_A^{NS} starting at $\mathcal{O}(\alpha_s^2)$ in perturbation theory, we expect Z_A^{S} in the $\overline{\text{MS}}$ scheme at $\mu^2 = 4 \text{ GeV}^2$ to differ from Z_A^{NS} by no more than a couple of percent. A similar sized correction maybe be needed to achieve full $\mathcal{O}(a)$ improvement [31]. In future work where we intend to also include disconnected contributions, we will implement a proper treatment of the renormalisation. However, for the exploratory work carried out in this paper, we neglect these minor corrections and simply use Z_A^{NS} in Eq. (10) when a comparison of renormalised results is made.

IV. ANALYSIS TECHNIQUES

Here we show how the Feynman-Hellmann theorem may be applied to calculate quark axial charges of hadrons, using the proton as an example. We will then show how the determination of these axial charges can be improved through the use of ratios of lattice two-point functions. Finally we will investigate the optimal choice of λ values needed to reliably determine the axial charges at minimal computational cost.

A. Spin Operator & Spin Projection

In our simulations, we modify the QCD action such that

$$S \rightarrow S(\lambda) = S + \lambda \sum_x \bar{q}(x) i\gamma_5 \gamma_3 q(x), \quad (11)$$

where q denotes a particular quark flavour. Note $i\gamma_5 \gamma_3$ is the Euclidean-space form of the spin operator in the z -direction. By application of the Feynman-Hellmann theorem for a zero-momentum hadron H we have

$$\left. \frac{\partial E(\lambda)}{\partial \lambda} \right|_{\lambda=0} = \frac{1}{2M} \langle H | \bar{q} i\gamma_5 \gamma_3 q | H \rangle. \quad (12)$$

Comparing with Eq. (3), we see that this slope gives direct access to the quark spin contributions,

$$\Delta q = \left. \frac{\partial E(\lambda)}{\partial \lambda} \right|_{\lambda=0}. \quad (13)$$

For simplicity, we have suppressed the explicit J and m spin indices, as is conventional for a spin- $\frac{1}{2}$ target. Calculation of Δq has now been reduced from the calculation of lattice three-point functions to the simpler task of measuring energies from lattice two-point functions.

In our simulations, the modification to the action in Eq. (11) is only made to the Dirac matrix when calculating propagators, hence we only access the quark connected contributions to Δq , as discussed in Sec. II. Hence on the lattice, we have that

$$\Delta q_{\text{conn.}}^{\text{latt.}} = \left. \frac{\partial E(\lambda)}{\partial \lambda} \right|_{\lambda=0}. \quad (14)$$

Calculation of proton energies proceeds via normal lattice hadron-spectroscopy techniques. We make use of the standard proton interpolating operator

$$\mathcal{O}_p = \epsilon_{abc} (u_a^T C \gamma_5 d_b) u_c, \quad (15)$$

where only colour indices are shown explicitly; spinor indices are implied by matrix/vector notation. We use the positive parity projection operator (in Euclidean space)

$$\Gamma_4 = \frac{1}{2} (1 + \gamma_4) \quad (16)$$

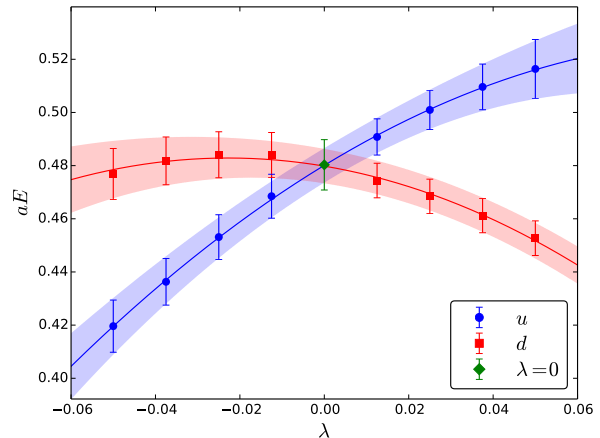


FIG. 1: Change in proton energy with the parameter λ . The two datasets show the effect when the extra term is applied to each light flavour. Note that at the $\lambda = 0$ point we have the unshifted proton energy averaged over both spin projections. $\kappa_l = \kappa_s = 0.120900$.

to project out the positive parity state. Since the matrix element in Eq. (3) requires the hadron state to have definite spin, we combine the operator in Eq. (16) with spin-projection operators,

$$\Gamma_{\pm} = \frac{1}{2} (1 \pm i\gamma_5 \gamma_3) \Gamma_4. \quad (17)$$

Together these operators allow us to project out the $m = \pm \frac{1}{2}$ positive-parity proton states.

Recalling Eq. (11), we note that reversing the spin polarisation of the hadron state is equivalent to reversing the sign of λ . Hence with a single choice of λ we are able to identify the energies of the spin-up proton with positive λ , and those of the spin-down proton with negative λ . In this way, we effectively double our sampled parameters, without increasing the simulation time.

As a first test, we simulate with four values of $\lambda = 0.0125, 0.025, 0.0375, 0.05$ at the SU(3)-flavour symmetric point ($\kappa_l = \kappa_s = 0.120900$). Fig. 1 shows results for the ground state proton energy as a function of λ for both spin-up (positive λ) and down (negative λ) states. In the two datasets, the λ term in Eq. (11) has been added to the up quark and down quark separately. We fit to a Taylor expansion in the parameter λ ,

$$E(\lambda) = E(0) + \lambda \Delta q + \frac{1}{2} \lambda^2 \left. \frac{\partial^2 E(\lambda)}{\partial \lambda^2} \right|_{\lambda=0} + \dots, \quad (18)$$

retaining only up to quadratic terms in this case. We see that the slopes of the energy as a function of λ for the two flavours of quark have opposite signs, indicating the expected result that the up quark has a positive spin contribution, and the down quark a negative contribution. We also note the presence of quadratic and higher order terms in λ at larger λ . These are not presently of

interest, as only the linear behaviour at $\lambda = 0$ is required to apply Eq. (14).

Using the linear parameter from the fit in Eq. (18), we have for the (unrenormalised) connected quark spin contributions in the proton,

$$\Delta u_{\text{conn.}}^{\text{latt.}} = 0.97(13), \quad (19)$$

$$\Delta d_{\text{conn.}}^{\text{latt.}} = -0.27(11). \quad (20)$$

The errors here come from a bootstrap analysis of the proton correlators. Noting the form of the interpolating operator in Eq. (15), specifically the quark content, we may interchange up and down quarks above to obtain symmetric results for the proton's isospin partner, the neutron. Henceforth we will not distinguish between individual members of isospin multiplets when quoting results (all calculations are performed in the isospin symmetric limit). Specific quark flavours can be deduced from the context.

B. Correlator Ratios

By taking advantage of the correlation between results at different λ using the same statistical ensemble, we may dramatically improve the previous results. We can write the energy of a general hadron in terms of an energy shift $\Delta E(\lambda)$ as

$$E(\lambda) = E(\lambda = 0) + \Delta E(\lambda), \quad (21)$$

where $E_0 = M$ is the mass of the hadron. Then Eq. (14) becomes

$$\Delta d_{\text{conn.}}^{\text{latt.}} = \left. \frac{\partial \Delta E(\lambda)}{\partial \lambda} \right|_{\lambda=0}. \quad (22)$$

Hence we only need to calculate energy shifts with respect to λ in order to make use of the Feynman-Hellmann theorem. These energy shifts can be determined accurately from ratios of two-point functions.

For large times t we expect that a lattice two-point function has the asymptotic form

$$C(\lambda, t) \xrightarrow{\text{large } t} \frac{e^{-E(\lambda)t}}{2E(\lambda)} |A(\lambda)|^2. \quad (23)$$

Considering the ratio of two such correlation functions, one calculated with $\lambda = 0$ and the other at $\lambda \neq 0$, we have

$$\frac{C(\lambda, t)}{C(\lambda = 0, t)} \xrightarrow{\text{large } t} e^{-\Delta E(\lambda)t} \frac{E(0) |A(\lambda)|^2}{E(\lambda) |A(0)|^2}. \quad (24)$$

The exponential dependence of the above ratio of correlators contains the difference in energies between the undisturbed energy and the energy at some λ . Using this quantity to measure energy shifts allows us to make use of correlations between calculations with different values of λ . Since each calculation is performed using the same

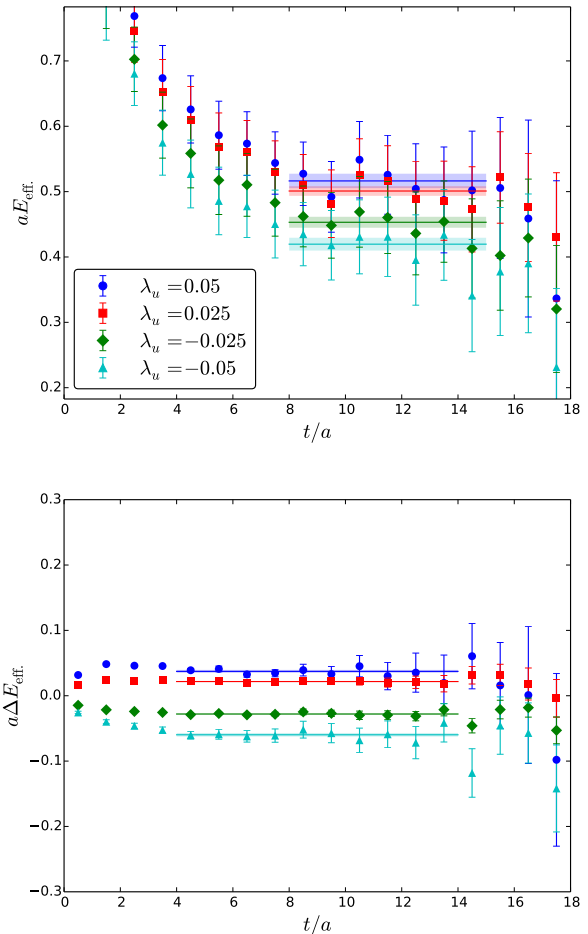


FIG. 2: Nucleon effective mass plots for different values of λ on the up quark at the SU(3)-flavour symmetric point. The first plot shows absolute energies, and the second energy shifts obtained from correlator ratios. Only a few λ have been included for clarity. The vertical scale is the same for both plots (only shifted), emphasising the improvement achieved.

set of underlying gauge configurations, we expect fluctuations in the correlators to largely cancel, leaving a much cleaner signal.

Returning to the example of the last section, the upper plot in Fig. 2 shows nucleon effective mass plots for different values of λ on the up quark, and the fit-range used for each. The lower plot displays the effective masses for the energy shifts obtained from the ratio of correlators in Eq. (24). We note that the energy shifts are much clearer using the new procedure, and we are able to fit at earlier times, possibly due to the cancelling of excited states. Fig. 3 shows the resulting nucleon energy shifts as a function of λ . We observe that the relative errors between different points are now much smaller, and we are able to much more tightly constrain the quadratic fit as compared to Fig. 1. We are also able to fix the $\lambda = 0$ point to zero, since there is no energy shift for

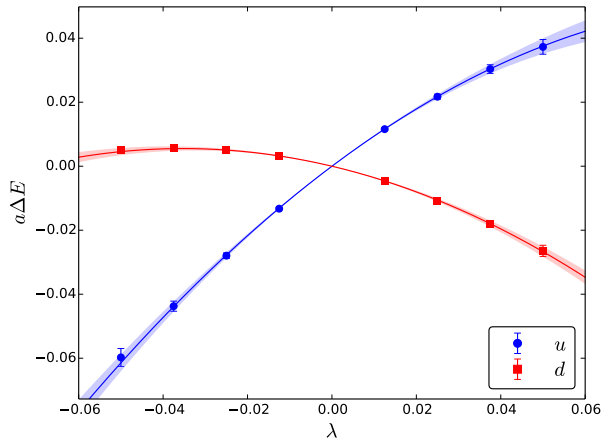


FIG. 3: Change in nucleon energy for different parameter values with a quadratic fit. $\kappa_l = \kappa_s = 0.120900$.

zero background spin-field. The linear plus quadratic behaviour seen previously has been preserved, as we have only shifted all data points by a constant amount.

From the linear parameter in the quadratic fit, we calculate the quark axial charges

$$\Delta u_{\text{conn.}}^{\text{latt.}} = 0.990(20), \quad (25)$$

$$\Delta d_{\text{conn.}}^{\text{latt.}} = -0.313(14). \quad (26)$$

These results are consistent with those in Eq. (19) and Eq. (20), and our uncertainties have been significantly reduced. Note that if we instead extract the linear parameter from a fit including also a cubic term in Eq. (18), we find no change within the quoted statistical error, suggesting that retaining terms up to quadratic order in λ is sufficient.

For comparison we have results calculated with a three-point function method [32] using 330 configurations from the same larger ensemble of 1500 configurations from which the 350 used in this work were sourced. The three-point functions method gives for the quark axial charges,

$$\Delta u_{\text{conn.}}^{\text{latt.}} = 0.911(29), \quad (27)$$

$$\Delta d_{\text{conn.}}^{\text{latt.}} = -0.290(16), \quad (28)$$

where we see comparable precision with our results in Eq. (25) and Eq. (26), but obvious tension with the result for the up quark. This may be due to the fact that the Feynman-Hellmann method has a greater control of excited state contamination than the fixed-sink three-point method with a single source-sink smearing.

C. Optimisation

The spin matrix elements studied here have utilised numerous values of the background field strength λ in order

λ_1	λ_2	$\Delta u_{\text{conn.}}^{\text{latt.}}$	$\Delta d_{\text{conn.}}^{\text{latt.}}$
0.0125	0.0250	0.994(18)	-0.313(13)
0.0125	0.0375	0.992(19)	-0.312(13)
0.0125	0.0500	0.988(19)	-0.311(14)
0.0250	0.0375	0.991(21)	-0.314(14)
0.0250	0.0500	0.987(23)	-0.313(15)
0.0375	0.0500	0.981(27)	-0.314(17)

TABLE II: Connected spin contributions to the proton calculated using partial fits to only two values of the external field strength, λ . The fit used is given in Eq. (18), where we retain up to quadratic terms. The first column lists the values of λ used, and the second shows the calculated values of the quark axial charges that result.

to accurately determine the derivative in the zero-field limit. As each value of the background field parameter requires the computation of a new set of propagators, we explore how one could best optimise the signal strength for a minimal set of inversions. This optimisation is particularly necessary in the context of extending this work to disconnected operators, where new additional simulations are required for each value of the field strength.

We would like to realise a minimum of two different field strengths (with spin-up/down projections), and restrict ourselves to a fixed-intercept quadratic fit in λ . Quadratic terms do not affect the linear terms that we are interested in, because these terms shift the energies equally on either side of the $\lambda = 0$ point. Realising a minimum of two field strengths (four values of λ , after spin-up/down projection) allows us to be confident in uncertainties calculated for the two-parameter fixed-intercept quadratic fit.

We consider fitting quadratically to subsets of our existing results at the SU(3)-flavour symmetric point ($\kappa_l = \kappa_s = 0.120900$), realising only two of the four values of λ at a time (four total data points after spin projection). Table II shows results for the quark axial charges calculated using these subsets. The calculated axial charges remain consistent within errors with each different fit, however there does seem to be a systematic shift in Δu as we move to higher λ . Also, the statistical errors in the energy shifts increase as λ increases. Importantly, we note that the results obtained from a quadratic fit to the smallest two values of λ (in the top row of Table II) agree within errors with results obtained from a fit to the entire data set in Eq. (25) and Eq. (26), and with comparable statistical error. For these reasons, we restrict ourselves to realising only the two smallest λ when considering our second ensemble at smaller pion mass, as this appears to give sufficient accuracy and precision.

Also, we note that using only two values of the background field strength brings the total number of matrix inversions required for a computation of the axial charge of the proton in line with the standard three-point function method. With two values of λ , three colours and four spinor indices, we must calculate 36 inversions for every

operator that we wish to investigate. For a three-point function calculation, three colours, four spinor indices and three quark propagators also lead to 36 inversions for each hadron that we consider. If the aim is to compute the forward proton matrix element of the axial operator, our results indicate that the Feynman-Hellmann method can achieve comparable statistical precision to the three-point function approach, at fixed computational cost.

V. RESULTS

Here we summarise connected quark spin contributions obtained using correlator ratio methods for the octet and decuplet baryons, and vector mesons. All results quoted are from quadratic fits in λ . Calculations at the SU(3) symmetric point make use of the full dataset of four values of λ . Simulations carried out away from the SU(3)-flavour symmetric point realise two values of the background field strength parameter, $\lambda = 0.0125, 0.025$, as motivated by the discussion in Sec. IV C. For all analyses we make use of correlator ratios as discussed in Sec. IV B.

A. Octet Baryons ($J = \frac{1}{2}$)

Using the preliminary renormalisation in Eq. (10), we conclude our discussion of the proton in Sec. IV by quoting renormalised values for g_A at our two simulated pion masses,

$$g_A(m_\pi = 470\text{MeV}) = 1.105(29), \quad (29)$$

$$g_A(m_\pi = 360\text{MeV}) = 1.072(32), \quad (30)$$

which are in good agreement with results in the literature, [16–21] (or [33] for a recent review). For the remaining octet baryons (excluding the Λ) we re-use the form of the interpolating operator for the proton in Eq. (15),

$$\mathcal{O}_{\text{octet}} = \epsilon_{abc} (q_1^T C \gamma_5 q_2_b) q_{1c}, \quad (31)$$

substituting light and strange quarks to access the Σ and Ξ states (in the isospin-symmetric limit). For example for the Σ^+ we use the operator

$$\mathcal{O}_{\Sigma^+} = \epsilon_{abc} (u_a^T C \gamma_5 s_b) u_c. \quad (32)$$

In addition, we use the spin and parity-projection operators given in Eq. (16) and Eq. (17).

The calculation proceeds as described in Sec. IV, and Table III shows results for the octet (details of the Λ calculation are discussed later). q_1 and q_2 in the table refer to the quark flavours as they appear in the appropriate form of the interpolating operator in Eq. (31). As we are working in the isospin-symmetric limit, the results quoted can be applied to all members of each isospin multiplet, with appropriate flavour re-labelling. So for instance we have for the Σ^+ (quark content uus) that

κ_l	0.120900		0.121040	
κ_s	0.120900		0.120620	
	$\Delta q_{1\text{conn.}}^{\text{latt.}}$	$\Delta q_{2\text{conn.}}^{\text{latt.}}$	$\Delta q_{1\text{conn.}}^{\text{latt.}}$	$\Delta q_{2\text{conn.}}^{\text{latt.}}$
N	0.990(20)	-0.313(14)	0.971(22)	-0.291(20)
Σ	0.990(20)	-0.313(14)	0.948(18)	-0.297(8)
Ξ	0.990(20)	-0.313(14)	1.039(12)	-0.275(11)
Λ	-0.070(23)	0.785(18)	-0.050(17)	0.803(10)

TABLE III: Table of connected spin contributions for the baryon octet. For all baryons except the Λ , q_1 and q_2 are as they appear in Eq. (31). For the Λ , $\Delta q_1 = \Delta u + \Delta d$ and $\Delta q_2 = \Delta s$.

$\Delta q_1 = \Delta u$ and $\Delta q_2 = \Delta s$, whereas for the Ξ^0 (quark content uss) $\Delta q_1 = \Delta s$, $\Delta q_2 = \Delta u$.

Away from the SU(3) symmetric point (at the lighter pion mass) we see evidence for SU(3)-flavour-breaking effects in the quark spin contributions to the baryon octet. As we discussed in Sec. III, the singlet quark mass is the same for both ensembles, so the light quarks are lighter and the strange quark heavier on the second ensemble. We see Δu and Δd decreasing for the nucleon, whereas Δu (Δd) decreases and Δs increases for the $\Xi^{0(-)}$.

By comparing the individual quark flavour results of the octet baryons, we can gain an insight into the environmental sensitivity of the quark axial charges. As we move from the N to Σ state with the heavier strange quark for example, we see the light quark contribution decreasing.

For the Λ baryon we use the interpolating operator

$$\mathcal{O}_\Lambda = \epsilon_{abc} \frac{1}{\sqrt{6}} [2 (u_a^T C \gamma_5 d_b) s_c + (u_a^T C \gamma_5 s_b) d_c - (d_a^T C \gamma_5 s_b) u_c]. \quad (33)$$

Note that when calculating two-point functions for the Λ , we do not calculate separate propagators for the up and down quarks. Hence the spin-field term in Eq. (11) is added to both light-quarks at once, and so in Table III, $\Delta q_1 = \Delta u + \Delta d$ and $\Delta q_2 = \Delta s$. Fig. 4 shows results for the energy shift of the Λ baryon on the $\kappa_l = 0.121040$, $\kappa_s = 0.120620$ ensemble for two values of $\lambda = 0.0125, 0.025$. The strong, highly constrained positive slope for the strange quark axial charge is consistent with the common expectation that the heavier strange quark carries the dominant spin fraction. Conversely, the small negative light quark contribution is more weakly constrained, subject predominantly only to quadratic effects.

In order to make a comparison with existing results in the literature, we make use of the preliminary results for Z_A given in Eq. (10). For the Λ baryon at the lighter pion mass of around 360 MeV, we have for light and strange connected contributions,

$$\Delta u_{\text{conn.}} = \Delta d_{\text{conn.}} = -0.043(14) \quad (34)$$

$$\Delta s_{\text{conn.}} = 0.683(18). \quad (35)$$

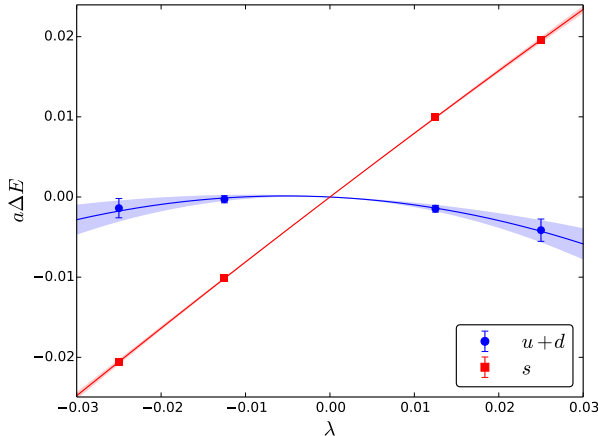


FIG. 4: Energy shift of the Λ baryon with respect to λ . $\kappa_l = 0.121040$, $\kappa_s = 0.120620$.

Very few other lattice calculations of these quantities have been performed, the only example being in [34] from a chiral extrapolation of quenched calculations at pion masses of around 600 MeV and upwards,

$$\Delta u_{\text{conn.}} = \Delta d_{\text{conn.}} = -0.02(4), \quad (36)$$

$$\Delta s_{\text{conn.}} = 0.68(4), \quad (37)$$

which are in good agreement.

B. Decuplet Baryons ($J = \frac{3}{2}$)

For the decuplet baryons, we make use of the interpolating operator

$$\mathcal{O}_{\text{decuplet}} = \epsilon_{abc} \frac{1}{\sqrt{3}} [2 (q_{1a}^T C \gamma_{\pm} q_{2b}) q_{1c} + (q_{1a}^T C \gamma_{\pm} q_{1b}) q_{2c}], \quad (38)$$

where we define γ_{\pm} (in Euclidean space) as

$$\gamma_{\pm} = -i \frac{1}{2} (\gamma_1 \pm i \gamma_2). \quad (39)$$

Analogously to the case of the octet baryons, appropriate quark flavours are substituted into Eq. (38) to access all decuplet states. We again make use of the parity and spin-projection operators in Eq. (16) and Eq. (17). However we must take care when analysing the $m = \pm \frac{1}{2}$ states. Using the γ_{\pm} matrices, we create diquarks with $J = 1$ and $m = \pm 1$. The Γ_{\pm} operator projects out the spin of the single quark to $m = \pm \frac{1}{2}$ as before. For the $m = \pm \frac{3}{2}$ baryon states, there is no problem combining the diquark and single quark, since

$$|1 + 1\rangle \left| \frac{1}{2} + \frac{1}{2} \right\rangle = \left| \frac{3}{2} + \frac{3}{2} \right\rangle, \quad (40)$$

$$|1 - 1\rangle \left| \frac{1}{2} - \frac{1}{2} \right\rangle = \left| \frac{3}{2} - \frac{3}{2} \right\rangle. \quad (41)$$

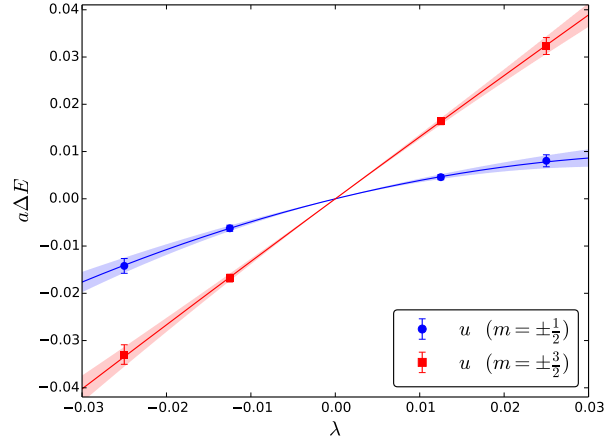


FIG. 5: Energy shift of Δ^+ with respect to λ parameter on the $\kappa_l = 0.121040$, $\kappa_s = 0.120620$ ensemble. Only results for the up quark are shown (Results for the down quark differ by a factor of a half).

However, when we create the $m = \pm \frac{1}{2}$ states, we create a mixture of $J = \frac{3}{2}$ and $J = \frac{1}{2}$ states,

$$|1 + 1\rangle \left| \frac{1}{2} - \frac{1}{2} \right\rangle = \sqrt{\frac{1}{3}} \left| \frac{3}{2} + \frac{1}{2} \right\rangle + \sqrt{\frac{2}{3}} \left| \frac{1}{2} + \frac{1}{2} \right\rangle, \quad (42)$$

$$|1 - 1\rangle \left| \frac{1}{2} + \frac{1}{2} \right\rangle = \sqrt{\frac{1}{3}} \left| \frac{3}{2} - \frac{1}{2} \right\rangle - \sqrt{\frac{2}{3}} \left| \frac{1}{2} - \frac{1}{2} \right\rangle. \quad (43)$$

In principle, it is possible to project onto definite $J = \frac{3}{2}, \frac{1}{2}$ states (see [35]). However, we note that the $J = \frac{1}{2}$, $\Delta(1750)$ state has a higher mass than the $J = \frac{3}{2}$, $\Delta(1232)$ state, and so we expect the $\Delta(1232)$ to saturate the ground state at large Euclidean time. Although we may expect to see slightly more excited-state contamination than in the $m = \pm \frac{3}{2}$ cases.

Fig. 5 shows results for the energy shift of the Δ baryon with λ . Only results for the up quark are shown, since the spin-contribution for the down quark differs by a factor of a half in the isospin-symmetric limit. In contrast to the nucleon, all quarks in the Δ have positive contributions.

Table IV summarises results for the decuplet baryons. Results at the heavier pion mass for the $m = \pm \frac{1}{2}$ states are unavailable, as the code to calculate these was not implemented at the time of those initial runs. Note that the distinction between the two different quark flavour spin contributions is a result of the form of the interpolating operator. So for example, the overall strange connected contribution to the Ω baryon, $\Delta s^{\frac{3}{2}m} = \Delta q_1^{\frac{3}{2}m} + \Delta q_2^{\frac{3}{2}m}$.

Similarly to the results for the octet baryons in Table III, we see the effect of the changing quark masses on the axial charges. We observe the same pattern of

κ_l	0.120900		0.121040	
κ_s	0.120900		0.120620	
	$\Delta q_1^{\text{latt. conn.}}$	$\Delta q_2^{\text{latt. conn.}}$	$\Delta q_1^{\text{latt. conn.}}$	$\Delta q_2^{\text{latt. conn.}}$
$\Delta(m = \pm \frac{3}{2})$	1.364(29)	0.682(15)	1.319(48)	0.660(24)
$\Sigma^*(m = \pm \frac{3}{2})$	1.364(29)	0.682(15)	1.310(43)	0.727(11)
$\Xi^*(m = \pm \frac{3}{2})$	1.364(29)	0.682(15)	1.448(19)	0.654(20)
$\Omega(m = \pm \frac{3}{2})$	1.364(29)	0.682(15)	1.437(16)	0.718(8)
$\Delta(m = \pm \frac{1}{2})$	-	-	0.437(36)	0.215(18)
$\Sigma^*(m = \pm \frac{1}{2})$	-	-	0.441(31)	0.244(9)
$\Xi^*(m = \pm \frac{1}{2})$	-	-	0.506(14)	0.215(14)
$\Omega(m = \pm \frac{1}{2})$	-	-	0.504(12)	0.248(6)

TABLE IV: Table of connected spin contributions for the baryon decuplet. q_1 and q_2 are as they appear in the interpolating operator (38).

environmental sensitivity as was evident when comparing the nucleon and Ξ away from the SU(3) symmetric point; the heavier strange quark lowers the light quark contribution. For the zeroth moment [26],

$$\Delta q^{\frac{3}{2}\frac{3}{2}} = 3\Delta q^{\frac{3}{2}\frac{1}{2}}. \quad (44)$$

Comparing results for the $m = \pm \frac{1}{2}, \pm \frac{3}{2}$ states in Table IV, we see broad agreement with the sum rule.

Using the preliminary renormalisation factor in Eq. (10), we have for the Δ baryon at the lighter pion mass of around 360 MeV,

$$\Delta u_{\text{conn.}}^{\frac{3}{2}\frac{3}{2}} + \Delta d_{\text{conn.}}^{\frac{3}{2}\frac{3}{2}} = 1.682(61), \quad (45)$$

which compares well to results from [36] at a pion mass of 297(5) MeV,

$$\Delta u_{\text{conn.}}^{\frac{3}{2}\frac{3}{2}} + \Delta d_{\text{conn.}}^{\frac{3}{2}\frac{3}{2}} = 1.81(11). \quad (46)$$

C. Vector Mesons ($J = 1$)

For the vector mesons, we make use of the interpolating operator

$$\mathcal{O}_{\text{vector}} = \bar{q}_2 \gamma_{\pm} q_1, \quad (47)$$

where again appropriate quark flavours are substituted to access the different meson states.

Fig. 6 shows results for the K^* meson. We see that both quark flavours have positive contributions, and observe the slightly larger contribution from the strange quark. Table V summarises results for the vector mesons.

We find relatively little change in the quark axial charges in the ρ at the different quark masses (consistent with results reported in [37]). We do see a similar environmental sensitivity as in the octet and decuplet away from the SU(3) symmetric point. For example the

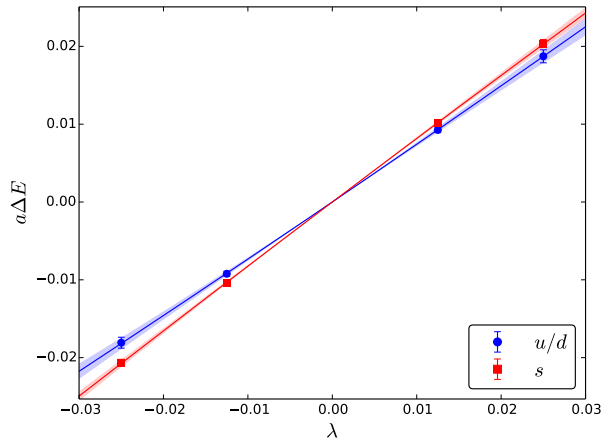


FIG. 6: Energy shift of K^* with respect to λ parameter on $\kappa_l = 0.121040$, $\kappa_s = 0.120620$ ensemble.

κ_l	0.120900		0.121040	
κ_s	0.120900		0.120620	
	$\Delta q_1^{\text{latt. conn.}}$	$\Delta q_2^{\text{latt. conn.}}$	$\Delta q_1^{\text{latt. conn.}}$	$\Delta q_2^{\text{latt. conn.}}$
ρ	0.762(14)	0.762(14)	0.771(33)	0.771(33)
K^*	0.762(14)	0.762(14)	0.738(22)	0.821(15)
ϕ	0.762(14)	0.762(14)	0.793(11)	0.793(11)

TABLE V: Table of connected spin contributions for the vector mesons. q_1 refers to the first flavour in Eq. (47), and q_2 to the second.

strange spin contribution to the K^* is greater than that for the ϕ due to the presence of the light quark in the K^* .

For the ρ meson at the lighter pion mass of around 360 MeV, we have for the light spin contribution, using the preliminary renormalisation in Eq. (10),

$$\Delta u_{\text{conn.}}^{11} + \Delta d_{\text{conn.}}^{11} = 1.311(64), \quad (48)$$

noting that the results quoted in Table V are for each light quark individually. Again, this calculation is rare in the literature. Ref. [37] quotes a value, after chiral extrapolation of quenched results, of

$$\Delta u_{\text{conn.}}^{11} + \Delta d_{\text{conn.}}^{11} = 1.180(92), \quad (49)$$

where we see broad agreement with our results.

D. Summary

In order to compare the relative contributions of quarks to the spin of the different hadrons, we define the quark spin fraction for a spin- J hadron to be,

$$\widehat{\Delta \Sigma}^J = \frac{\Delta \Sigma^J}{2J}. \quad (50)$$

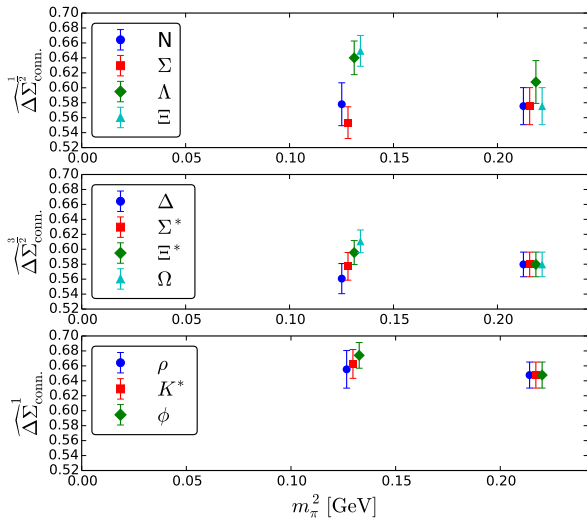


FIG. 7: The quark spin fraction $\widehat{\Delta\Sigma}_{\text{conn.}}^J$ as defined in Eq. (50) for all the octet and decuplet baryons, and vector mesons, for different pion masses, renormalised using Eq. (10)

Fig. 7 shows $\widehat{\Delta\Sigma}_{\text{conn.}}^J$ at different pion masses for all the baryons and mesons we have examined, renormalised using Eq. (10). Noting that the singlet quark mass is constant along our trajectory, we see that hadrons with dominant strange quark contributions have been shifted up with the increased strange mass, and hadrons with dominant light quark contributions have shifted down. We also see that the quark spin fraction for all the baryons studied here is in the range 55-70%.

VI. CONCLUDING REMARKS

We have demonstrated that the Feynman-Hellmann method is an effective approach to calculating hadron matrix elements. We have demonstrated this through the determination of quark spin contributions to hadrons. With the statistical improvements gained by examining

hadron energy shifts, our calculations are able to achieve comparable precision to standard three-point function methods, with an equivalent computational investment. It is also possible that the Feynman-Hellmann method is less susceptible to excited-state contamination than these methods; a current point of debate within the lattice community.

We have also shown how the Feynman-Hellmann method may be most efficiently applied. In particular, it appears that only a couple of different background field strengths need be realised in order to make an accurate and precise calculation. Weaker field strengths give more tightly constrained fit parameters, and introduce less noise to correlation functions.

Our findings indicate that the possible application of the Feynman-Hellmann method to the calculation of such quantities as the disconnected quark spin contributions of hadrons is extremely promising. These simulations will require generating separate sets of gauge field configurations, and a significant investment of computational time. However the possibility of accessing such matrix elements so simply and with minimal excited state contamination is extremely promising.

Acknowledgements

The numerical configuration generation was performed using the BQCD lattice QCD program, [38], on the IBM BlueGeneQ using DIRAC 2 resources (EPCC, Edinburgh, UK), the BlueGene P and Q at NIC (Jülich, Germany) and the Cray XC30 at HLRN (The North-German Supercomputing Alliance). Some of the simulations were undertaken on the NCI National Facility in Canberra, Australia, which is supported by the Australian Commonwealth Government. The BlueGene codes were optimised using Bagel [39]. The Chroma software library [40], was used in the data analysis. This investigation has been supported partly by the EU grants 283286 (HadronPhysics3), 227431 (Hadron Physics2) and by the Australian Research Council under grants FT120100821, FT100100005 and DP140103067 (RDY and JMZ).

Appendix A: The Feynman-Hellmann Theorem

Deriving the Feynman-Hellmann theorem in a field-theoretic sense is slightly different to the standard quantum mechanical approach found in textbooks. There are some constructions that must first be introduced, and we proceed by examining both two-point and three-point correlation functions.

1. Lattice Correlation Functions

We begin our discussion with the standard definitions of lattice two-point and three-point functions. Suppose, without loss of generality, that we have chosen $\bar{\chi}$ and χ as creation and annihilation operators for some hadron, such

as the nucleon. For the Fourier transformed two-point function we have

$$\int d^3x e^{-i\vec{k}\cdot\vec{x}} \langle \chi(\vec{x}, t) \bar{\chi}(0) \rangle = \sum_n \frac{e^{-E_n(\vec{k})t}}{2E_n(\vec{k})} |\langle \Omega | \chi(0) | n, \vec{k} \rangle|^2, \quad (\text{A1})$$

where the right-hand side includes a sum over the excited states created by the chosen operators, and $|\Omega\rangle$ denotes the vacuum. This expression may be obtained using transfer matrix methods. At large Euclidean times, the summation is dominated by the ground state contribution,

$$\int d^3\vec{x} e^{-i\vec{k}\cdot\vec{x}} \langle \chi(\vec{x}, t) \bar{\chi}(0) \rangle \xrightarrow{\text{large } t} \frac{e^{-E_0(\vec{k})t}}{2E_0(\vec{k})} |\langle \Omega | \chi(0) | 0, \vec{k} \rangle|^2. \quad (\text{A2})$$

For the Fourier-transformed three-point function, we have

$$\int d^3\vec{x} d^3\vec{y} e^{-i\vec{k}\cdot\vec{x}} \langle \chi(\vec{x}, t) \mathcal{O}(\vec{y}, \tau) \bar{\chi}(0) \rangle = \sum_{n,m} \frac{e^{-E_n(\vec{k})(t-\tau)}}{2E_n(\vec{k})} \frac{e^{-E_m(\vec{k})\tau}}{2E_m(\vec{k})} \langle \Omega | \chi(0) | n, \vec{k} \rangle \langle n, \vec{k} | \mathcal{O}(0) | m, \vec{k} \rangle \langle m, \vec{k} | \bar{\chi}(0) | \Omega \rangle, \quad (\text{A3})$$

where we constrain ourselves here to the special case of zero momentum transfer between initial and final states. Integrating both sides of this expression with respect to τ , we have

$$\int_0^t d\tau \int d^3\vec{x} d^3\vec{y} e^{-i\vec{k}\cdot\vec{x}} \langle \chi(\vec{x}, t) \mathcal{O}(\vec{y}, \tau) \bar{\chi}(0) \rangle = \sum_{n,m} \frac{e^{-E_m(\vec{k})t} - e^{-E_n(\vec{k})t}}{4E_n(\vec{k})E_m(\vec{k})(E_n(\vec{k}) - E_m(\vec{k}))} \times \langle \Omega | \chi(0) | n, \vec{k} \rangle \langle n, \vec{k} | \mathcal{O}(0) | m, \vec{k} \rangle \langle m, \vec{k} | \bar{\chi}(0) | \Omega \rangle. \quad (\text{A4})$$

Now consider the large t behaviour of the right-hand side of this equation. When we expand the sums over n and m , the dominant terms at large t will be those with the lowest values of E_n and E_m , when $n = m = 0$. However, note that when $E_n = E_m$, the right-hand side is ill-defined. So we first take the limit as $E_m \rightarrow E_n$ using l'Hôpital's rule. Dropping explicit momentum dependence momentarily, we have that

$$\lim_{E_m \rightarrow E_n} \frac{e^{-E_m t} - e^{-E_n t}}{4E_n E_m (E_n - E_m)} = \frac{t e^{-E_n t}}{4E_n^2}. \quad (\text{A5})$$

The large t behaviour of Eq. (A4) is then given by

$$\int_0^t d\tau \int d^3\vec{x} d^3\vec{y} e^{-i\vec{k}\cdot\vec{x}} \langle \chi(\vec{x}, t) \mathcal{O}(\vec{y}, \tau) \bar{\chi}(0) \rangle \xrightarrow{\text{large } t} \frac{t e^{-E_H(\vec{k})t}}{4E_H^2(\vec{k})} |\langle \Omega | \chi(0) | H, \vec{k} \rangle|^2 \langle H, \vec{k} | \mathcal{O}(0) | H, \vec{k} \rangle, \quad (\text{A6})$$

where we denote the ground state of our hadron as $|H, \vec{k}\rangle$ and its energy to be E_H

2. The Feynman-Hellmann Theorem

We now proceed with a proof of the Feynman-Hellmann theorem, expanding upon a proof presented in [14]. Suppose that we modify the action S of our theory in some way, such that it now depends on some parameter λ ,

$$S \rightarrow S(\lambda). \quad (\text{A7})$$

Consider the two-point correlation function discussed in the previous section. In the path integral formalism, this correlator is given by

$$\langle \chi(\vec{x}, t) \bar{\chi}(0) \rangle_\lambda = \frac{1}{Z(\lambda)} \int \mathcal{D}A \mathcal{D}\psi \mathcal{D}\bar{\psi} \chi(\vec{x}, t) \bar{\chi}(0) e^{-S(\lambda)}, \quad (\text{A8})$$

where the subscript λ indicates that the correlator is to be evaluated with respect to the modified action, and we note that the partition function is now also a function of λ ,

$$Z(\lambda) = \int \mathcal{D}A \mathcal{D}\psi \mathcal{D}\bar{\psi} e^{-S(\lambda)}. \quad (\text{A9})$$

Taking the derivative with respect to λ of both sides of Eq. (A8), it is straightforward to show that

$$\frac{\partial}{\partial \lambda} \langle \chi(\vec{x}, t) \bar{\chi}(0) \rangle_\lambda = \left\langle \frac{\partial S(\lambda)}{\partial \lambda} \right\rangle_\lambda \langle \chi(\vec{x}, t) \bar{\chi}(0) \rangle_\lambda - \left\langle \chi(\vec{x}, t) \frac{\partial S(\lambda)}{\partial \lambda} \bar{\chi}(0) \right\rangle_\lambda, \quad (\text{A10})$$

noting that angular brackets here denote expectation values as given in the path-integral formalism, analogous to Eq. (A8),

$$\langle \mathcal{O} \rangle = \frac{1}{Z} \int \mathcal{D}A \mathcal{D}\psi \mathcal{D}\bar{\psi} \mathcal{O} e^{-S}. \quad (\text{A11})$$

Fourier transforming both sides of Eq. (A10) and re-arranging terms, we obtain the expression

$$\left\{ \frac{\partial}{\partial \lambda} - \left\langle \frac{\partial S(\lambda)}{\partial \lambda} \right\rangle_\lambda \right\} \int d^3 \vec{x} e^{-i\vec{k} \cdot \vec{x}} \langle \chi(\vec{x}, t) \bar{\chi}(0) \rangle_\lambda = - \int d^3 \vec{x} e^{-i\vec{k} \cdot \vec{x}} \left\langle \chi(\vec{x}, t) \frac{\partial S(\lambda)}{\partial \lambda} \bar{\chi}(0) \right\rangle_\lambda. \quad (\text{A12})$$

Consider the first term on the left-hand side of this expression. We have a derivative with respect to λ of the two-point correlator from Appendix A 1. Since our action now depends on the parameter λ , we have

$$\int d^3 x e^{-i\vec{k} \cdot \vec{x}} \langle \chi(\vec{x}, t) \bar{\chi}(0) \rangle_\lambda = \sum_n \frac{e^{-E_n(\vec{k}, \lambda)t}}{2E_n(\vec{k}, \lambda)} |\langle \Omega | \chi(0) | n, \vec{k} \rangle_\lambda|^2, \quad (\text{A13})$$

noting that the energy eigenvalues and amplitudes both depend on λ . In deriving this expression, we required that the vacuum state has zero energy. We note that in modifying our action, we may have shifted our vacuum energy to a non-zero value (for instance, if our modification to the action took the form of the operator $\lambda \bar{q} q$ for some parameter λ). However, we will assume that this is not the case, as the modifications we make to the action in the main body of the paper, namely the inclusion of the axial operator $\bar{q} i \gamma_\mu \gamma_5 q$, does not shift the vacuum energy. We can calculate the derivative with respect to λ of Eq. (A13),

$$\frac{\partial}{\partial \lambda} \int d^3 x e^{-i\vec{k} \cdot \vec{x}} \langle \chi(\vec{x}, t) \bar{\chi}(0) \rangle_\lambda = \sum_n \frac{e^{-E_n(\vec{k}, \lambda)t}}{2E_n(\vec{k}, \lambda)} \left\{ - \left(t + \frac{1}{E_n(\vec{k}, \lambda)} \right) \frac{\partial E_n(\vec{k}, \lambda)}{\partial \lambda} + \frac{\partial}{\partial \lambda} \right\} |\langle \Omega | \chi(0) | n, \vec{k} \rangle_\lambda|^2. \quad (\text{A14})$$

At large Euclidean times, the lowest energy state in the summation above will dominate the summation, and the term with linear time dependence will dominate the second and third terms. Hence we have

$$\frac{\partial}{\partial \lambda} \int d^3 x e^{-i\vec{k} \cdot \vec{x}} \langle \chi(\vec{x}, t) \bar{\chi}(0) \rangle_\lambda \xrightarrow{\text{large } t} - \frac{\partial E_H(\vec{k}, \lambda)}{\partial \lambda} \frac{t e^{-E_H(\vec{k}, \lambda)t}}{2E_H(\vec{k}, \lambda)} |\langle \Omega | \chi(0) | H, \vec{k} \rangle_\lambda|^2. \quad (\text{A15})$$

Next, consider the second term on the left-hand side of Eq. (A12),

$$\left\langle \frac{\partial S(\lambda)}{\partial \lambda} \right\rangle_\lambda \int d^3 \vec{x} e^{-i\vec{k} \cdot \vec{x}} \langle \chi(\vec{x}, t) \bar{\chi}(0) \rangle_\lambda. \quad (\text{A16})$$

The very first quantity is just a vacuum expectation value, and assuming that the modification of S does not carry vacuum quantum numbers (to leading order in λ), this contribution will vanish. Finally, consider the term on the right-hand side of Eq. (A12),

$$\int d^3 \vec{x} e^{-i\vec{k} \cdot \vec{x}} \left\langle \chi(\vec{x}, t) \frac{\partial S(\lambda)}{\partial \lambda} \bar{\chi}(0) \right\rangle_\lambda. \quad (\text{A17})$$

Defining the operator \mathcal{O} such that

$$\int d\tau \int d^3 \vec{y} \mathcal{O}(\vec{y}, \tau) = \frac{\partial S(\lambda)}{\partial \lambda}, \quad (\text{A18})$$

we have exactly the three-point correlator described by Eq. (A6), noting however that the energies and amplitudes now have explicit λ dependence. We also point out that while the implementation of the operator is made across the whole lattice, the correlation function will only receive a significant contribution between 0 and t . Hence, we restrict the τ integration to this domain, and have So

$$\int_0^t d\tau \int d^3 \vec{x} \int d^3 \vec{y} e^{-i\vec{k} \cdot \vec{x}} \langle \chi(\vec{x}, t) \mathcal{O}(\vec{y}, \tau) \bar{\chi}(0) \rangle_\lambda \xrightarrow{\text{large } t} \frac{t e^{-E_H(\vec{k}, \lambda)t}}{4E_H^2(\vec{k}, \lambda)} |\langle \Omega | \chi(0) | H, \vec{k} \rangle_\lambda|^2 \langle H, \vec{k} | \mathcal{O}(0) | H, \vec{k} \rangle_\lambda. \quad (\text{A19})$$

As above, we again assume the modification to the action has not shifted the vacuum energy. So starting from Eq. (A12) and taking the behaviour at large t on both sides, substituting in Eq. (A15) and Eq. (A19) we have

$$-\frac{\partial E(\vec{k}, \lambda)}{\partial \lambda} \frac{te^{-E_H(\vec{k}, \lambda)t}}{2E_H(\vec{k}, \lambda)} |\langle \Omega | \chi(0) | H, \vec{k} \rangle_\lambda|^2 = -\frac{te^{-E_H(\vec{k}, \lambda)t}}{4E_H^2(\vec{k}, \lambda)} |\langle \Omega | \chi(0) | H, \vec{k} \rangle_\lambda|^2 \langle H, \vec{k} | \mathcal{O}(0) | H, \vec{k} \rangle_\lambda.$$

Cancelling various factors, we obtain

$$\frac{\partial E_H(\vec{k}, \lambda)}{\partial \lambda} = \frac{1}{2E_H(\vec{k}, \lambda)} \langle H, \vec{k} | \mathcal{O}(0) | H, \vec{k} \rangle_\lambda. \quad (\text{A20})$$

We can generalise this result to any hadron for which we can choose suitable interpolating operators. Additionally, the origin 0 was taken only as a convenient reference point. So in general for any hadron state $|H\rangle$, we have

$$\frac{\partial E_H(\lambda)}{\partial \lambda} = \frac{1}{2E_H(\lambda)} \langle H | \mathcal{O} | H \rangle_\lambda. \quad (\text{A21})$$

This is our expression for the Feynman-Hellmann theorem in the context of field theory.

-
- | | |
|--|---|
| <p>[1] V. Y. Alexakhin et al. (COMPASS Collaboration), Phys. Lett. B647, 8 (2007), hep-ex/0609038.</p> <p>[2] M. Anselmino, A. Efremov, and E. Leader, Phys. Rept. 261, 1 (1995), hep-ph/9501369.</p> <p>[3] B. W. Filippone and X.-D. Ji, Adv. Nucl. Phys. 26, 1 (2001), hep-ph/0101224.</p> <p>[4] S. D. Bass, Rev. Mod. Phys. 77, 1257 (2005), hep-ph/0411005.</p> <p>[5] C. A. Aidala, S. D. Bass, D. Hasch, and G. K. Mallot, Rev. Mod. Phys. 85, 655 (2013), 1209.2803.</p> <p>[6] C. Alexandrou et al., Phys. Rev. D88, 014509 (2013), 1303.5979.</p> <p>[7] J. D. Bratt et al. (LHPC Collaboration), Phys. Rev. D82, 094502 (2010), 1001.3620.</p> <p>[8] A. Sternbeck et al., PoS LATTICE2011, 177 (2011), 1203.6579.</p> <p>[9] S. N. Syritsyn et al., PoS LATTICE2011, 178 (2011), 1111.0718.</p> <p>[10] P. Hägler, Phys. Rept. 490, 49 (2010), 0912.5483.</p> <p>[11] G. S. Bali et al. (QCDSF Collaboration), Phys. Rev. Lett. 108, 222001 (2012), 1112.3354.</p> <p>[12] M. Deka et al. (2013), 1312.4816.</p> <p>[13] W. Detmold, Phys. Rev. D71, 054506 (2005), hep-lat/0410011.</p> <p>[14] R. Horsley et al. (QCDSF/UKQCD Collaborations), Phys. Lett. B714, 312 (2012), 1205.6410.</p> <p>[15] C. Alexandrou et al., PoS LATTICE 2013, 289 (2013), 1311.3174.</p> <p>[16] B. J. Owen et al., Phys. Lett. B723, 217 (2013), 1212.4668.</p> <p>[17] S. Capitani et al., Phys. Rev. D86, 074502 (2012), 1205.0180.</p> <p>[18] B. Jäger et al. (2013), 1311.5804.</p> <p>[19] S. Dinter et al., Phys. Lett. B704, 89 (2011), 1108.1076.</p> <p>[20] T. Bhattacharya et al. (2013), 1306.5435.</p> <p>[21] G. S. Bali et al. (2013), 1311.7041.</p> | <p>[22] A. W. Thomas, Adv. Nucl. Phys. 13, 1 (1984).</p> <p>[23] G. A. Miller, Int. Rev. Nucl. Phys. 1, 189 (1984).</p> <p>[24] A. W. Thomas, S. Theberge, and G. A. Miller, Phys. Rev. D24, 216 (1981).</p> <p>[25] P. Shanahan et al., Phys. Rev. Lett. 110, 202001 (2013), 1302.6300.</p> <p>[26] R. L. Jaffe and A. Manohar, Nucl. Phys. B321, 343 (1989).</p> <p>[27] R. Horsley et al., PoS LATTICE2013, 249 (2013), 1311.5010.</p> <p>[28] W. Bietenholz et al., Phys. Lett. B690, 436 (2010), 1003.1114.</p> <p>[29] W. Bietenholz et al., Phys. Rev. D84, 054509 (2011), 1102.5300.</p> <p>[30] M. Constantinou et al. (QCDSF), in preparation (2014).</p> <p>[31] S. Capitani et al., Nucl. Phys. B593, 183 (2001), hep-lat/0007004.</p> <p>[32] A. N. Cooke et al., PoS LATTICE2013, 278 (2013), 1311.4916.</p> <p>[33] S. Syritsyn (2014), 1403.4686.</p> <p>[34] M. Göckeler et al. (QCDSF), Phys. Lett. B545, 112 (2002), hep-lat/0208017.</p> <p>[35] J. M. Zanotti et al. (CSSM Lattice collaboration), Phys. Rev. D68, 054506 (2003), hep-lat/0304001.</p> <p>[36] C. Alexandrou et al., Phys. Rev. D87, 114513 (2013), 1304.4614.</p> <p>[37] C. Best et al., Phys. Rev. D56, 2743 (1997), hep-lat/9703014.</p> <p>[38] Y. Nakamura and H. Stüben, PoS LATTICE2010, 040 (2010), 1011.0199.</p> <p>[39] P. A. Boyle, Comput. Phys. Commun. 180, 2739 (2009).</p> <p>[40] R. G. Edwards and B. Joo (SciDAC Collaboration, LHPC Collaboration, UKQCD Collaboration), Nucl. Phys. Proc. Suppl. 140, 832 (2005), hep-lat/0409003.</p> |
|--|---|