

DESY-08-093

ZEUS-pub-08-006

July 2008


Production of excited charm and charm-strange mesons at HERA

ZEUS Collaboration

Abstract

The production of excited charm, $D_1(2420)^0$ and $D_2^*(2460)^0$, and charm-strange, $D_{s1}(2536)^\pm$, mesons in ep collisions was measured with the ZEUS detector at HERA using an integrated luminosity of 126 pb^{-1} . Masses, widths and helicity parameters were determined. The measured yields were converted to the rates of c quarks hadronising as a given excited charm meson and to the ratios of the dominant $D_2^*(2460)^0$ and $D_{s1}(2536)^\pm$ branching fractions. A search for the radially excited charm meson, $D^{*'}(2640)^\pm$, was also performed. The results are compared with those measured previously and with theoretical expectations.

Dedicated to the memory of our colleague Pavel Ermolov.



The ZEUS Collaboration

S. Chekanov, M. Derrick, S. Magill, B. Musgrave, D. Nicholass¹, J. Repond, R. Yoshida
*Argonne National Laboratory, Argonne, Illinois 60439-4815, USA*ⁿ

M.C.K. Mattingly
Andrews University, Berrien Springs, Michigan 49104-0380, USA

P. Antonioli, G. Bari, L. Bellagamba, D. Boscherini, A. Bruni, G. Bruni, F. Cindolo,
M. Corradi, G. Iacobucci, A. Margotti, R. Nania, A. Polini
INFN Bologna, Bologna, Italy^e

S. Antonelli, M. Basile, M. Bindi, L. Cifarelli, A. Contin, S. De Pasquale², G. Sartorelli,
A. Zichichi
University and INFN Bologna, Bologna, Italy^e

D. Bartsch, I. Brock, H. Hartmann, E. Hilger, H.-P. Jakob, M. Jüngst, A.E. Nuncio-Quiroz,
E. Paul, U. Samson, V. Schönberg, R. Shehzadi, M. Wlasenko
Physikalisches Institut der Universität Bonn, Bonn, Germany^b

N.H. Brook, G.P. Heath, J.D. Morris
H.H. Wills Physics Laboratory, University of Bristol, Bristol, United Kingdom^m

M. Capua, S. Fazio, A. Mastroberardino, M. Schioppa, G. Susinno, E. Tassi
Calabria University, Physics Department and INFN, Cosenza, Italy^e

J.Y. Kim
Chonnam National University, Kwangju, South Korea

Z.A. Ibrahim, B. Kamaluddin, W.A.T. Wan Abdullah
Jabatan Fizik, Universiti Malaya, 50603 Kuala Lumpur, Malaysia^r

Y. Ning, Z. Ren, F. Sciulli
Nevis Laboratories, Columbia University, Irvington on Hudson, New York 10027^o

J. Chwastowski, A. Eskreys, J. Figiel, A. Galas, M. Gil, K. Olkiewicz, P. Stopa, L. Zawiejski
*The Henryk Niewodniczanski Institute of Nuclear Physics, Polish Academy of Sciences,
Cracow, Poland*ⁱ

L. Adamczyk, T. Bołd, I. Grabowska-Bołd, D. Kisielewska, J. Łukasik, M. Przybycień,
L. Suszycki
*Faculty of Physics and Applied Computer Science, AGH-University of Science and Technology,
Cracow, Poland*^p

A. Kotański³, W. Słomiński⁴
Department of Physics, Jagellonian University, Cracow, Poland

U. Behrens, C. Blohm, A. Bonato, K. Borrás, R. Ciesielski, N. Coppola, S. Fang, J. Fourletova⁵,
A. Geiser, P. Göttlicher⁶, J. Grebenyuk, I. Gregor, T. Haas, W. Hain, A. Hüttmann,
F. Januschek, B. Kahle, I.I. Katkov, U. Klein⁷, U. Kötz, H. Kowalski, E. Lobodzinska,
B. Löhr, R. Mankel, I.-A. Melzer-Pellmann, S. Miglioranzi, A. Montanari, T. Namsoo,
D. Notz⁸, A. Parenti, L. Rinaldi⁹, P. Roloff, I. Rubinsky, R. Santamarta¹⁰, U. Schneekloth,
A. Spiridonov¹¹, D. Szuba¹², J. Szuba¹³, T. Theedt, G. Wolf, K. Wrona, A.G. Yagües Molina,
C. Youngman, W. Zeuner⁸

Deutsches Elektronen-Synchrotron DESY, Hamburg, Germany

V. Drugakov, W. Lohmann, S. Schlenstedt

Deutsches Elektronen-Synchrotron DESY, Zeuthen, Germany

G. Barbagli, E. Gallo

INFN Florence, Florence, Italy^e

P. G. Pelfer

University and INFN Florence, Florence, Italy^e

A. Bamberger, D. Dobur, F. Karstens, N.N. Vlasov¹⁴

Fakultät für Physik der Universität Freiburg i.Br., Freiburg i.Br., Germany^b

P.J. Bussey¹⁵, A.T. Doyle, W. Dunne, M. Forrest, M. Rosin, D.H. Saxon, I.O. Skillicorn

Department of Physics and Astronomy, University of Glasgow, Glasgow, United Kingdom^m

I. Gialas¹⁶, K. Papageorgiu

Department of Engineering in Management and Finance, Univ. of Aegean, Greece

U. Holm, R. Klanner, E. Lohrmann, P. Schleper, T. Schörner-Sadenius, J. Sztuk, H. Stadie,
M. Turcato

Hamburg University, Institute of Exp. Physics, Hamburg, Germany^b

C. Foudas, C. Fry, K.R. Long, A.D. Tapper

Imperial College London, High Energy Nuclear Physics Group, London, United Kingdom^m

T. Matsumoto, K. Nagano, K. Tokushuku¹⁷, S. Yamada, Y. Yamazaki¹⁸

Institute of Particle and Nuclear Studies, KEK, Tsukuba, Japan^f

A.N. Barakbaev, E.G. Boos, N.S. Pokrovskiy, B.O. Zhautykov

*Institute of Physics and Technology of Ministry of Education and Science of Kazakhstan,
Almaty, Kazakhstan*

V. Aushev¹⁹, O. Bachynska, M. Borodin, I. Kadenko, A. Kozulia, V. Libov, M. Lisovyi,
D. Lontkovskiy, I. Makarenko, Iu. Sorokin, A. Verbytskyi, O. Volynets

*Institute for Nuclear Research, National Academy of Sciences, Kiev and Kiev National
University, Kiev, Ukraine*

D. Son

Kyungpook National University, Center for High Energy Physics, Daegu, South Korea^g

J. de Favereau, K. Piotrkowski

Institut de Physique Nucléaire, Université Catholique de Louvain, Louvain-la-Neuve, Belgium^q

F. Barreiro, C. Glasman, M. Jimenez, L. Labarga, J. del Peso, E. Ron, M. Soares, J. Terrón, M. Zambrana

Departamento de Física Teórica, Universidad Autónoma de Madrid, Madrid, Spain^l

F. Corriveau, C. Liu, J. Schwartz, R. Walsh, C. Zhou

Department of Physics, McGill University, Montréal, Québec, Canada H3A 2T8^a

T. Tsurugai

Meiji Gakuin University, Faculty of General Education, Yokohama, Japan^f

A. Antonov, B.A. Dolgoshein, D. Gladkov, V. Sosnovtsev, A. Stifutkin, S. Suchkov

Moscow Engineering Physics Institute, Moscow, Russia^j

R.K. Dementiev, P.F. Ermolov[†], L.K. Gladilin, Yu.A. Golubkov, L.A. Khein, I.A. Korzhavina, V.A. Kuzmin, B.B. Levchenko²⁰, O.Yu. Lukina, A.S. Proskuryakov, L.M. Shcheglova, D.S. Zotkin

Moscow State University, Institute of Nuclear Physics, Moscow, Russia^k

I. Abt, A. Caldwell, D. Kollar, B. Reisert, W.B. Schmidke

Max-Planck-Institut für Physik, München, Germany

G. Grigorescu, A. Keramidis, E. Koffeman, P. Kooijman, A. Pellegrino, H. Tiecke, M. Vázquez⁸, L. Wiggers

NIKHEF and University of Amsterdam, Amsterdam, Netherlands^h

N. Brümmer, B. Bylsma, L.S. Durkin, A. Lee, T.Y. Ling

*Physics Department, Ohio State University, Columbus, Ohio 43210*ⁿ

P.D. Allfrey, M.A. Bell, A.M. Cooper-Sarkar, R.C.E. Devenish, J. Ferrando, B. Foster, K. Korcsak-Gorzo, K. Oliver, A. Robertson, C. Uribe-Estrada, R. Walczak

Department of Physics, University of Oxford, Oxford United Kingdom^m

A. Bertolin, F. Dal Corso, S. Dusini, A. Longhin, L. Stanco

INFN Padova, Padova, Italy^e

P. Bellan, R. Brugnera, R. Carlin, A. Garfagnini, S. Limentani

Dipartimento di Fisica dell'Università and INFN, Padova, Italy^e

B.Y. Oh, A. Raval, J. Ukleja²¹, J.J. Whitmore²²

Department of Physics, Pennsylvania State University, University Park, Pennsylvania 16802^o

Y. Iga

Polytechnic University, Sagamihara, Japan^f

G. D'Agostini, G. Marini, A. Nigro

Dipartimento di Fisica, Università 'La Sapienza' and INFN, Rome, Italy^e

J.E. Cole²³, J.C. Hart

Rutherford Appleton Laboratory, Chilton, Didcot, Oxon, United Kingdom^m

H. Abramowicz²⁴, R. Ingbir, S. Kananov, A. Levy, A. Stern

Raymond and Beverly Sackler Faculty of Exact Sciences, School of Physics, Tel Aviv University, Tel Aviv, Israel^d

M. Kuze, J. Maeda

Department of Physics, Tokyo Institute of Technology, Tokyo, Japan^f

R. Hori, S. Kagawa²⁵, N. Okazaki, S. Shimizu, T. Tawara

Department of Physics, University of Tokyo, Tokyo, Japan^f

R. Hamatsu, H. Kaji²⁶, S. Kitamura²⁷, O. Ota²⁸, Y.D. Ri

Tokyo Metropolitan University, Department of Physics, Tokyo, Japan^f

M. Costa, M.I. Ferrero, V. Monaco, R. Sacchi, A. Solano

Università di Torino and INFN, Torino, Italy^e

M. Arneodo, M. Ruspa

Università del Piemonte Orientale, Novara, and INFN, Torino, Italy^e

S. Fourletov⁵, J.F. Martin, T.P. Stewart

Department of Physics, University of Toronto, Toronto, Ontario, Canada M5S 1A7^a

S.K. Boutle¹⁶, J.M. Butterworth, C. Gwenlan²⁹, T.W. Jones, J.H. Loizides, M. Wing³⁰

Physics and Astronomy Department, University College London, London, United Kingdom^m

B. Brzozowska, J. Ciborowski³¹, G. Grzelak, P. Kulinski, P. Łuźniak³², J. Malka³², R.J. Nowak,

J.M. Pawlak, T. Tymieniecka, A. Ukleja, A.F. Żarnecki

Warsaw University, Institute of Experimental Physics, Warsaw, Poland

M. Adamus, P. Plucinski³³

Institute for Nuclear Studies, Warsaw, Poland

Y. Eisenberg, D. Hochman, U. Karshon

Department of Particle Physics, Weizmann Institute, Rehovot, Israel^e

E. Brownson, T. Danielson, A. Everett, D. Kçira, D.D. Reeder, P. Ryan, A.A. Savin,

W.H. Smith, H. Wolfe

Department of Physics, University of Wisconsin, Madison, Wisconsin 53706, USAⁿ

S. Bhadra, C.D. Catterall, Y. Cui, G. Hartner, S. Menary, U. Noor, J. Standage, J. Whyte

Department of Physics, York University, Ontario, Canada M3J 1P3^a

- ¹ also affiliated with University College London, United Kingdom
- ² now at University of Salerno, Italy
- ³ supported by the research grant no. 1 P03B 04529 (2005-2008)
- ⁴ This work was supported in part by the Marie Curie Actions Transfer of Knowledge project COCOS (contract MTKD-CT-2004-517186)
- ⁵ now at University of Bonn, Germany
- ⁶ now at DESY group FEB, Hamburg, Germany
- ⁷ now at University of Liverpool, UK
- ⁸ now at CERN, Geneva, Switzerland
- ⁹ now at Bologna University, Bologna, Italy
- ¹⁰ now at BayesForecast, Madrid, Spain
- ¹¹ also at Institut of Theoretical and Experimental Physics, Moscow, Russia
- ¹² also at INP, Cracow, Poland
- ¹³ also at FPACS, AGH-UST, Cracow, Poland
- ¹⁴ partly supported by Moscow State University, Russia
- ¹⁵ Royal Society of Edinburgh, Scottish Executive Support Research Fellow
- ¹⁶ also affiliated with DESY, Germany
- ¹⁷ also at University of Tokyo, Japan
- ¹⁸ now at Kobe University, Japan
- ¹⁹ supported by DESY, Germany
- ²⁰ partly supported by Russian Foundation for Basic Research grant no. 05-02-39028-NSFC-a
- ²¹ partially supported by Warsaw University, Poland
- ²² This material was based on work supported by the National Science Foundation, while working at the Foundation.
- ²³ now at University of Kansas, Lawrence, USA
- ²⁴ also at Max Planck Institute, Munich, Germany, Alexander von Humboldt Research Award
- ²⁵ now at KEK, Tsukuba, Japan
- ²⁶ now at Nagoya University, Japan
- ²⁷ member of Department of Radiological Science, Tokyo Metropolitan University, Japan
- ²⁸ now at SunMelx Co. Ltd., Tokyo, Japan
- ²⁹ PPARC Advanced fellow
- ³⁰ also at Hamburg University, Inst. of Exp. Physics, Alexander von Humboldt Research Award and partially supported by DESY, Hamburg, Germany
- ³¹ also at Łódź University, Poland
- ³² member of Łódź University, Poland
- ³³ now at Lund Universtiy, Lund, Sweden
- † deceased

- ^a supported by the Natural Sciences and Engineering Research Council of Canada (NSERC)
- ^b supported by the German Federal Ministry for Education and Research (BMBF), under contract numbers 05 HZ6PDA, 05 HZ6GUA, 05 HZ6VFA and 05 HZ4KHA
- ^c supported in part by the MINERVA Gesellschaft für Forschung GmbH, the Israel Science Foundation (grant no. 293/02-11.2) and the U.S.-Israel Binational Science Foundation
- ^d supported by the Israel Science Foundation
- ^e supported by the Italian National Institute for Nuclear Physics (INFN)
- ^f supported by the Japanese Ministry of Education, Culture, Sports, Science and Technology (MEXT) and its grants for Scientific Research
- ^g supported by the Korean Ministry of Education and Korea Science and Engineering Foundation
- ^h supported by the Netherlands Foundation for Research on Matter (FOM)
- ⁱ supported by the Polish State Committee for Scientific Research, project no. DESY/256/2006 - 154/DES/2006/03
- ^j partially supported by the German Federal Ministry for Education and Research (BMBF)
- ^k supported by RF Presidential grant N 8122.2006.2 for the leading scientific schools and by the Russian Ministry of Education and Science through its grant for Scientific Research on High Energy Physics
- ^l supported by the Spanish Ministry of Education and Science through funds provided by CICYT
- ^m supported by the Science and Technology Facilities Council, UK
- ⁿ supported by the US Department of Energy
- ^o supported by the US National Science Foundation. Any opinion, findings and conclusions or recommendations expressed in this material are those of the authors and do not necessarily reflect the views of the National Science Foundation.
- ^p supported by the Polish Ministry of Science and Higher Education as a scientific project (2006-2008)
- ^q supported by FNRS and its associated funds (IISN and FRiA) and by an Inter-University Attraction Poles Programme subsidised by the Belgian Federal Science Policy Office
- ^r supported by the Malaysian Ministry of Science, Technology and Innovation/Akademi Sains Malaysia grant SAGA 66-02-03-0048

1 Introduction

Heavy-quark spectroscopy has recently undergone a renaissance with the discovery of several new states [1]. The properties of these states challenge the theoretical description of heavy-quark resonances. Therefore, further measurements of excited charm and charm-strange mesons are important.

The lowest-mass states of the $c\bar{q}$ ($\bar{c}q$) system ($q = u, d, s$) with spin zero (D mesons) and spin one (D^* mesons) and with orbital angular momentum $L = 0$ are well established [1]. A singlet and a triplet of states with $L = 1$ are expected. These P -wave ($L = 1$) mesons can decay to charm mesons with $L = 0$ by emitting a pion or a kaon. Heavy Quark Effective Theory [2] (HQET) predicts that, in the heavy-quark limit ($m_Q \rightarrow \infty$), the properties of the P -wave mesons are determined mainly by the total angular momentum of the light quark, $j = L + s$, where s denotes the spin of the light quark. Consequently, the four states are grouped in two doublets with $j = 3/2$ or $1/2$. Only D -wave decays are allowed for the members of the $j = 3/2$ doublet; therefore they are supposed to be narrow. On the other hand, the members of the $j = 1/2$ doublet decay through S -wave only and therefore are expected to be broader [3]. Due to the finite charm quark mass a separation of the two doublets is only an approximation and amplitudes of two observable states with $J^P = 1^+$ can be mixtures of D - and S -wave amplitudes. Here J and P are the total angular momentum and parity of the $c\bar{q}$ system.

Two pairs (neutral and charged) of narrow non-strange excited charm mesons, $D_1(2420)^{0,\pm}$ and $D_2^*(2460)^{0,\pm}$, and a pair of narrow charm-strange excited mesons, $D_{s1}(2536)^\pm$ and $D_{s2}(2573)^\pm$, were observed and tentatively identified as the members of the $j = 3/2$ doublets with $J^P = 1^+$ and 2^+ , respectively [1]. Recently, the HQET expectations were supported by the first measurements of the broad non-strange excited charm mesons: neutral and charged $D_0^*(2400)^{0,\pm}$ with $J^P = 0^+$ [4, 5], and $D_1(2430)^0$ with $J^P = 1^+$ [4]. The predicted broad non-strange charged excited charm meson with $J^P = 1^+$ has not yet been observed. The recent discovery of two additional charm-strange excited mesons, $D_{s0}^*(2317)^\pm$ with $J^P = 0^+$ and $D_{s1}(2460)^\pm$ with $J^P = 1^+$ reported initially by BABAR [6] and CLEO [7], respectively, revealed their surprisingly small masses and narrow widths [1]. The small mass values forbid their decay into $D^{(*)}K$ final states.

In addition to the orbital excitations, radially excited charm mesons $D'(J^P = 0^-)$ and $D^*(J^P = 1^-)$ were predicted with masses of about 2.6 GeV and dominant decay modes to $D\pi\pi$ and $D^*\pi\pi$, respectively [8, 9]. An observation of a narrow resonance in the final state $D^{*\pm}\pi^+\pi^-$ at 2637 MeV was reported and interpreted as the radially excited $D^{*'}^\pm$ meson by DELPHI [10]. However, OPAL found no evidence for this narrow resonance in an analogous search [11].

Production of non-excited charm and charm-strange hadrons was extensively studied at

HERA [12,13]. The large charm production cross section at HERA also provides a means to study excited charm and charm-strange mesons produced in ep collisions. The first such study is reported in this paper. It is restricted to decays, for which significant signals were identified:

$$\begin{aligned} D_1(2420)^0 &\rightarrow D^{*+}\pi^-, \\ D_2^*(2460)^0 &\rightarrow D^{*+}\pi^-, D^+\pi^-, \\ D_{s1}(2536)^+ &\rightarrow D^{*+}K_S^0, D^{*0}K^+. \end{aligned}$$

The corresponding antiparticle decays were also measured¹. A search for the radially excited charm meson, $D^{*'}(2640)^+$, in the $D^{*+}\pi^+\pi^-$ final state was also performed.

2 Experimental set-up

The analysis was performed using data taken with the ZEUS detector from 1995 to 2000. In this period, HERA collided electrons or positrons² with energy $E_e = 27.5$ GeV and protons with energy $E_p = 820$ GeV (1995–1997) or $E_p = 920$ GeV (1998–2000). The data used in this analysis correspond to an integrated luminosity of 126.5 ± 2.4 pb⁻¹.

A detailed description of the ZEUS detector can be found elsewhere [14]. A brief outline of the components most relevant to this analysis is given below.

Charged particles were tracked in the central tracking detector (CTD) [15], which operated in a magnetic field of 1.43 T provided by a thin superconducting solenoid. The CTD consisted of 72 cylindrical drift chamber layers, organized in nine superlayers covering the polar-angle³ region $15^\circ < \theta < 164^\circ$. The transverse-momentum resolution for full-length tracks was $\sigma(p_T)/p_T = 0.0058p_T \oplus 0.0065 \oplus 0.0014/p_T$, with p_T in GeV. To estimate the energy loss per unit length, dE/dx , of charged particles in the CTD [16,17], the truncated mean of the anode-wire pulse heights was calculated, which removes the lowest 10% and at least the highest 30% depending on the number of saturated hits. The measured dE/dx values were corrected for a number of effects [18] and normalised such that the corrected value was one for a minimum ionising particle. The resolution of the dE/dx measurement for full-length tracks was about 9%.

The high-resolution uranium–scintillator calorimeter (CAL) [19] consisted of three parts: the forward (FCAL), the barrel (BCAL) and the rear (RCAL) calorimeters. Each part was

¹ Hereafter, charge conjugation is implied.

² From now on, the word “electron” is used as a generic term for electrons and positrons.

³ The ZEUS coordinate system is a right-handed Cartesian system, with the Z axis pointing in the proton beam direction, referred to as the “forward direction”, and the X axis pointing left towards the centre of HERA. The coordinate origin is at the nominal interaction point.

subdivided transversely into towers and longitudinally into one electromagnetic section (EMC) and either one (in RCAL) or two (in BCAL and FCAL) hadronic sections (HAC). The smallest subdivision of the calorimeter was called a cell. The CAL energy resolutions, as measured under test-beam conditions, were $\sigma(E)/E = 0.18/\sqrt{E}$ for electrons and $\sigma(E)/E = 0.35/\sqrt{E}$ for hadrons, with E in GeV.

The luminosity was determined from the rate of the bremsstrahlung process $ep \rightarrow e\gamma p$, where the photon was measured with a lead-scintillator calorimeter [20] located at $Z = -107$ m.

3 Event simulation

Monte Carlo (MC) samples of charm and beauty events were produced with the PYTHIA 6.156 [21] and RAPGAP 2.0818 [22] event generators. The RAPGAP MC used HERACLES 4.6.1 [23] in order to incorporate first-order electroweak corrections. The generation included direct photon processes, in which the photon couples directly to a parton in the proton, and resolved photon processes, where the photon acts as a source of partons, one of which participates in the hard scattering process. The CTEQ5L [24] and GRV LO [25] parametrisations were used for the proton and photon structure functions, respectively. The charm and bottom quark masses were set to 1.5 GeV and 4.75 GeV, respectively. Events for all processes were generated in proportion to the MC cross sections. The Lund string model [26] as implemented in JETSET [21] was used for hadronisation in PYTHIA and RAPGAP. The Bowler modification [27] of the Lund symmetric fragmentation function [28] was used for the charm and bottom quark fragmentation. To generate D^{*+} mesons, which are not present in the JETSET particle table, the mass of a charged charm meson in the table was set to 2.637 GeV, its width was set to 15 MeV and the decay channel was set to $D^{*+}\pi^+\pi^-$ [10].

The PYTHIA and RAPGAP generators were tuned to describe the photoproduction and the deep inelastic scattering (DIS) regimes, respectively. Consequently, the PYTHIA events, generated with $Q^2 < 0.6 \text{ GeV}^2$, were combined with the RAPGAP events, generated with $Q^2 > 0.6 \text{ GeV}^2$, where Q^2 is the exchanged-photon virtuality. Diffractive events, characterised by a large rapidity gap between the proton at high rapidities and the centrally-produced hadronic system, were generated using the RAPGAP generator in the diffractive mode and combined with the non-diffractive MC sample. The contribution of diffractive events was estimated by fitting the η_{max} distribution⁴ of the data with a linear combination of the non-diffractive and diffractive MC samples.

⁴ The quantity η_{max} is defined as the pseudorapidity of the CAL energy deposit with the lowest polar angle and an energy above 400 MeV.

To ensure a good description of the data, the transverse momenta, $p_T(D^{*+}, D^+, D^0)$, and pseudorapidity, $\eta(D^{*+}, D^+, D^0)$, distributions were reweighted to the data for the combined PYTHIA+RAPGAP MC sample. The reweighting factors, tuned using a large D^{*+} sample (Section 4), were used for D^+ and D^0 mesons relying on the MC description of the differences between the D^{*+} and D^+ or D^0 distributions. The effect of the reweighting on the measured values was small; the reweighting uncertainty was included when evaluating systematic uncertainties (Section 8).

The generated events were passed through a full simulation of the detector using GEANT 3.13 [29] and processed with the same reconstruction program as used for the data.

4 Event selection and reconstruction of lowest-mass charm mesons

Events from both photoproduction [30] and DIS [13] were selected online with a three-level trigger [14, 31]. The first- and second-level trigger used CAL and CTD data to select ep collisions and to reject beam-gas events. At the third level, where the full event information was available, the nominal charm-meson trigger branches required the presence of a reconstructed D^{*+} , D^+ or D^0 candidate. The efficiency of the online charm-meson reconstruction, determined relative to the efficiency of the offline reconstruction, was above 95%. Events missed by the nominal charm-meson triggers but selected with any other trigger branch, dominantly from an inclusive DIS trigger and a photoproduction dijet trigger, were also used in this analysis.

In the offline analysis, only events with $|Z_{\text{vtx}}| < 50$ cm, where Z_{vtx} is the primary vertex position determined from the CTD tracks, were used. The D^{*+} , D^+ and D^0 mesons were reconstructed using tracks measured in the CTD and assigned to the reconstructed primary event vertex. To ensure both good track acceptance and good momentum resolution, each track was required to have a transverse momentum greater than 0.1 GeV and to reach at least the third superlayer of the CTD.

To suppress the combinatorial background, a cut on the ratio $p_T(D^{*+}, D^+, D^0)/E_T^{\theta > 10^\circ}$, motivated by the hard character of charm fragmentation, was applied. The transverse energy, $E_T^{\theta > 10^\circ}$, was calculated as $\sum_{i, \theta_i > 10^\circ} (E_i \sin \theta_i)$, where the sum runs over all energy deposits in the CAL with the polar angle θ outside a cone of $\theta = 10^\circ$ around the forward direction. Moreover, the measured dE/dx values of those tracks that were candidates to come from D^{*+} , D^+ and D^0 were used. The parametrisations of the dE/dx expectation values and the χ^2 probabilities l_K and l_π of the kaon and pion hypotheses, respectively, were obtained in the same way as described in previous publications [30, 32]. To maximise

the ratios of the numbers of correctly assigned kaons and pions to the square roots of the numbers of background particles, the cuts $l_K > 0.03$ and $l_\pi > 0.01$ were applied.

The measurements were done in the full kinematic range of Q^2 . Events produced in the photoproduction regime with $Q^2 < 1 \text{ GeV}^2$ contributed 70–80 % of the selected D^{*+} , D^+ and D^0 samples.

4.1 Reconstruction of D^{*+} mesons

The D^{*+} mesons were identified using the two decay channels

$$D^{*+} \rightarrow D^0 \pi_s^+ \rightarrow (K^- \pi^+) \pi_s^+, \quad (1)$$

$$D^{*+} \rightarrow D^0 \pi_s^+ \rightarrow (K^- \pi^+ \pi^+ \pi^-) \pi_s^+. \quad (2)$$

The pion from the D^{*+} decays is referred to as the “soft” pion, π_s , because it is constrained to have limited momentum by the small mass difference between the D^{*+} and D^0 [1].

Selected tracks were combined to form D^0 candidates assuming the decay channels (1) or (2). For both cases, D^0 candidates were formed by calculating the invariant mass $M(K\pi)$ or $M(K\pi\pi\pi)$ for combinations having a total charge of zero. The soft pion was required to have a charge opposite to that of the particle taken as a kaon and was used to form a D^{*+} candidate having mass $M(K\pi\pi_s)$ or $M(K\pi\pi\pi\pi_s)$. To reduce the combinatorial background, requirements (see Table 1) similar to those used in a previous publication [32] were applied.

The mass difference $\Delta M = M(K\pi\pi_s) - M(K\pi)$ for channel (1) or $\Delta M = M(K\pi\pi\pi\pi_s) - M(K\pi\pi\pi)$ for channel (2) was evaluated for all remaining D^{*+} candidates. Figures 1a and 1b show the mass-difference distributions for channels (1) and (2), respectively. Peaks at the nominal value of $M(D^{*+}) - M(D^0)$ are evident.

To determine the background under the peaks, wrong-charge combinations were used. For both channels (1) and (2), these are defined as combinations with total charge ± 2 for the D^0 candidate and total charge ± 1 for the D^{*+} candidate. The histograms in Fig. 1 show the ΔM distributions for the wrong-charge combinations, normalised to the distributions of D^{*+} candidates with the appropriate charges in the range $0.15 < \Delta M < 0.1685 \text{ GeV}$ for channel (1) and $0.15 < \Delta M < 0.16 \text{ GeV}$ for channel (2). The upper ends of the normalisation ranges correspond to the trigger selections of D^{*+} candidates in the two decay channels. The multiple counting of a D^{*+} candidate produced by D^0 candidates formed by the same tracks was excluded [32].

To improve the signal-to-background ratio, only D^{*+} candidates with $0.144 < \Delta M < 0.147 \text{ GeV}$ for channel (1) and $0.1445 < \Delta M < 0.1465 \text{ GeV}$ for channel (2) were kept

for the excited charm and charm-strange meson studies. After background subtraction, signals of 39500 ± 310 D^{*+} mesons in channel (1) and 17300 ± 210 D^{*+} mesons in channel (2) were found in the above ΔM ranges.

The ΔM distributions were also fitted to a sum of a modified Gaussian function describing the signal and a background function. The modified Gaussian function was defined as

$$\text{Gauss}^{\text{mod}} \propto \exp[-0.5 \cdot x^{1+1/(1+0.5 \cdot x)}], \quad (3)$$

where $x = |(\Delta M - M_0)/\sigma|$. This functional form described both data and MC signals well. The signal position, M_0 , and width, σ , as well as the numbers of D^{*+} mesons in the signal window were free parameters of the fit. The background function had a form $A \cdot (\Delta M - m_{\pi^+})^B \cdot \exp[C \cdot (\Delta M - m_{\pi^+})]$, where m_{π^+} is the pion mass [1] and A , B and C were free parameters. The fit yielded mass difference values of 145.46 ± 0.01 MeV for channel (1) and 145.45 ± 0.01 MeV for channel (2), in agreement with the PDG value [1]. The widths of the signals were 0.59 ± 0.01 MeV and 0.51 ± 0.01 MeV, respectively, reflecting the detector resolution.

4.2 Reconstruction of D^+ mesons

The D^+ mesons were reconstructed from the decay $D^+ \rightarrow K^- \pi^+ \pi^+$. In each event, two tracks with the same charges and $p_T > 0.5$ GeV and a third track with opposite charge and $p_T > 0.7$ GeV were combined to form D^+ candidates. The pion masses were assigned to the two tracks with the same charges and the kaon mass was assigned to the third track, after which the candidate invariant mass, $M(K\pi\pi)$, was calculated. To suppress the combinatorial background, a cut of $\cos \theta^*(K) > -0.75$ was imposed, where $\theta^*(K)$ is the angle between the kaon in the $K\pi\pi$ rest frame and the $K\pi\pi$ line of flight in the laboratory frame. To further suppress the combinatorial background, a cut $p_T(D^+)/E_T^{\theta > 10^\circ} > 0.25$ was applied. To suppress background from D^{*+} decays, combinations with $M(K\pi\pi) - M(K\pi) < 0.15$ GeV were removed. The background from $D_s^+ \rightarrow \phi \pi^+$ with $\phi \rightarrow K^+ K^-$ was suppressed by requiring that the invariant mass of any two D^+ candidate tracks with opposite charges was not within ± 8 MeV of the nominal ϕ mass when the kaon mass was assigned to both tracks. Only D^+ candidates in the kinematic range $p_T(D^+) > 2.8$ GeV and $-1.6 < \eta(D^+) < 1.6$ were kept for further analysis.

Figure 2a shows the $M(K\pi\pi)$ distribution for the D^+ candidates after all cuts. Reflections from D_s^+ and Λ_c^+ decays to three charged particles were subtracted using the simulated reflection shapes normalised to the D_s^+ and Λ_c^+ production rates previously measured by ZEUS [30]. A clear signal is seen at the nominal value of the D^+ mass. To improve the signal-to-background ratio, only D^+ candidates with $1.850 < M(K\pi\pi) < 1.890$ GeV were kept for the excited charm meson studies. The mass distribution was fitted to a sum of

a modified Gaussian function describing the signal and a linear function describing the non-resonant background. The fit yielded a D^+ mass value 1867.9 ± 0.5 MeV in agreement with the PDG value [1]. The width of the signal was 12.9 ± 0.5 MeV, reflecting the detector resolution. The number of D^+ mesons yielded by the fit in the above $M(K\pi\pi)$ range was $N(D^+) = 20430 \pm 510$.

4.3 Reconstruction of D^0 mesons

The D^0 mesons were reconstructed from the decay $D^0 \rightarrow K^-\pi^+$. In each event, tracks with opposite charges and $p_T > 0.8$ GeV were combined in pairs to form D^0 candidates. To suppress the combinatorial background, a cut of $|\cos\theta^*(K)| < 0.85$ was imposed, where $\theta^*(K)$ is the angle between the kaon in the $K\pi$ rest frame and the $K\pi$ line of flight in the laboratory frame. To further suppress the combinatorial background, a cut $p_T(D^0)/E_T^{\theta > 10^\circ} > 0.25$ was applied.

For selected D^0 candidates, a search was performed for a track that could be the soft pion in a $D^{*+} \rightarrow D^0\pi_s^+$ decay. The soft pion was required to have $p_T > 0.1$ GeV and a charge opposite to that of the particle taken as a kaon. The corresponding D^0 candidate was rejected if the mass difference, $\Delta M = M(K\pi\pi_s) - M(K\pi)$, was below 0.15 GeV. All remaining D^0 candidates were considered “untagged”, i.e. not originating from identified D^{*+} decays. Only D^0 candidates in the kinematic range $p_T(D^0) > 2.8$ GeV and $-1.6 < \eta(D^0) < 1.6$ were kept for further analysis.

Figure 2b shows the $M(K\pi)$ distribution for untagged D^0 candidates after all cuts. A reflection, produced by D^0 mesons with the wrong (opposite) kaon and pion mass assignment, was subtracted using the rejected sample of the D^0 mesons originating from D^{*+} decays [30]. A clear signal is seen at the nominal value of the D^0 mass. To improve the signal-to-background ratio, only D^0 candidates with $1.845 < M(K\pi) < 1.885$ GeV were kept for the excited charm-strange meson studies. The mass distribution was fitted to a sum of a modified Gaussian function describing the signal and a background function. Monte Carlo studies showed that the background shape was compatible with being linear in the mass range above the signal. For smaller $M(K\pi)$ values, the background shape exhibits an exponential enhancement due to contributions from other D^0 decay modes and other D mesons. Therefore the background shape in the fit was described by the form $[A + B \cdot M(K\pi)]$ for $M(K\pi) > 1.86$ GeV and $[A + B \cdot M(K\pi)] \cdot \exp\{C \cdot [M(K\pi) - 1.86]\}$ for $M(K\pi) < 1.86$ GeV, where A , B and C were free parameters. The fit yielded the D^0 mass value 1864.9 ± 0.2 MeV in agreement with the PDG value [1]. The width of the signal was 17.4 ± 0.2 MeV, reflecting the detector resolution. The number of untagged D^0 mesons yielded by the fit in the above $M(K\pi)$ range was $N(D_{\text{untag}}^0) = 22110 \pm 440$.

5 Study of the excited charm mesons D_1^0 and D_2^{*0}

5.1 Reconstruction of $D_1^0, D_2^{*0} \rightarrow D^{*+}\pi^-$ decays

To reconstruct the $D_1^0, D_2^{*0} \rightarrow D^{*+}\pi^-$ decays, an excited charm meson candidate was formed by combining each selected D^{*+} candidate (Section 4.1) with an additional track, assumed to be a pion (π_a), with a charge opposite to that of the D^{*+} candidate. The additional track was required to satisfy the pion dE/dx hypothesis with $l_\pi > 0.01$ (Section 4). To reduce the combinatorial background, the following requirements were applied:

$$p_T(\pi_a) > 0.15 \text{ GeV}, \quad p_T(D^{*+}\pi_a)/E_T^{\theta > 10^\circ} > 0.25, \quad \cos \theta^*(D^{*+}) < 0.9$$

for the D^{*+} decay channel (1), and

$$p_T(\pi_a) > 0.25 \text{ GeV}, \quad p_T(D^{*+}\pi_a)/E_T^{\theta > 10^\circ} > 0.30, \quad \cos \theta^*(D^{*+}) < 0.8$$

for the D^{*+} decay channel channel (2). The decay angle $\theta^*(D^{*+})$ is the angle between the D^{*+} in the $D^{*+}\pi_a$ rest frame and the $D^{*+}\pi_a$ line of flight in the laboratory frame. A cut $\eta(\pi_a) < 1.1$ was applied to exclude the region of large track density in the forward (proton) direction.

For each excited charm meson candidate, the ‘‘extended’’ mass difference, $\Delta M^{\text{ext}} = M(K\pi\pi_s\pi_a) - M(K\pi\pi_s)$ or $\Delta M^{\text{ext}} = M(K\pi\pi\pi_s\pi_a) - M(K\pi\pi\pi_s)$, was calculated. The invariant mass of the $D^{*+}\pi_a$ system was calculated as $M(D^{*+}\pi_a) = \Delta M^{\text{ext}} + M(D^{*+})_{\text{PDG}}$, where $M(D^{*+})_{\text{PDG}}$ is the nominal D^{*+} mass [1]. The resolution in $M(D^{*+}\pi_a)$ around the nominal masses of the D_1^0 and D_2^{*0} mesons [1] was estimated from MC simulations to be 5.6 MeV.

Figure 3a shows the $M(D^{*+}\pi_a)$ distribution for D^{*+} meson candidates reconstructed in both decay channels (1) and (2). A clear enhancement is seen in the range $2.4 < M(D^{*+}\pi_a) < 2.5$ GeV, where contributions from $D_1(2420)^0$ and $D_2^*(2460)^0$ mesons are expected. The wide $D_1(2430)^0$ meson, which is also expected to contribute to the $M(D^{*+}\pi_a)$ distribution, is not distinguishable from background due to its large width ($384_{-75}^{+107} \pm 74$ MeV [1]). No enhancement is seen in the $M(D^{*+}\pi_a)$ distribution for wrong charge combinations (histogram) formed by combining a D^{*+} candidate and π_a with the same charges. The wrong charge distribution lies generally below the distribution for the combinations with the appropriate charges, in agreement with MC predictions; this is expected near threshold since, due to charge conservation, the invariant mass distribution for random track combinations with total charge ± 2 should lie below that for track combinations with total charge zero.

5.2 Reconstruction of $D_2^{*0} \rightarrow D^+ \pi^-$ decays

To reconstruct the $D_2^{*0} \rightarrow D^+ \pi^-$ decays, an excited charm meson candidate was formed by combining each selected D^+ candidate (Section 4.2) with an additional track, assumed to be a pion (π_a), with a charge opposite to that of the D^+ candidate. The additional track was required to satisfy the pion dE/dx hypothesis with $l_\pi > 0.01$ (Section 4). To reduce the combinatorial background, the following requirements were applied:

$$\eta(\pi_a) < 1.1, p_T(\pi_a) > 0.30 \text{ GeV}, p_T(D^+\pi_a)/E_T^{\theta > 10} > 0.35, \cos \theta^*(D^+) < 0.8,$$

where $\theta^*(D^+)$ is the angle between the D^+ in the $D^+\pi_a$ rest frame and the $D^+\pi_a$ line of flight in the laboratory frame.

For each excited charm meson candidate, the extended mass difference, $\Delta M^{\text{ext}} = M(K\pi\pi\pi_a) - M(K\pi\pi)$, was calculated. The invariant mass of the $D^+\pi_a$ system was calculated as $M(D^+\pi_a) = \Delta M^{\text{ext}} + M(D^+)_{\text{PDG}}$, where $M(D^+)_{\text{PDG}}$ is the nominal D^+ mass [1]. The resolution in $M(D^+\pi_a)$ around the nominal mass of the D_2^{*0} meson [1] was estimated from MC simulations to be 7.3 MeV.

Figure 3b shows the $M(D^+\pi_a)$ distribution for the selected excited charm meson candidates. A small excess is seen around the nominal mass of the D_2^{*0} meson. The wide $D_0^*(2400)^0$ meson, which is also expected to contribute to the $M(D^+\pi_a)$ distribution, is not distinguishable from background due to its large width (261 ± 50 MeV [1]). As expected from parity and angular momentum conservation for a 1^+ state, no indication of the D_1^0 decay to $D^+\pi^-$ is seen. Feed-downs from the D_1^0 and D_2^{*0} mesons decaying to $D^{*+}\pi^-$ with a consequent D^{*+} decay to a D^+ and undetected neutrals, predicted by MC at $M(D^+\pi_a) \sim 2.3$ GeV, are not seen, probably due to the large combinatorial background. No signal is seen in the $M(D^+\pi_a)$ distribution for wrong charge combinations (histogram) formed by combining a D^+ candidate and a π_a with the same charges.

5.3 Mass, width and helicity parameters

To distinguish the D_1^0 (1^+ state from $j = 3/2$ doublet) and D_2^{*0} (2^+ state from $j = 3/2$ doublet) mesons from each other and from the wide $D_1(2430)^0$ (1^+ state from $j = 1/2$ doublet) meson, the helicity angular distribution was used. The helicity angle (α) is defined as the angle between the π_a and π_s momenta in the D^{*+} rest frame. The helicity angular distribution can be parametrised as

$$\frac{dN}{d \cos \alpha} \propto 1 + h \cos^2 \alpha, \quad (4)$$

where h is the helicity parameter. HQET predicts $h = 3$ ($h = 0$) for the 1^+ state from the $j = 3/2$ ($j = 1/2$) doublet, and $h = -1$ for the 2^+ state from the $j = 3/2$ doublet.

Figure 4 shows the $M(D^{*+}\pi_a)$ distribution in four helicity intervals. The D_1^0 -meson contribution is increasing with $|\cos(\alpha)|$ and dominates the excess in the $M(D^{*+}\pi_a)$ distribution for $|\cos(\alpha)| > 0.75$. The dependence of the D_2^{*0} -meson contribution on the helicity angle is less pronounced; it is consistent with the expected slow decrease with $|\cos(\alpha)|$.

To extract the D_1^0 and D_2^{*0} yields and properties, a minimal χ^2 fit was performed using simultaneously the $M(D^+\pi_a)$ distribution (Fig. 3b) and the $M(D^{*+}\pi_a)$ distributions in four helicity intervals (Fig. 4). Each of the $D_1^0 \rightarrow D^{*+}\pi^-$, $D_2^{*0} \rightarrow D^{*+}\pi^-$ and $D_2^{*0} \rightarrow D^+\pi^-$ signals was represented in the fit by a relativistic D -wave Breit-Wigner function (see Appendix) convoluted with a Gaussian resolution function with a width fixed to the corresponding MC prediction. The dependence of the detector acceptance and resolution on the $M(D^{*+}\pi_a)$ or $M(D^+\pi_a)$ was obtained from MC and corrected for in the fit function. Equation (4) was used to describe the helicity distributions. The acceptance dependence on the helicity angle, found from MC to be very weak, was corrected for in the fit function. Yields of all three signals, the D_1^0 and D_2^{*0} masses, and the D_1^0 width and helicity parameters were free parameters of the fit. Since the data were not able to constrain reliably the D_2^{*0} width and helicity parameter, the D_2^{*0} width was fixed to the recently updated world average value of 43 ± 4 MeV [1] and the HQET prediction, $h(D_2^{*0}) = -1$, was used for the helicity parameter.

To describe backgrounds in the $M(D^{*+}\pi_a)$ and $M(D^+\pi_a)$ distributions, a functional form with three shape parameters $x^A \exp(-Bx + Cx^2)$, where $x = \Delta M^{\text{ext}} - m_{\pi^+}$, was used. It was checked that such a functional form describes the wrong charge distributions well. The yields and shape parameters of the $M(D^{*+}\pi_a)$ and $M(D^+\pi_a)$ background functions were independent free parameters of the fit. Since neither data nor MC demonstrated a sizeable background dependence on the helicity angle, the same background function was used for the $M(D^{*+}\pi_a)$ distributions in the four helicity intervals.

The expected feed-downs from $D_1^0, D_2^{*0} \rightarrow D^{*+}\pi^- \rightarrow D^+\pi^- + \text{neutrals}$ (Section 5.2) were included in the $M(D^+\pi_a)$ fit function; the effect on the fit results was small. Contributions from the wide $D_1(2430)^0$ and $D_0^*(2400)^0$ states were added to the $M(D^{*+}\pi_a)$ and $M(D^+\pi_a)$ fit, respectively. Their shapes were described with a relativistic S -wave Breit-Wigner function (see Appendix) convoluted with a Gaussian resolution function with widths fixed to the MC prediction. The masses and widths of the wide excited charm mesons were set to the world-average values [1]. The $D_1(2430)^0$ yield was set to that of the narrow $D_1(2420)^0$ meson since both have the same quantum numbers. The $D_0^*(2400)^0$ yield was set to 1.7 times the $D_2^{*0} \rightarrow D^+\pi^-$ yield as observed by the FOCUS collaboration [5]. The yield measured by FOCUS covers both a direct signal from the $D_0^*(2400)^0$ and a feed-down from the $D_1(2430)^0$, decaying to $D^{*+}\pi^-$ with a consequent D^{*+} decay to a D^+ and undetected neutrals [5].

The results of the simultaneous fit including all contributions are shown in Figs. 3–4. The

fit with 15 free parameters described well the $M(D^+\pi_a)$ distribution and the $M(D^{*+}\pi_a)$ distributions in four helicity intervals with a χ^2 of 913 for 925 degrees of freedom. The numbers of reconstructed excited charm mesons and values of all free background parameters yielded by the fit are summarised in Table 2.

The differences between the D_1^0 and D_2^{*0} masses and $M(D^{*+})_{\text{PDG}}$ were

$$M(D_1^0) - M(D^{*+})_{\text{PDG}} = 410.2 \pm 2.1(\text{stat.}) \pm 0.9(\text{syst.}) \text{ MeV},$$

$$M(D_2^{*0}) - M(D^{*+})_{\text{PDG}} = 458.8 \pm 3.7(\text{stat.})_{-1.3}^{+1.2}(\text{syst.}) \text{ MeV},$$

and, hence, the masses of the D_1^0 and D_2^{*0} were

$$M(D_1^0) = 2420.5 \pm 2.1(\text{stat.}) \pm 0.9(\text{syst.}) \pm 0.2(\text{PDG}) \text{ MeV},$$

$$M(D_2^{*0}) = 2469.1 \pm 3.7(\text{stat.})_{-1.3}^{+1.2}(\text{syst.}) \pm 0.2(\text{PDG}) \text{ MeV}.$$

The first uncertainties are statistical, the second are systematic (Section 8) and the third are due to the uncertainty of the $M(D^{*+})_{\text{PDG}}$ value. Small errors due to the uncertainty of the $M(D^{*+})_{\text{PDG}} - M(D^+)_{\text{PDG}}$ value were included in the systematic uncertainties. The measured D_1^0 and D_2^{*0} masses are in fair agreement with the world average values [1]. The D_1^0 width yielded by the fit is

$$\Gamma(D_1^0) = 53.2 \pm 7.2(\text{stat.})_{-4.9}^{+3.3}(\text{syst.}) \text{ MeV}$$

which is above the world average value $20.4 \pm 1.7 \text{ MeV}$ [1]. The observed difference can be a consequence of differing production environments. The D_1^0 width can have a sizeable contribution from the broad S -wave decay even if the S -wave admixture is small [33,34]. A larger S -wave admixture at ZEUS with respect to that in measurements with restricted phase space, which can suppress production of the broad state, could explain why the measured D_1^0 width is larger than the world average value.

The D_1^0 helicity parameter was

$$h(D_1^0) = 5.9_{-1.7}^{+3.0}(\text{stat.})_{-1.0}^{+2.4}(\text{syst.}).$$

This is inconsistent with the prediction for a pure S -wave decay of the 1^+ state, $h = 0$. It is consistent with the prediction for a pure D -wave decay, $h = 3$.

In the general case of D - and S -wave mixing, the helicity angular distribution form of the 1^+ state is:

$$\frac{dN}{d\cos\alpha} \propto r + (1-r)(1+3\cos^2\alpha)/2 + \sqrt{2r(1-r)}\cos\phi(1-3\cos^2\alpha), \quad (5)$$

where $r = \Gamma_S/(\Gamma_S + \Gamma_D)$, $\Gamma_{S/D}$ is the S -/ D -wave partial width and ϕ is the relative phase between the two amplitudes. Using Eqs. (4) and (5), $\cos \phi$ can be expressed in terms of r and the measured value of the helicity parameter, h :

$$\cos \phi = \frac{(3 - h)/(3 + h) - r}{2\sqrt{2r(1 - r)}}. \quad (6)$$

Figure 5 compares with previous measurements the range restricted by the measured $h(D_1^0)$ value and its uncertainties in a plot of $\cos \phi$ versus r . The ZEUS range has a marginal overlap with that restricted by the CLEO measurement of $h(D_1^0) = 2.74_{-0.93}^{+1.40}$ [35]. BELLE performed a three-angle analysis and measured both the $\cos \phi$ and r values [4]. The BELLE measurement, which suggested a very small admixture of S -wave to the $D_1(2420)^0 \rightarrow D^{*+}\pi^-$ decay and almost zero phase between two amplitudes, is outside the ZEUS range; the difference between the two measurements, evaluated with Eq. (6), is ~ 2 standard deviations.

5.4 Fragmentation and branching fractions

The numbers of reconstructed $D_1^0, D_2^{*0} \rightarrow D^{*+}\pi^-$ and $D_2^{*0} \rightarrow D^+\pi^-$ decays were divided by the numbers of reconstructed D^{*+} and D^+ mesons, yielding the rates of D^{*+} and D^+ mesons originating from the D_1^0 and D_2^{*0} decays. To correct the measured rates for detector effects, the relative acceptances were calculated using the MC simulation as ratios of acceptances for the $D_1^0, D_2^{*0} \rightarrow D^{*+}\pi^-$ and $D_2^{*0} \rightarrow D^+\pi^-$ states to the inclusive D^{*+} and D^+ acceptances, respectively. The acceptance of the requirement $l_\pi > 0.01$ for the additional track was calculated with data using identified pions from D^{*+} decays (Section 4.1), to be $(98.9 \pm 0.1)\%$; only pions in the kinematic range of the additional pion selection were used.

Charm production at HERA is larger than beauty production by two orders of magnitude. The small b -quark relative contributions, predicted by the MC simulation using branching fractions of b -quark decays to the charm hadrons measured at LEP [36–39]⁵, were subtracted when calculating the relative acceptances; the subtraction changed the relative acceptances by less than 1.5% of their values. The relative acceptances were 52% for the $D_1^0, D_2^{*0} \rightarrow D^{*+}\pi^-$ and 47% for $D_2^{*0} \rightarrow D^+\pi^-$ in the kinematic ranges described in Section 4.

The fractions, \mathcal{F} , of D^{*+} mesons originating from D_1^0 and D_2^{*0} decays were calculated in the kinematic range $|\eta(D^{*+})| < 1.6$ and $p_T(D^{*+}) > 1.35$ GeV for the D^{*+} decay channel

⁵ The published branching fractions of the b -quark decays were recalculated using updated values [1] of the relevant charm-hadron decay branching fractions.

(1), combined with channel (2) for $p_T(D^{*+}) > 2.8$ GeV:

$$\mathcal{F}_{D_1^0 \rightarrow D^{*+} \pi^- / D^{*+}} = 10.4 \pm 1.2(\text{stat.})_{-1.5}^{+0.9}(\text{syst.}) \%,$$

$$\mathcal{F}_{D_2^{*0} \rightarrow D^{*+} \pi^- / D^{*+}} = 3.0 \pm 0.6(\text{stat.}) \pm 0.2(\text{syst.}) \%.$$

The fraction of D^+ mesons originating from D_2^{*0} decays, calculated in the kinematic range $p_T(D^+) > 2.8$ GeV and $|\eta(D^+)| < 1.6$ is

$$\mathcal{F}_{D_2^{*0} \rightarrow D^+ \pi^- / D^+} = 7.3 \pm 1.7(\text{stat.})_{-1.2}^{+0.8}(\text{syst.}) \%.$$

The fractions measured in the restricted $p_T(D^{*+}, D^+)$ and $\eta(D^{*+}, D^+)$ kinematic ranges were extrapolated to the fractions in the full kinematic phase space using the Bowler modification [27] of the Lund symmetric fragmentation function [28] as implemented in PYTHIA [21]. Applying the estimated extrapolation factors, ~ 1.1 for $\mathcal{F}_{D_1^0, D_2^{*0} \rightarrow D^{*+} \pi^- / D^{*+}}$ and ~ 1.2 for $\mathcal{F}_{D_2^{*0} \rightarrow D^+ \pi^- / D^+}$, gives

$$\mathcal{F}_{D_1^0 \rightarrow D^{*+} \pi^- / D^{*+}}^{\text{extr}} = 11.6 \pm 1.3(\text{stat.})_{-1.7}^{+1.1}(\text{syst.}) \%,$$

$$\mathcal{F}_{D_2^{*0} \rightarrow D^{*+} \pi^- / D^{*+}}^{\text{extr}} = 3.3 \pm 0.6(\text{stat.}) \pm 0.2(\text{syst.}) \%,$$

$$\mathcal{F}_{D_2^{*0} \rightarrow D^+ \pi^- / D^+}^{\text{extr}} = 8.6 \pm 2.0(\text{stat.})_{-1.4}^{+1.1}(\text{syst.}) \%.$$

In the full kinematic phase space, the extrapolated fractions of D^{*+} originating from D_1^0 and D_2^{*0} and of D^+ originating from D_2^{*0} can be expressed as

$$\mathcal{F}_{D_1^0 \rightarrow D^{*+} \pi^- / D^{*+}}^{\text{extr}} = \frac{f(c \rightarrow D_1^0)}{f(c \rightarrow D^{*+})} \cdot \mathcal{B}_{D_1^0 \rightarrow D^{*+} \pi^-},$$

$$\mathcal{F}_{D_2^{*0} \rightarrow D^{*+} \pi^- / D^{*+}}^{\text{extr}} = \frac{f(c \rightarrow D_2^{*0})}{f(c \rightarrow D^{*+})} \cdot \mathcal{B}_{D_2^{*0} \rightarrow D^{*+} \pi^-},$$

$$\mathcal{F}_{D_2^{*0} \rightarrow D^+ \pi^- / D^+}^{\text{extr}} = \frac{f(c \rightarrow D_2^{*0})}{f(c \rightarrow D^+)} \cdot \mathcal{B}_{D_2^{*0} \rightarrow D^+ \pi^-},$$

where the fragmentation fractions $f(c \rightarrow D_1^0)$, $f(c \rightarrow D_2^{*0})$, $f(c \rightarrow D^{*+})$ and $f(c \rightarrow D^+)$ are the rates of c quarks hadronising as a given charm meson, and $\mathcal{B}_{D_1^0 \rightarrow D^{*+} \pi^-}$, $\mathcal{B}_{D_2^{*0} \rightarrow D^{*+} \pi^-}$ and $\mathcal{B}_{D_2^{*0} \rightarrow D^+ \pi^-}$ are the corresponding branching fractions.

These expressions provide a means to calculate the fragmentation fractions $f(c \rightarrow D_1^0)$ and $f(c \rightarrow D_2^{*0})$, and the ratio of the two branching fractions for the D_2^{*0} meson:

$$f(c \rightarrow D_1^0) = \frac{\mathcal{F}_{D_1^0 \rightarrow D^{*+} \pi^- / D^{*+}}^{\text{extr}}}{\mathcal{B}_{D_1^0 \rightarrow D^{*+} \pi^-}} \cdot f(c \rightarrow D^{*+}),$$

$$f(c \rightarrow D_2^{*0}) = \frac{\mathcal{F}_{D_2^{*0} \rightarrow D^{*+}\pi^-/D^{*+}}^{\text{extr}} \cdot f(c \rightarrow D^{*+}) + \mathcal{F}_{D_2^{*0} \rightarrow D^+\pi^-/D^+}^{\text{extr}} \cdot f(c \rightarrow D^+)}{\mathcal{B}_{D_2^{*0} \rightarrow D^{*+}\pi^-} + \mathcal{B}_{D_2^{*0} \rightarrow D^+\pi^-}},$$

$$\frac{\mathcal{B}_{D_2^{*0} \rightarrow D^+\pi^-}}{\mathcal{B}_{D_2^{*0} \rightarrow D^{*+}\pi^-}} = \frac{\mathcal{F}_{D_2^{*0} \rightarrow D^+\pi^-/D^+}^{\text{extr}} \cdot f(c \rightarrow D^+)}{\mathcal{F}_{D_2^{*0} \rightarrow D^{*+}\pi^-/D^{*+}}^{\text{extr}} \cdot f(c \rightarrow D^{*+})}.$$

The $f(c \rightarrow D^{*+})$ and $f(c \rightarrow D^+)$ values, previously measured by ZEUS [30], were recalculated with the updated PDG values of the branching fractions [1] to be

$$f(c \rightarrow D^{*+}) = 20.4 \pm 0.9(\text{stat.})_{-0.7}^{+0.8}(\text{syst.})_{-1.1}^{+0.7}(\text{br.}) \%,$$

$$f(c \rightarrow D^+) = 21.7 \pm 1.4(\text{stat.})_{-0.5}^{+1.3}(\text{syst.})_{-1.3}^{+1.0}(\text{br.}) \%,$$

where the third uncertainties are due to the branching-fraction uncertainties. This yields

$$\frac{\mathcal{B}_{D_2^{*0} \rightarrow D^+\pi^-}}{\mathcal{B}_{D_2^{*0} \rightarrow D^{*+}\pi^-}} = 2.8 \pm 0.8(\text{stat.})_{-0.6}^{+0.5}(\text{syst.})$$

in agreement with the world average value of 2.3 ± 0.6 [1]. Theoretical models [34, 40, 41] predict the ratio to be in the range from 1.5 to 3.

Assuming isospin conservation, for which

$$\mathcal{B}_{D_1^0 \rightarrow D^{*+}\pi^-} = 2/3, \quad \mathcal{B}_{D_2^{*0} \rightarrow D^{*+}\pi^-} + \mathcal{B}_{D_2^{*0} \rightarrow D^+\pi^-} = 2/3,$$

yields $f(c \rightarrow D_1^0)$ and $f(c \rightarrow D_2^{*0})$ (Table 3). In order to check fragmentation universality for the excited charm mesons, the measured fragmentation fractions are compared and found to be consistent with those obtained in e^+e^- annihilations. The measured $f(c \rightarrow D_1^0)$ and $f(c \rightarrow D_2^{*0})$ values are above the predictions of the thermodynamical model [42] (Table 3). The sum of the two fragmentation fractions,

$$f(c \rightarrow D_1^0) + f(c \rightarrow D_2^{*0}) = 7.3 \pm 0.8(\text{stat.})_{-0.8}^{+0.7}(\text{syst.}) \%,$$

agrees with the prediction of the tunnelling model of 8.5% [43]. The predictions of both models are based on fits to the production rates of light-flavoured hadrons at LEP.

The ratio

$$f(c \rightarrow D_1^0)/f(c \rightarrow D_2^{*0}) = 0.93 \pm 0.20(\text{stat.}) \pm 0.16(\text{syst.})$$

is consistent with the simple spin-counting prediction of 3/5. Both thermodynamical and tunnelling models suggest the ratio should exceed the spin-counting prediction due to the difference between the D_1^0 and D_2^{*0} masses.

6 Study of the excited charm-strange meson D_{s1}^+

6.1 Reconstruction of $D_{s1}^+ \rightarrow D^{*+} K_S^0$ decays

The K_S^0 mesons were reconstructed in their charged-decay mode, $K_S^0 \rightarrow \pi^+ \pi^-$, for those events containing a D^{*+} candidate. To identify K_S^0 candidates, displaced secondary vertices reconstructed from pairs of oppositely charged tracks [44] were used. The identification efficiency degraded for the displaced secondary vertices close to the primary vertex. Therefore, additional secondary vertices were formed from pairs of oppositely charged tracks that were not assigned to one of the displaced secondary vertices. This was done by calculating the intersection points of the two tracks in the XY plane and requiring $|\Delta Z| < 3$ cm between the two tracks at the intersection point. To reduce the combinatorial background originating from tracks from the primary vertex, the additional secondary vertices with distances between the primary and secondary vertices in the XY plane of less than 0.5 cm were removed.

To reduce the combinatorial background, it was required that $p_T > 0.15$ GeV for each track from any K_S^0 candidate, $\cos \alpha^{XY} > 0.97$ and $\cos \alpha^{\phi Z} > 0.85$, where α^{XY} and $\alpha^{\phi Z}$ are the projected angles in the XY and ϕZ planes, respectively, between the K_S^0 -candidate momentum and the line joining the primary to the secondary vertex. Figure 6 shows the invariant-mass, $M(\pi^+ \pi^-)$, distribution for all remaining K_S^0 candidates. Only K_S^0 candidates with $0.480 < M(\pi^+ \pi^-) < 0.515$ GeV were kept for the reconstruction of excited charm-strange mesons. The mass distribution was fitted to a sum of a modified Gaussian function describing the signal and a linear function describing the non-resonant background. The fit yielded the K_S^0 mass value 497.8 ± 0.1 MeV, in agreement with the PDG value [1]. The width of the signal was 4.1 ± 0.1 MeV reflecting the detector resolution. The number of reconstructed K_S^0 mesons in the range $0.480 < M(\pi^+ \pi^-) < 0.515$ GeV yielded by the fit was $N(K_S^0) = 8540 \pm 120$.

To reconstruct the $D_{s1}^+ \rightarrow D^{*+} K_S^0$ decays, a D_{s1}^+ -meson candidate was formed by combining each selected D^{*+} candidate (Section 4.1) with the K_S^0 candidates reconstructed in the same event. For each D_{s1}^+ candidate, the extended mass difference, $\Delta M^{\text{ext}} = M(K\pi\pi_s\pi^+\pi^-) - M(K\pi\pi_s) - M(\pi^+\pi^-)$ or $\Delta M^{\text{ext}} = M(K\pi\pi\pi\pi_s\pi^+\pi^-) - M(K\pi\pi\pi\pi_s) - M(\pi^+\pi^-)$, was calculated. The invariant mass of the $D^{*+} K_S^0$ system was calculated as $M(D^{*+} K_S^0) = \Delta M^{\text{ext}} + M(D^{*+})_{\text{PDG}} + M(K_S^0)_{\text{PDG}}$, where $M(K_S^0)_{\text{PDG}}$ is the nominal K_S^0 mass [1]. The resolution in $M(D^{*+} K_S^0)$ around the nominal mass of the D_{s1}^+ [1] was estimated from MC simulations to be 2.2 MeV.

Figure 7a shows the $M(D^{*+} K_S^0)$ distribution for D^{*+} meson candidates reconstructed in both decay channels. A clear signal is seen at the nominal value of $M(D_{s1}^+)$.

6.2 Reconstruction of $D_{s1}^+ \rightarrow D^{*0}K^+$ decays

Monte Carlo studies show that a signal from the $D_{s1}^+ \rightarrow D^{*0}K^+$ decay, with a consequent D^{*0} decay to a D^0 and undetected neutrals, should be seen in the $M(D^0K^+)$ distribution with an average negative shift of 142.4 ± 0.2 MeV with respect to the nominal D_{s1}^+ mass [1], and that the shape of the signal can be reasonably well described by the modified Gaussian function (Eq. 3) with a width of 3.1 MeV.

To reconstruct the $D_{s1}^+ \rightarrow D^{*0}K^+$ decays, an excited charm-strange meson candidate was formed by combining each selected untagged D^0 candidate (Section 4.3) with an additional track, assumed to be a kaon (K_a), with a charge opposite to that of the particle taken as a kaon to form the D^0 candidate. The additional track was required to satisfy the kaon dE/dx hypothesis with $l_K > 0.03$ (Section 4). To reduce the combinatorial background, the following requirements were applied:

$$\eta(K_a) < 1.1, \quad p_T(K_a) > 0.60 \text{ GeV}, \quad p_T(D^0K_a)/E_T^{\theta > 10} > 0.35, \quad \cos\theta^*(D^0) < 0.8,$$

where $\theta^*(D^0)$ is the angle between the D^0 in the D^0K_a rest frame and the D^0K_a line of flight in the laboratory frame.

For each excited charm-strange meson candidate, the extended mass difference, $\Delta M^{\text{ext}} = M(K\pi K_a) - M(K\pi)$ was calculated. The invariant mass of the D^0K_a system was calculated as $M(D^0K_a) = \Delta M^{\text{ext}} + M(D^0)_{\text{PDG}}$, where $M(D^0)_{\text{PDG}}$ is the nominal D^0 mass [1].

Figure 7b shows the $M(D^0K_a)$ distribution for the selected excited charm-strange meson candidates. A signal is seen at the expected position of the feed-down from the $D_{s1}^+ \rightarrow D^{*0}K^+$ decay. No signal from the known K decay $D_{s2}(2573)^+ \rightarrow D^0K^+$ [1] was observed, probably due to the large combinatorial background.

6.3 Mass, width and helicity parameters

The $M(D^{*+}K_S^0)$ distribution in four helicity intervals is shown in Fig. 8, with the helicity angle (α) defined as the angle between the K_S^0 and π_s momenta in the D^{*+} rest frame. The D_{s1}^+ signal decreases with $|\cos(\alpha)|$.

To extract the D_{s1}^+ yields and properties, an unbinned likelihood fit was performed using simultaneously values of $M(D^0K_a)$, $M(D^{*+}K_S^0)$, and $\cos(\alpha)$ for $D^{*+}K_S^0$ combinations. The observed narrow signals in the $M(D^{*+}K_S^0)$ and $M(D^0K_a)$ distributions were described in the fit by a Gaussian function and a modified Gaussian function, respectively. Equation (4) was used to describe the helicity distribution. The acceptance dependence on the helicity angle, found from MC to be very weak, was corrected for in the fit function. The average shift of the signal in the $M(D^0K_a)$ distribution with respect to the

mass of D_{s1}^+ meson was fixed to the MC prediction (Section 6.2). Yields and widths of both signals, the D_{s1}^+ mass and the D_{s1}^+ helicity parameter were free parameters of the fit. To describe the background in the $M(D^{*+}K_S^0)$ distribution, a function x^A , where $x = \Delta M^{\text{ext}}$, was used. The background description for the $M(D^0K_a)$ distribution required a functional form with two shape parameters $x^A \exp(-Bx)$, where $x = \Delta M^{\text{ext}} - m_{K^+}$ and m_{K^+} is the kaon mass [1]. The shape parameters of the $M(D^{*+}K_S^0)$ and $M(D^0K_a)$ background functions were independent free parameters of the fit. Since neither data nor MC demonstrated a sizeable background dependence on the helicity angle, the background function for $D^{*+}K_S^0$ combinations was assumed to be helicity independent. The numbers of reconstructed D_{s1}^+ mesons and values of all free background parameters yielded by the fit are summarised in Table 4.

The widths of both signals yielded by the fit agree with the MC predictions for the corresponding resolutions. Thus the value of the natural D_{s1}^+ width cannot be extracted. The difference between the D_{s1}^+ mass and $M(D^{*+})_{\text{PDG}}$ was

$$M(D_{s1}^+) - M(D^{*+})_{\text{PDG}} = 525.30_{-0.41}^{+0.44}(\text{stat.}) \pm 0.10(\text{syst.}) \text{ MeV},$$

and, hence, the mass of the D_{s1}^+ was

$$M(D_{s1}^+) = 2535.57_{-0.41}^{+0.44}(\text{stat.}) \pm 0.10(\text{syst.}) \pm 0.17(\text{PDG}) \text{ MeV}.$$

The first uncertainty is statistical, the second is systematic (Section 8) and the third is due to the uncertainty of the $M(D^{*+})_{\text{PDG}}$ value. Small errors due to the uncertainties of the $M(D^{*+})_{\text{PDG}} - M(D^0)_{\text{PDG}}$ and $M(K_S^0)_{\text{PDG}}$ values were included in the systematic uncertainty. The measured D_{s1}^+ mass is in good agreement with the world average value [1].

The D_{s1}^+ helicity parameter was

$$h(D_{s1}^+) = -0.74_{-0.17}^{+0.23}(\text{stat.})_{-0.05}^{+0.06}(\text{syst.}).$$

The measured h value is inconsistent with the prediction for a pure D -wave decay of the 1^+ state, $h = 3$, and is barely consistent with the prediction for a pure S -wave decay, $h = 0$. Figure 9 shows a range, restricted by the measured $h(D_{s1}^+)$ value and its uncertainties, in a plot of $\cos \phi$ versus $r = \Gamma_S / (\Gamma_S + \Gamma_D)$ (Eq. 6). The measurement suggests a significant contribution of both D - and S -wave amplitudes to the $D_{s1}(2536)^+ \rightarrow D^{*+}K_S^0$ decay. The ZEUS range agrees with that restricted by the CLEO measurement of $h(D_{s1}^+) = -0.23_{-0.32}^{+0.40}$ [45] and with the BELLE three-angle measurement of both $\cos \phi$ and r values [46].

6.4 Fragmentation and branching fractions

The numbers of reconstructed $D_{s1}^+ \rightarrow D^{*+}K_S^0$ and $D_{s1}^+ \rightarrow D^{*0}K^+$ decays were divided by the numbers of reconstructed D^{*+} and untagged D^0 mesons, respectively, yielding rates of

D^{*+} and untagged D^0 mesons originating from D_{s1}^+ decays. To correct the measured rates for detector effects, the relative acceptances were calculated using the MC simulation as ratios of acceptances for the $D_{s1}^+ \rightarrow D^{*+}K_S^0$ and $D_{s1}^+ \rightarrow D^{*0}K^+$ states to the inclusive D^{*+} and untagged- D^0 acceptances, respectively. The untagged- D^0 acceptance included subtraction of a small contamination to $N(D_{\text{untag}}^0)$ from unidentified D^{*+} mesons. The acceptance of the requirement $l_K > 0.03$ for the additional track was calculated with data using identified kaons from D^{*+} decays (Section 4.1), to be $(95.3 \pm 0.2)\%$; only the kaons from the kinematic range of the additional kaon selection were used. Subtraction of the small b -quark contribution changed the relative acceptances by less than 2.2% of their values. The relative acceptances were 38% for $D_{s1}^+ \rightarrow D^{*+}K_S^0$ and 48% for $D_{s1}^+ \rightarrow D^{*0}K^+$ in the kinematic ranges described in Section 4.

The fraction, \mathcal{F} , of D^{*+} mesons originating from D_{s1}^+ decays, corrected to the fraction of K^0 mesons decaying as K_S^0 (50%) and to the branching fraction of the K_S^0 decay into $\pi^+\pi^-$ (69.20% [1]), was calculated in the kinematic range $|\eta(D^{*+})| < 1.6$ and $p_T(D^{*+}) > 1.35$ GeV for the D^{*+} decay channel (1), combined with channel (2) for $p_T(D^{*+}) > 2.8$ GeV:

$$\mathcal{F}_{D_{s1}^+ \rightarrow D^{*+}K^0/D^{*+}} = 1.35 \pm 0.18(\text{stat.}) \pm 0.03(\text{syst.})\%.$$

The fraction of untagged D^0 mesons originating from D_{s1}^+ decays, calculated in the kinematic range $p_T(D^0) > 2.8$ GeV and $|\eta(D^0)| < 1.6$ is

$$\mathcal{F}_{D_{s1}^+ \rightarrow D^{*0}K^+/D_{\text{untag}}^0} = 1.28 \pm 0.26(\text{stat.}) \pm 0.07(\text{syst.})\%.$$

The fractions measured in the restricted $p_T(D^{*+}, D^0)$ and $\eta(D^{*+}, D^0)$ kinematic ranges were extrapolated to the fractions in the full kinematic phase space (Section 5.4). Applying the estimated extrapolation factors, ~ 1.2 for $\mathcal{F}_{D_{s1}^+ \rightarrow D^{*+}K^0/D^{*+}}$ and ~ 1.5 for $\mathcal{F}_{D_{s1}^+ \rightarrow D^{*0}K^+/D_{\text{untag}}^0}$, gives

$$\mathcal{F}_{D_{s1}^+ \rightarrow D^{*+}K^0/D^{*+}}^{\text{extr}} = 1.67 \pm 0.22(\text{stat.}) \pm 0.07(\text{syst.})\%,$$

$$\mathcal{F}_{D_{s1}^+ \rightarrow D^{*0}K^+/D_{\text{untag}}^0}^{\text{extr}} = 1.93 \pm 0.40(\text{stat.})_{-0.16}^{+0.12}(\text{syst.})\%.$$

In the full kinematic phase space, the extrapolated fractions of D^{*+} and untagged D^0 mesons originating from D_{s1}^+ can be expressed as

$$\mathcal{F}_{D_{s1}^+ \rightarrow D^{*+}K^0/D^{*+}}^{\text{extr}} = \frac{f(c \rightarrow D_{s1}^+)}{f(c \rightarrow D^{*+})} \cdot \mathcal{B}_{D_{s1}^+ \rightarrow D^{*+}K^0},$$

$$\mathcal{F}_{D_{s1}^+ \rightarrow D^{*0}K^+/D_{\text{untag}}^0}^{\text{extr}} = \frac{f(c \rightarrow D_{s1}^+)}{f(c \rightarrow D_{\text{untag}}^0)} \cdot \mathcal{B}_{D_{s1}^+ \rightarrow D^{*0}K^+},$$

where the fragmentation fractions $f(c \rightarrow D_{s1}^+)$, $f(c \rightarrow D^{*+})$ and $f(c \rightarrow D_{\text{untag}}^0)$ are the rates of c quarks hadronising as a given charm meson, and $\mathcal{B}_{D_{s1}^+ \rightarrow D^{*+}K^0}$ and $\mathcal{B}_{D_{s1}^+ \rightarrow D^{*0}K^+}$ are the corresponding branching fractions.

These expressions provide a means to calculate the fragmentation fraction $f(c \rightarrow D_{s1}^+)$ and the ratio of the two D_{s1}^+ branching fractions:

$$f(c \rightarrow D_{s1}^+) = \frac{\mathcal{F}_{D_{s1}^+ \rightarrow D^{*+}K^0/D^{*+}}^{\text{extr}} \cdot f(c \rightarrow D^{*+}) + \mathcal{F}_{D_{s1}^+ \rightarrow D^{*0}K^+/D_{\text{untag}}^0}^{\text{extr}} \cdot f(c \rightarrow D_{\text{untag}}^0)}{\mathcal{B}_{D_{s1}^+ \rightarrow D^{*+}K^0} + \mathcal{B}_{D_{s1}^+ \rightarrow D^{*0}K^+}},$$

$$\frac{\mathcal{B}_{D_{s1}^+ \rightarrow D^{*0}K^+}}{\mathcal{B}_{D_{s1}^+ \rightarrow D^{*+}K^0}} = \frac{\mathcal{F}_{D_{s1}^+ \rightarrow D^{*0}K^+/D_{\text{untag}}^0}^{\text{extr}} \cdot f(c \rightarrow D_{\text{untag}}^0)}{\mathcal{F}_{D_{s1}^+ \rightarrow D^{*+}K^0/D^{*+}}^{\text{extr}} \cdot f(c \rightarrow D^{*+})}.$$

Using $f(c \rightarrow D^{*+})$ and $f(c \rightarrow D^0)$ [30], recalculated with the updated values of the branching fractions [1], and calculating the fragmentation fraction into untagged D^0

$$\begin{aligned} f(c \rightarrow D_{\text{untag}}^0) &= f(c \rightarrow D^0) - f(c \rightarrow D^{*+}) \cdot \mathcal{B}_{D^{*+} \rightarrow D^0\pi^+} \\ &= 39.8 \pm 1.9(\text{stat.}) \pm 1.5(\text{syst.})_{-2.1}^{+1.5}(\text{br.}) \%, \end{aligned}$$

where $\mathcal{B}_{D^{*+} \rightarrow D^0\pi^+}$ is the branching fraction of the decay $D^{*+} \rightarrow D^0\pi^+$ (67.7% [1]) and the third uncertainty is due to the branching-fraction uncertainties, yields

$$\frac{\mathcal{B}_{D_{s1}^+ \rightarrow D^{*0}K^+}}{\mathcal{B}_{D_{s1}^+ \rightarrow D^{*+}K^0}} = 2.3 \pm 0.6(\text{stat.}) \pm 0.3(\text{syst.})$$

in comparison with the world average value of 1.27 ± 0.21 [1]. Isospin invariance requires the matrix elements of the two measured D_{s1}^+ decay modes to be the same, while an enhancement of the $D^{*0}K^+$ final state is expected due to the larger phase space [41].

Assuming that the decay width of the D_{s1}^+ is saturated by the D^*K final states, i.e.

$$\mathcal{B}_{D_{s1}^+ \rightarrow D^{*+}K^0} + \mathcal{B}_{D_{s1}^+ \rightarrow D^{*0}K^+} = 1,$$

yields $f(c \rightarrow D_{s1}^+)$ (Table 3). The measured fragmentation fraction value agrees with those obtained in e^+e^- annihilations and is above the prediction of the thermodynamical model [42].

The ratio for the two 1^+ states

$$f(c \rightarrow D_{s1}^+)/f(c \rightarrow D_1^0) = 0.31 \pm 0.06(\text{stat.})_{-0.04}^{+0.05}(\text{syst.})$$

represents the strangeness-suppression factor for P -wave charm mesons. The measured value agrees with measurements of the strangeness-suppression factor for the lowest-mass charm mesons [13,30,47] and with the value of 0.3, used by default in simulations based on the Lund string fragmentation scheme [48].

7 Search for the radially excited charm meson $D^{*'+}$

To search for the $D^{*'+} \rightarrow D^{*+}\pi^+\pi^-$ decays, a $D^{*'+}$ candidate was formed by combining each selected D^{*+} candidate (Section 4.1) with two additional tracks with opposite charges. The additional tracks were assumed to be pions (π_a^\pm), and were required to satisfy the pion dE/dx hypothesis with $l_\pi > 0.01$ (Section 4). To reduce the combinatorial background, the cuts $\eta(\pi_a^\pm) < 1.1$ and $\cos\theta^*(D^{*+}) < 0.8$ were imposed, where $\theta^*(D^{*+})$ is the angle between the D^{*+} in the $D^{*+}\pi_a^+\pi_a^-$ rest frame and the $D^{*+}\pi_a^+\pi_a^-$ line of flight in the laboratory frame. To further reduce the combinatorial background, the following requirements were applied:

$$p_T(\pi_a^\pm) > 0.15 \text{ GeV}, \quad p_T(D^{*+}\pi_a^+\pi_a^-)/E_T^{\theta > 10} > 0.25$$

for the D^{*+} decay channel (1) and

$$p_T(\pi_a^\pm) > 0.25 \text{ GeV}, \quad p_T(D^{*+}\pi_a^+\pi_a^-)/E_T^{\theta > 10} > 0.30$$

for the D^{*+} decay channel (2).

For each $D^{*'+}$ candidate, the extended mass difference, $\Delta M^{\text{ext}} = M(K\pi\pi_s\pi_a^+\pi_a^-) - M(K\pi\pi_s)$ or $\Delta M^{\text{ext}} = M(K\pi\pi\pi_s\pi_a^+\pi_a^-) - M(K\pi\pi\pi_s)$, was calculated. The invariant mass of the $D^{*+}\pi_a^+\pi_a^-$ system was calculated as $M(D^{*+}\pi_a^+\pi_a^-) = \Delta M^{\text{ext}} + M(D^{*+})_{\text{PDG}}$. The resolution in $M(D^{*+}\pi_a^+\pi_a^-)$ around 2.64 GeV, where a narrow signal was reported by the DELPHI Collaboration [10], was estimated from MC simulations to be 5.6 MeV.

Figure 10 shows the $M(D^{*+}\pi_a^+\pi_a^-)$ distribution below 2.9 GeV. The distribution was investigated in the full accessible range; no narrow resonance was observed.

An estimate of the fraction of $D^{*'+}$ mesons originating from the $D^{*'+} \rightarrow D^{*+}\pi^+\pi^-$ decays was performed in the signal window of $2.59 < M(D^{*+}\pi_a^+\pi_a^-) < 2.69$ GeV. This window covers both theoretical predictions [9] and the DELPHI measurement [10]. The $M(D^{*+}\pi_a^+\pi_a^-)$ distribution was fitted outside the signal window to the background functional form with two shape parameters, $x^A \exp(-Bx)$, where $x = \Delta M^{\text{ext}} - 2m_{\pi^+}$. The number of reconstructed $D^{*'+}$ mesons was estimated to be 104 ± 83 by subtracting the background function, integrated over the signal window, from the observed number of candidates in the window.

The number of reconstructed $D^{*'+} \rightarrow D^{*+}\pi^+\pi^-$ decays was divided by the number of reconstructed D^{*+} mesons, yielding a fraction of D^{*+} mesons originating from the $D^{*'+}$ decays. To correct the measured fraction for detector effects, the relative acceptance was calculated using the MC simulation (Section 3) as a ratio of an acceptance for the $D^{*'+} \rightarrow D^{*+}\pi^+\pi^-$ state to the inclusive D^{*+} acceptance. The acceptance of the requirement $l_\pi > 0.01$ for the additional tracks was calculated with data (Section 5.4). Subtraction

of the small b -quark contribution, performed under a conservative assumption that all D^{*+} mesons are produced in charm fragmentation, changed the relative acceptance by $\sim 1.7\%$ of its value. The relative acceptance was found to be 34% in the kinematic range described in Section 4.1.

The fraction, \mathcal{F} , of D^{*+} mesons originating from D^{*+} decays was calculated in the kinematic range $|\eta(D^{*+})| < 1.6$ and $p_T(D^{*+}) > 1.35$ GeV for the D^{*+} decay channel (1), combined with channel (2) for $p_T(D^{*+}) > 2.8$ GeV:

$$\mathcal{F}_{D^{*+} \rightarrow D^{*+} \pi^+ \pi^- / D^{*+}} = 0.54 \pm 0.43(\text{stat.})_{-0.08}^{+0.03}(\text{syst.})\%.$$

The fraction measured in the restricted $p_T(D^{*+})$ and $\eta(D^{*+})$ kinematic range was extrapolated to the fraction in the full kinematic phase space (Section 5.4). Applying the estimated extrapolation factor, ~ 1.2 , gives

$$\mathcal{F}_{D^{*+} \rightarrow D^{*+} \pi^+ \pi^- / D^{*+}}^{\text{extr}} = 0.67 \pm 0.53(\text{stat.})_{-0.10}^{+0.03}(\text{syst.})\%.$$

In the full kinematic phase space, the extrapolated ratio can be expressed as

$$\mathcal{F}_{D^{*+} \rightarrow D^{*+} \pi^+ \pi^- / D^{*+}}^{\text{extr}} = \frac{f(c \rightarrow D^{*+})}{f(c \rightarrow D^{*+})} \cdot \mathcal{B}_{D^{*+} \rightarrow D^{*+} \pi^+ \pi^-},$$

where the fragmentation fraction $f(c \rightarrow D^{*+})$ is the rate of c quarks hadronising as D^{*+} , and $\mathcal{B}_{D^{*+} \rightarrow D^{*+} \pi^+ \pi^-}$ is the branching fraction of the decay $D^{*+} \rightarrow D^{*+} \pi^+ \pi^-$.

Using $f(c \rightarrow D^{*+})$ [30], recalculated with the updated branching fractions [1], an upper limit was set on the product of the fraction of c quarks hadronising as a D^{*+} meson and the branching fraction of the $D^{*+} \rightarrow D^{*+} \pi^+ \pi^-$ decay in the mass range $2.59 < M(D^{*+} \pi_a^+ \pi_a^-) < 2.69$ GeV:

$$f(c \rightarrow D^{*+}) \cdot \mathcal{B}_{D^{*+} \rightarrow D^{*+} \pi^+ \pi^-} < 0.4\% \quad (95\% \text{ C.L.}).$$

The upper limit is the frequentist confidence bound calculated assuming a Gaussian probability function in the unified approach [49]. It is stronger than the 0.9% limit on D^{*+} production in charm fragmentation obtained by OPAL [11].

The ratio of the $D^{*+} \rightarrow D^{*+} \pi^+ \pi^-$ to $D_1^0, D_2^{*0} \rightarrow D^{*+} \pi^-$ decay yields, calculated as

$$\mathcal{R}_{D^{*+} \rightarrow D^{*+} \pi^+ \pi^- / D_1^0, D_2^{*0} \rightarrow D^{*+} \pi^-} = \frac{\mathcal{F}_{D^{*+} \rightarrow D^{*+} \pi^+ \pi^- / D^{*+}}^{\text{extr}}}{\mathcal{F}_{D_1^0 \rightarrow D^{*+} \pi^- / D^{*+}}^{\text{extr}} + \mathcal{F}_{D_2^{*0} \rightarrow D^{*+} \pi^- / D^{*+}}^{\text{extr}}},$$

is compared with those obtained by DELPHI [10] and OPAL [11] in Table 5. The ZEUS measurement is more sensitive to the existence of a narrow resonance decaying to $D^{*+} \pi^+ \pi^-$. However, it is sensitive only to the resonance production in charm fragmentation while the LEP measurements are also sensitive to beauty fragmentation.

8 Systematic uncertainties

The systematic uncertainties of the measured values were determined by varying the analysis procedure and repeating all calculations. The sizes of the variations were chosen commensurate with the estimated uncertainties of the relevant parameters and variables. The following groups of systematic uncertainties were considered.

- $\{\delta_1\}$ The uncertainties related to the signal and helicity extraction procedures were obtained as follows:
 - for the D^{*+} signals: the ranges for the background normalisation were reduced by 2 MeV on either side; the fit was used instead of the subtraction procedure;
 - for the D^+ signal: the range for the signal fit was reduced by 20 MeV on either side; the amounts of the subtracted D_s^+ and Λ_c^+ reflections were varied in the range of their uncertainties; a higher-order polynomial was included in the background parametrisation;
 - for the untagged D^0 signal: the range for the signal fit was reduced by 20 MeV on either side; the value of $M(K\pi)$, where the background form with the exponential enhancement turns into the linear form, was varied between 1.84 GeV and 1.88 GeV; a higher-order polynomial was included in the background parametrisation;
 - for the D_1^0 and D_2^{*0} signals: the ranges for the signal fit were reduced by 20 MeV on either side; higher-order polynomials were included in the exponential of the background parametrisations; the masses and widths of the wide excited charm mesons were varied in the range of their uncertainties [1] and their yields were varied by $\pm 50\%$;
 - for the D_1^0 helicity distribution: the acceptance dependence on the helicity angle was varied in the range of its uncertainty; the background functions in the four helicity intervals were allowed to have separate normalisations;
 - for the D_{s1}^+ signals: the ranges for the signal fit were reduced by 12 MeV on the upper side; higher-order polynomials were included in the exponential of the background parametrisations; the average shift of the signal in the $M(D^0 K_a)$ distribution with respect to the mass of D_{s1}^+ meson was varied in the range of its uncertainty (Section 6.2);
 - for the D_{s1}^+ helicity distribution: the acceptance dependence on the helicity angle was varied in the range of its uncertainty; the background function was allowed to have a free helicity parameter;

- for the D^{*+} signal search: the range for the background fit was reduced by 12 MeV on the upper side; a higher-order polynomial was included in the exponential of the background parametrisation;
- $\{\delta_2\}$ The uncertainty of the tracking reconstruction and simulation was taken into account by varying all momenta by $\pm 0.1\%$ (magnetic field uncertainty) and by changing the track momentum and angular resolutions by $\pm 5\%$ of their values.
- $\{\delta_3\}$ The uncertainties of $M(D^{*+})_{\text{PDG}} - M(D^+)_{\text{PDG}}$, $M(D^{*+})_{\text{PDG}} - M(D^0)_{\text{PDG}}$ and $M(K_S^0)_{\text{PDG}}$ were included.
- $\{\delta_4\}$ The uncertainties of the dE/dx requirements applied to the additional tracks (Sections 5.4, 6.4 and 7) were taken into account.
- $\{\delta_5\}$ The uncertainty of the CAL simulation was determined by varying the CAL energy scale by $\pm 2\%$.
- $\{\delta_6\}$ The uncertainties of the fragmentation fractions $f(c \rightarrow D^{*+})$, $f(c \rightarrow D^+)$ and $f(c \rightarrow D_{\text{untag}}^0)$ were determined by adding in quadrature their statistical and systematic uncertainties and the errors originating from the branching-fraction uncertainties. The uncertainty of the branching fraction of the K_S^0 decay into $\pi^+\pi^-$ [1] was also taken into account.
- $\{\delta_7\}$ The model dependence of the acceptance corrections was estimated by varying the $p_T(D^{*+}, D^+, D^0)$ and $\eta(D^{*+}, D^+, D^0)$ distributions of the MC sample by their uncertainties; the MC fraction of the lowest-mass charm mesons produced in a vector state was taken to be 0.6 ± 0.1 .
- $\{\delta_8\}$ The uncertainty of the beauty subtraction was determined by varying the b -quark cross section by a factor of two in the MC sample and by varying the branching fractions of b -quarks to charm hadrons by their uncertainties [36–39].
- $\{\delta_9\}$ The extrapolation uncertainties were determined by varying relevant parameters of the PYTHIA simulation using the Bowler modification [27] of the Lund symmetric fragmentation function [28]⁶. The following variations were performed:
 - the mass of the c quark was taken to be 1.5 ± 0.2 GeV;
 - the strangeness suppression factor was taken to be 0.3 ± 0.1 ;
 - the fraction of the lowest-mass charm mesons produced in a vector state was taken to be 0.6 ± 0.1 ;

⁶ An adequate use of the Peterson fragmentation function [50] for the extrapolation was not possible due to the absence of predictions or measurements of the Peterson parameter values for all involved charm mesons. Using the Peterson fragmentation function with the same parameter value (0.05) for all charm mesons increases the extrapolation factors by 10 – 25%.

- production rates of the excited charm and charm-strange mesons were varied by $\pm 50\%$ around the central values tuned to reproduce the measured fractions of c quarks hadronising into D_1^0 , D_2^{*0} or D_{s1}^+ ;
- the Bowler fragmentation function parameter r_c was varied from the predicted value 1 to 0.5; the a and b parameters of the Lund symmetric function were varied by $\pm 20\%$ around their default values [21].

Contributions from the different systematic uncertainties were calculated and added in quadrature separately for positive and negative variations. The results are given in Tables 6–7.

The relatively narrow ΔM , $M(K\pi\pi)$ and $M(K\pi)$ ranges, used for the excited charm and charm-strange meson studies, selected only the central parts of the D^{*+} , D^+ and D^0 signals, respectively (Section 4). It was checked that increasing the narrow ranges by 25 – 50% produced no effect on the results beyond the expected statistical fluctuations. Similarly, no systematic shifts were found when removing the $\eta(\pi_a, K_a) < 1.1$ requirement from the excited state selections (Sections 5.1, 5.2, 6.2 and 7). It was also checked that the D_1^0 width value cannot be significantly reduced by including an interference between the signal and background.

9 Summary

Sizeable production of the excited charm and charm-strange mesons was observed in ep interactions. The measured masses of the D_1^0 , D_2^{*0} and D_{s1}^+ are in reasonable agreement with the world average values [1]. The measured D_1^0 width is

$$\Gamma(D_1^0) = 53.2 \pm 7.2(\text{stat.})_{-4.9}^{+3.3}(\text{syst.}) \text{ MeV}$$

which is above the world average value $20.4 \pm 1.7 \text{ MeV}$ [1].

The measured D_1^0 helicity parameter is

$$h(D_1^0) = 5.9_{-1.7}^{+3.0}(\text{stat.})_{-1.0}^{+2.4}(\text{syst.}),$$

which is inconsistent with the prediction of $h = 0$ for a pure S -wave decay of the 1^+ state, and is consistent with the prediction of $h = 3$ for a pure D -wave decay. In the general case of D - and S -wave mixing, the allowed region of the mixing parameters is consistent with the CLEO measurement [35] and marginally consistent with the BELLE result [4].

The measured D_{s1}^+ helicity parameter is

$$h(D_{s1}^+) = -0.74_{-0.17}^{+0.23}(\text{stat.})_{-0.05}^{+0.06}(\text{syst.}).$$

This value is inconsistent with the prediction of $h = 3$ for a pure D -wave decay of the 1^+ state, and is barely consistent with the prediction of $h = 0$ for a pure S -wave decay. The measurement suggests a significant contribution of both D - and S -wave amplitudes to the $D_{s1}(2536)^+ \rightarrow D^{*+} K_S^0$ decay. The allowed region of the mixing parameters is consistent with the CLEO measurement [45] and with the BELLE result [46].

The ratios of the dominant D_2^{*0} and D_{s1}^+ branching fractions are

$$\frac{\mathcal{B}_{D_2^{*0} \rightarrow D^+ \pi^-}}{\mathcal{B}_{D_2^{*0} \rightarrow D^{*+} \pi^-}} = 2.8 \pm 0.8(\text{stat.})_{-0.6}^{+0.5}(\text{syst.}),$$

$$\frac{\mathcal{B}_{D_{s1}^+ \rightarrow D^{*0} K^+}}{\mathcal{B}_{D_{s1}^+ \rightarrow D^{*+} K^0}} = 2.3 \pm 0.6(\text{stat.}) \pm 0.3(\text{syst.})$$

in agreement with the world average values [1].

The fractions of c quarks hadronising into D_1^0 , D_2^{*0} or D_{s1}^+ mesons are consistent with those obtained in e^+e^- annihilations (Table 3), in agreement with charm fragmentation universality. Sizeable fractions of the D^{*+} , D^+ and D^0 mesons emanate from these excited states.

No radially excited $D^{*'+}$ meson was observed. An upper limit, stronger than that obtained by OPAL [11], was set on the product of the fraction of c quarks hadronising as a $D^{*'+}$ meson and the branching fraction of the $D^{*'+} \rightarrow D^{*+} \pi^+ \pi^-$ decay in the range of the $D^{*'+}$ mass from 2.59 to 2.69 GeV:

$$f(c \rightarrow D^{*'+}) \cdot \mathcal{B}_{D^{*'+} \rightarrow D^{*+} \pi^+ \pi^-} < 0.4\% \quad (95\% \text{ C.L.}).$$

Appendix

Relativistic Breit-Wigner function

The mass distribution, M , of a resonance with a non-negligible natural width decaying into two particles is described by a relativistic Breit-Wigner function with a mass-dependent width [51]:

$$\frac{dN}{dM} \propto \frac{M M_0 \Gamma(M)}{(M^2 - M_0^2)^2 + M_0^2 \Gamma^2(M)},$$

$$\Gamma(M) = \Gamma_0 \frac{M_0}{M} \left(\frac{p^*}{p_0^*} \right)^{2l+1} F^l(p^*, p_0^*),$$

where Γ_0 is the nominal resonance width, p^* is the momentum of the decay products in the resonance rest frame and p_0^* is the value of p^* at the resonance nominal mass M_0 .

The hadron transition form-factor, $F^l(p^*, p_0^*)$, in the Blatt-Weisskopf parametrisation [52] equals 1 for S -wave ($l = 0$) decays and

$$F^2(p^*, p_0^*) = \frac{9 + 3(p_0^* r)^2 + (p_0^* r)^4}{9 + 3(p^* r)^2 + (p^* r)^4}$$

for D -wave ($l = 2$) decays, where $r = 1.6 \text{ GeV}^{-1}$ is a hadron scale.

Acknowledgements

We would like to thank the DESY Directorate for their strong support and encouragement. The remarkable achievements of the HERA machine group were essential for the successful completion of this work and are greatly appreciated. The design, construction and installation of the ZEUS detector was made possible by the efforts of many people who are not listed as authors. We thank Stephen Godfrey for useful discussions.

References

- [1] W.-M. Yao et al. (Particle Data Group), J. Phys. **G 33**, 1 (2006) and 2007 partial update for the 2008 edition, available on <http://pdg.lbl.gov>.
- [2] N. Isgur and M.B. Wise, Phys. Lett. **B 232**, 113 (1989);
M. Neubert, Phys. Rev. **A 245**, 259 (1994).
- [3] N. Isgur and M. B. Wise, Phys. Rev. Lett. **66**, 1130 (1991);
J. L. Rosner, Comm. Nucl. Part. Phys. **16**, 109 (1986).
- [4] BELLE Coll., K. Abe et al., Phys. Rev. **D 69**, 112002 (2004).
- [5] FOCUS Coll., J.M. Link et al., Phys. Lett. **B 586**, 11 (2004).
- [6] BABAR Coll., B. Aubert et al., Phys. Rev. Lett. **90**, 242001 (2003).
- [7] CLEO Coll., D. Besson et al., Phys. Rev. **D 68**, 032002 (2003).
- [8] S. Godfrey and N. Isgur, Phys. Rev. **D 32**, 189 (1985).
- [9] D. Ebert, V.O. Galkin and R.N. Faustov, Phys. Rev. **D 57**, 5663 (1998).
- [10] DELPHI Coll., P. Abreu et al., Phys. Lett. **B 426**, 231 (1998).
- [11] OPAL Coll., G. Abbiendi et al., Eur. Phys. J. **C 20**, 445 (2001).
- [12] H1 Coll., A. Aktas et al., Eur. Phys. J. **C 51**, 271 (2007) and references therein.
- [13] ZEUS Coll., S. Chekanov et al., JHEP **07**, 074 (2007) and references therein.
- [14] ZEUS Coll., U. Holm (ed.), *The ZEUS Detector*. Status Report (unpublished), DESY (1993), available on <http://www-zeus.desy.de/bluebook/bluebook.html>.
- [15] N. Harnew et al., Nucl. Inst. Meth. **A 279**, 290 (1989);
B. Foster et al., Nucl. Phys. Proc. Suppl. **B 32**, 181 (1993);
B. Foster et al., Nucl. Inst. Meth. **A 338**, 254 (1994).
- [16] ZEUS Coll., J. Breitweg et al., Phys. Lett. **B 481**, 213 (2000).
- [17] ZEUS Coll., J. Breitweg et al., Eur. Phys. J. **C 18**, 625 (2001).
- [18] D. Bartsch. Ph.D. Thesis, Bonn University, Report BONN-IR-2007-05, 2007.
- [19] M. Derrick et al., Nucl. Inst. Meth. **A 309**, 77 (1991);
A. Andresen et al., Nucl. Inst. Meth. **A 309**, 101 (1991);
A. Caldwell et al., Nucl. Inst. Meth. **A 321**, 356 (1992);
A. Bernstein et al., Nucl. Inst. Meth. **A 336**, 23 (1993).
- [20] J. Andrusków et al., Preprint DESY-92-066, DESY, 1992;
ZEUS Coll., M. Derrick et al., Z. Phys. **C 63**, 391 (1994);
J. Andrusków et al., Acta Phys. Pol. **B 32**, 2025 (2001).

- [21] T. Sjöstrand, *Comp. Phys. Comm.* **82**, 74 (1994).
- [22] H. Jung, *Comp. Phys. Comm.* **86**, 147 (1995).
- [23] A. Kwiatkowski, H. Spiesberger and H.-J. Möhring, *Comp. Phys. Comm.* **69**, 155 (1992). Also in *Proc. Workshop Physics at HERA*, 1991, DESY, Hamburg.
- [24] CTEQ Coll., H.L. Lai et al., *Eur. Phys. J. C* **12**, 375 (2000).
- [25] M. Glück, E. Reya and A. Vogt, *Phys. Rev. D* **46**, 1973 (1992).
- [26] B. Andersson et al., *Phys. Rep.* **97**, 31 (1983).
- [27] M.G. Bowler, *Z. Phys. C* **11**, 169 (1981).
- [28] B. Andersson, G. Gustafson and B. Söderberg, *Z. Phys. C* **20**, 317 (1983).
- [29] R. Brun et al., *GEANT3*, Technical Report CERN-DD/EE/84-1, CERN, 1987.
- [30] ZEUS Coll., S. Chekanov et al., *Eur. Phys. J. C* **44**, 351 (2005).
- [31] W.H. Smith, K. Tokushuku and L.W. Wiggers, *Proc. Computing in High-Energy Physics (CHEP), Annecy, France, Sept. 1992*, C. Verkerk and W. Wojcik (eds.), p. 222. CERN, Geneva, Switzerland (1992). Also in preprint DESY 92-150B.
- [32] ZEUS Coll., S. Chekanov et al., *Eur. Phys. J. C* **38**, 29 (2004).
- [33] M.-Lu, M.B. Wise and N. Isgur, *Phys. Rev. D* **45**, 1553 (1992).
- [34] A.F. Falk and M.E. Peskin, *Phys. Rev. D* **49**, 3320 (1994).
- [35] CLEO Coll., P. Avery et al., *Phys. Lett. B* **331**, 236 (1994).
Erratum-ibid **B 342**, 453 (1995).
- [36] ALEPH Coll., D. Buskulic et al., *Phys. Lett. B* **388**, 648 (1996).
- [37] OPAL Coll., K. Ackerstaff et al., *Eur. Phys. J. C* **1**, 439 (1997).
- [38] OPAL Coll., K. Ackerstaff et al., *Z. Phys. C* **76**, 425 (1997).
- [39] ALEPH Coll., A. Heister et al., *Phys. Lett. B* **526**, 34 (2002).
- [40] J.L. Rosner, *Comm. Nucl. Part. Phys.* **16**, 109 (1986).
- [41] S. Godfrey and R. Kokoski, *Phys. Rev. D* **43**, 1130 (1991).
- [42] F. Becattini, *Z. Phys. C* **69**, 485 (1996).
- [43] Yi-Jin Pei, *Z. Phys. C* **72**, 39 (1996).
- [44] P. Billoir and S. Qian, *Nucl. Inst. Meth. A* **311**, 139 (1992).
- [45] CLEO Coll., J. P. Alexander et al., *Phys. Lett. B* **303**, 377 (1993).
- [46] BELLE Coll., V. Balagura et al., *Phys. Rev. D* **77**, 032001 (2008).
- [47] H1 Coll., A. Aktas et al., *Eur. Phys. J. C* **38**, 447 (2005).

- [48] T. Sjöstrand, *Comp. Phys. Comm.* **39**, 347 (1986);
T. Sjöstrand and M. Bengtsson, *Comp. Phys. Comm.* **43**, 367 (1987).
- [49] G.J. Feldman and R.D. Cousins, *Phys. Rev. D* **57**, 3873 (1998).
- [50] C. Peterson et al., *Phys. Rev. D* **27**, 105 (1983).
- [51] J.D. Jackson, *Nuovo Cimento* **34**, 1644 (1964).
- [52] J. Blatt and V. Weisskopf, *Theoretical Nuclear Physics*. John Wiley & Sons, New York, (1952), p. 361.

decay	D^{*+} channel (1)	D^{*+} channel (2)
$p_T(K)$ (GeV)	> 0.45	> 0.5
$p_T(\pi)$ (GeV)	> 0.45	> 0.2
$p_T(\pi_s)$ (GeV)	> 0.1	> 0.15
$p_T(D^{*+})/E_T^{\theta > 10^\circ}$	> 0.12	> 0.2
$p_T(D^{*+})$ (GeV)	> 1.35	> 2.8
$ \eta(D^{*+}) $	< 1.6	< 1.6
$M(D^0)$ (GeV) for $p_T(D^{*+}) < 3.25$ GeV	1.83 – 1.90	1.845 – 1.885
$M(D^0)$ (GeV) for $3.25 < p_T(D^{*+}) < 5$ GeV	1.82 – 1.91	1.845 – 1.885
$M(D^0)$ (GeV) for $5 < p_T(D^{*+}) < 8$ GeV	1.81 – 1.92	1.835 – 1.895
$M(D^0)$ (GeV) for $p_T(D^{*+}) > 8$ GeV	1.80 – 1.93	1.825 – 1.905

Table 1: Requirements applied for selections of D^{*+} candidates in the decay channels (1) and (2) (see text). The mass resolution dependence on $p_T(D^{*+})$ is taken into account in the requirement on consistency of the reconstructed and nominal D^0 masses.

final state	$D^{*+}\pi_a$	$D^+\pi_a$
Signal yields		
$N(D_1^0)$	3110 ± 340	
$N(D_2^{*0})$	870 ± 170	690 ± 160
Background parameters		
Yield	169 ± 18	1540 ± 300
A	0.37 ± 0.3	1.27 ± 0.7
B	1.3 ± 0.3	7.7 ± 0.4
C	-1.4 ± 0.3	2.3 ± 0.3

Table 2: The numbers of reconstructed D_1^0 and D_2^{*0} mesons and values of all free background parameters yielded by the simultaneous fit of the $M(D^+\pi_a)$ distribution and the $M(D^{*+}\pi_a)$ distributions in four helicity intervals (see text). The mass, width and helicity parameters are given in the text.

	$f(c \rightarrow D_1^0)$ [%]	$f(c \rightarrow D_2^{*0})$ [%]	$f(c \rightarrow D_{s1}^+)$ [%]
ZEUS	$3.5 \pm 0.4^{+0.4}_{-0.6}$	$3.8 \pm 0.7^{+0.5}_{-0.6}$	$1.11 \pm 0.16^{+0.08}_{-0.10}$
OPAL [38]	$2.1 \pm 0.7 \pm 0.3$	$5.2 \pm 2.2 \pm 1.3$	$1.6 \pm 0.4 \pm 0.3$
ALEPH [39]			$0.94 \pm 0.22 \pm 0.07$
Model [42]	1.7	2.4	0.54

Table 3: The fractions of c quarks hadronising into the D_1^0 , D_2^{*0} and D_{s1}^+ mesons (Sections 5.4 and 6.4). The first uncertainty is statistical and the second is systematic (Section 8).

final state	$D^{*+}K_S^0$	D^0K_a
Signal yields		
$N(D_{s1}^+)$	100 ± 13	136 ± 27
Background parameters		
A	0.43 ± 0.06	0.43 ± 0.05
B		4.3 ± 1.0

Table 4: The numbers of reconstructed D_{s1}^+ mesons and values of all free background parameters yielded by the unbinned likelihood fit performed simultaneously using values of $M(D^0K_a)$, $M(D^{*+}K_S^0)$ and helicity angle for $D^{*+}K_S^0$ combinations (see text). The mass, width and helicity parameters are given in the text.

	$\mathcal{R}_{D^{*l+} \rightarrow D^{*+} \pi^+ \pi^- / D_1^0, D_2^{*0} \rightarrow D^{*+} \pi^-}$
DELPHI [10], $Z^0 \rightarrow b\bar{b}, c\bar{c}$	$49 \pm 18 \pm 10 \%$
OPAL [11], $Z^0 \rightarrow b\bar{b}, c\bar{c}$	$5 \pm 10 \pm 0.2 \%$ $< 22 \%$ (95% C.L.)
ZEUS, $ep \rightarrow c\bar{c}X$	$4.5 \pm 3.6_{-0.7}^{+0.6} \%$ $< 12 \%$ (95% C.L.)

Table 5: The ratio of the $D^{*l+} \rightarrow D^{*+} \pi^+ \pi^-$ and $D_1^0, D_2^{*0} \rightarrow D^{*+} \pi^-$ decay yields, $\mathcal{R}_{D^{*l+} \rightarrow D^{*+} \pi^+ \pi^- / D_1^0, D_2^{*0} \rightarrow D^{*+} \pi^-}$. The first uncertainty is statistical and the second is systematic (Section 8).

	total	δ_1	δ_2	δ_3
$M(D_1^0)$ [MeV]	± 0.9	$+0.4$ -0.5	± 0.8	± 0.0
$M(D_2^{*0})$ [MeV]	$+1.2$ -1.3	$+0.6$ -0.8	± 1.0	$+0.1$ -0.0
$\Gamma(D_1^0)$ [MeV]	$+3.3$ -4.9	$+3.3$ -4.9	± 0.2	± 0.0
$h(D_1^0)$	$+2.4$ -1.0	$+2.4$ -1.0	± 0.0	± 0.0
$M(D_{s1}^+)$ [MeV]	± 0.10	$+0.06$ -0.05	± 0.08	± 0.02
$h(D_{s1}^+)$	$+0.06$ -0.05	$+0.06$ -0.05	—	± 0.00

Table 6: The total and δ_1 - δ_3 (see text) systematic uncertainties for the mass, width and helicity parameters of the excited charm and charm-strange mesons.

	total	δ_1	δ_2	δ_3	δ_4	δ_5	δ_6	δ_7	δ_8	δ_9
	(%)	(%)	(%)	(%)	(%)	(%)	(%)	(%)	(%)	(%)
$\mathcal{F}_{D_1^0 \rightarrow D^{*+}\pi^- / D^{*+}}^{\text{extr}}$	+9.3 -14.4	+8.5 -13.9	+0.6 -0.3	± 0.0	± 0.1	+2.2 -2.3	—	+1.1 -0.6	± 0.7	± 2.6
$\mathcal{F}_{D_2^0 \rightarrow D^{*+}\pi^- / D^{*+}}^{\text{extr}}$	+6.5 -7.1	+5.1 -5.9	+0.3 -0.5	± 0.0	± 0.1	+2.4 -2.1	—	+1.0 -0.6	± 1.2	+2.8 -2.9
$\mathcal{F}_{D_2^0 \rightarrow D^+\pi^- / D^+}^{\text{extr}}$	+12.3 -16.7	+10.8 -15.8	+3.0 -0.7	+0.2 -1.0	± 0.1	+2.8 -3.1	—	+1.0 -0.4	+1.4 -1.0	+4.6 -4.2
$\frac{\mathcal{B}_{D_2^0 \rightarrow D^+\pi^-}}{\mathcal{B}_{D_2^0 \rightarrow D^{*+}\pi^-}}$	+18.3 -20.0	+12.0 -16.1	+1.7 -0.4	± 0.2	± 0.0	+0.4 -1.0	+13.2 -11.2	+0.5 -0.8	+1.3 -0.9	+3.2 -4.8
$f(c \rightarrow D_1^0)$	+11.5 -16.4	+8.5 -13.9	+0.6 -0.3	± 0.0	± 0.1	+2.2 -2.3	+6.9 -7.8	+1.1 -0.6	± 0.7	± 2.6
$f(c \rightarrow D_2^0)$	+12.3 -14.6	+8.2 -11.8	+0.9 -0.0	+0.1 -0.7	± 0.1	+2.7 -2.8	+7.7 -7.1	+0.3 -0.0	+1.2 -1.0	+4.0 -3.6
$\mathcal{F}_{D_{s1}^+ \rightarrow D^{*+}K^0 / D^{*+}}^{\text{extr}}$	+4.5 -4.1	+1.6 -2.0	+0.7 -0.3	± 0.0	± 0.0	+0.1 -0.0	± 0.1	+1.7 -1.0	± 0.6	+3.7 -3.3
$\mathcal{F}_{D_{s1}^+ \rightarrow D^{*0}K^+ / D_{\text{untag}}^0}^{\text{extr}}$	+6.3 -8.3	+1.9 -4.0	+3.0 -0.7	± 0.2	± 0.3	+3.8 -3.5	—	+0.5 -0.4	+1.4 -0.7	+3.3 -6.2
$\frac{\mathcal{B}_{D_{s1}^+ \rightarrow D^{*0}K^+}}{\mathcal{B}_{D_{s1}^+ \rightarrow D^{*+}K^0}}$	+12.5 -13.3	+2.7 -4.3	+2.6 -0.4	+0.2 -1.0	± 0.3	+3.6 -3.5	+11.0 -10.3	+1.2 -1.8	+0.9 -0.4	+2.0 -6.0
$f(c \rightarrow D_{s1}^+)$	+7.4 -8.6	+1.4 -2.8	+2.3 -0.6	+0.1 -0.2	± 0.2	+2.6 -2.8	+5.3 -6.1	+0.6 -0.4	+1.1 -0.7	+3.2 -4.8
$\mathcal{F}_{D^{*+} \rightarrow D^{*+}\pi^+\pi^- / D^{*+}}^{\text{extr}}$	+4.7 -15.0	+3.0 -13.9	+1.6 -2.0	—	± 0.2	+2.0 -2.4	—	+1.3 -0.7	+2.0 -1.0	+1.2 -4.5

Table 7: The total and δ_1 - δ_9 (see text) systematic uncertainties for extrapolated fractions, for ratios of the dominant branching fractions and for fragmentation fractions of the excited charm and charm-strange mesons.

ZEUS

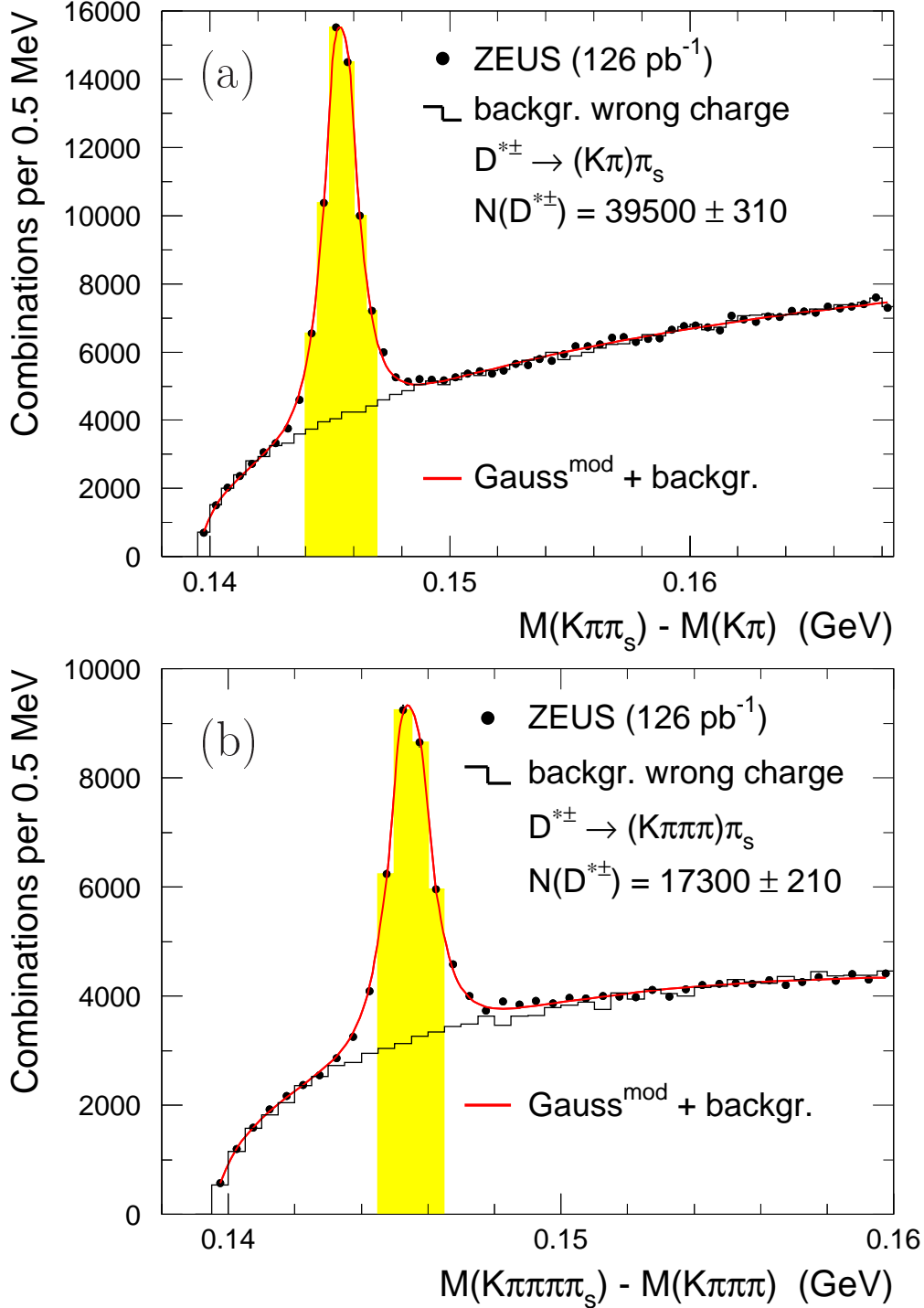


Figure 1: The distributions of the mass differences (dots), (a) $\Delta M = M(K\pi\pi_s) - M(K\pi)$ for $D^{*\pm} \rightarrow (K\pi)\pi_s$ candidates and (b) $\Delta M = M(K\pi\pi\pi\pi_s) - M(K\pi\pi\pi)$ for $D^{*\pm} \rightarrow (K\pi\pi\pi)\pi_s$ candidates. The solid curves represent fits to the sum of a modified Gaussian function and a background function. The histograms show the ΔM distributions for wrong-charge combinations. Only $D^{*\pm}$ candidates from the shaded ranges were used for the analysis of excited states.

ZEUS

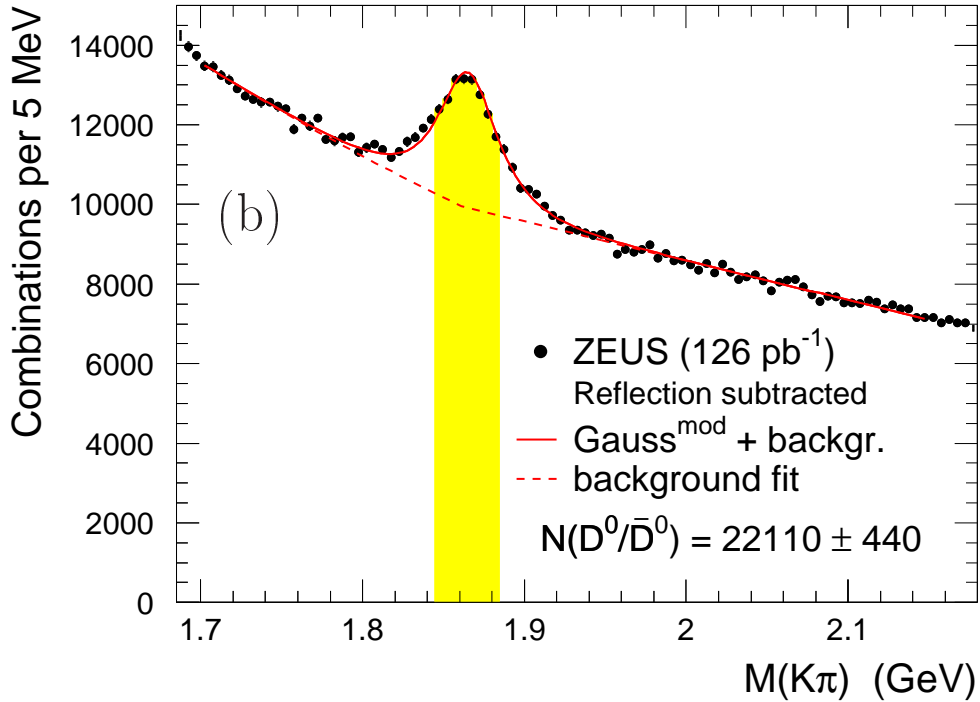
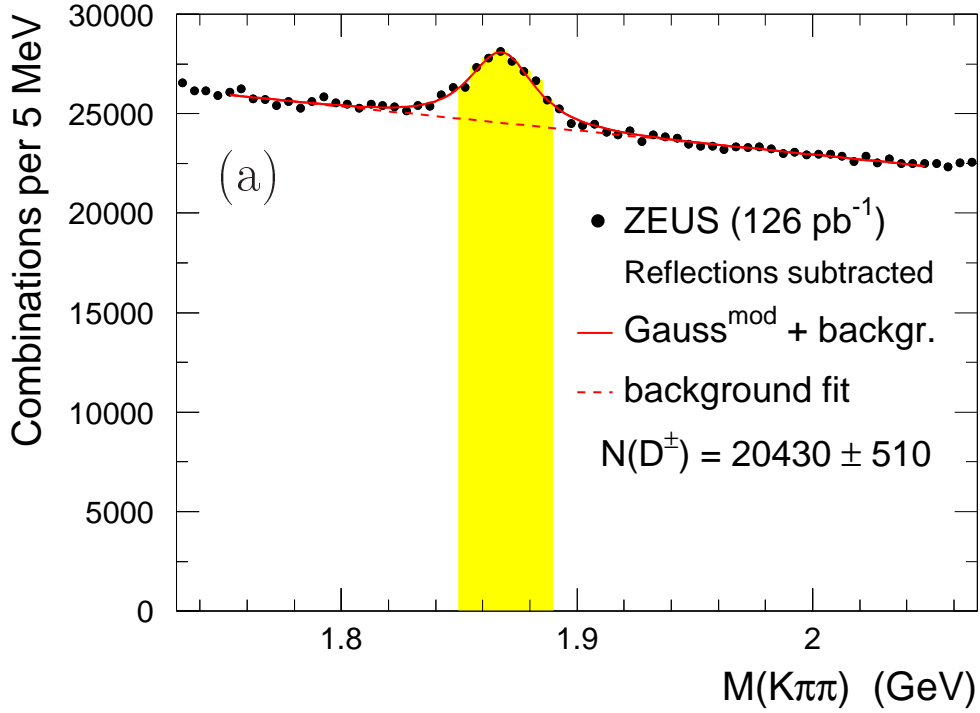


Figure 2: The distributions of the invariant masses (dots) for (a) the $D^\pm \rightarrow K\pi\pi$ candidates and (b) the $D^0/\bar{D}^0 \rightarrow K\pi$ candidates after the reflection subtractions. The solid curves represent fits to the sum of a modified Gaussian function and a background function (dashed curves). Only candidates from the shaded ranges were used for the analysis of excited states.

ZEUS

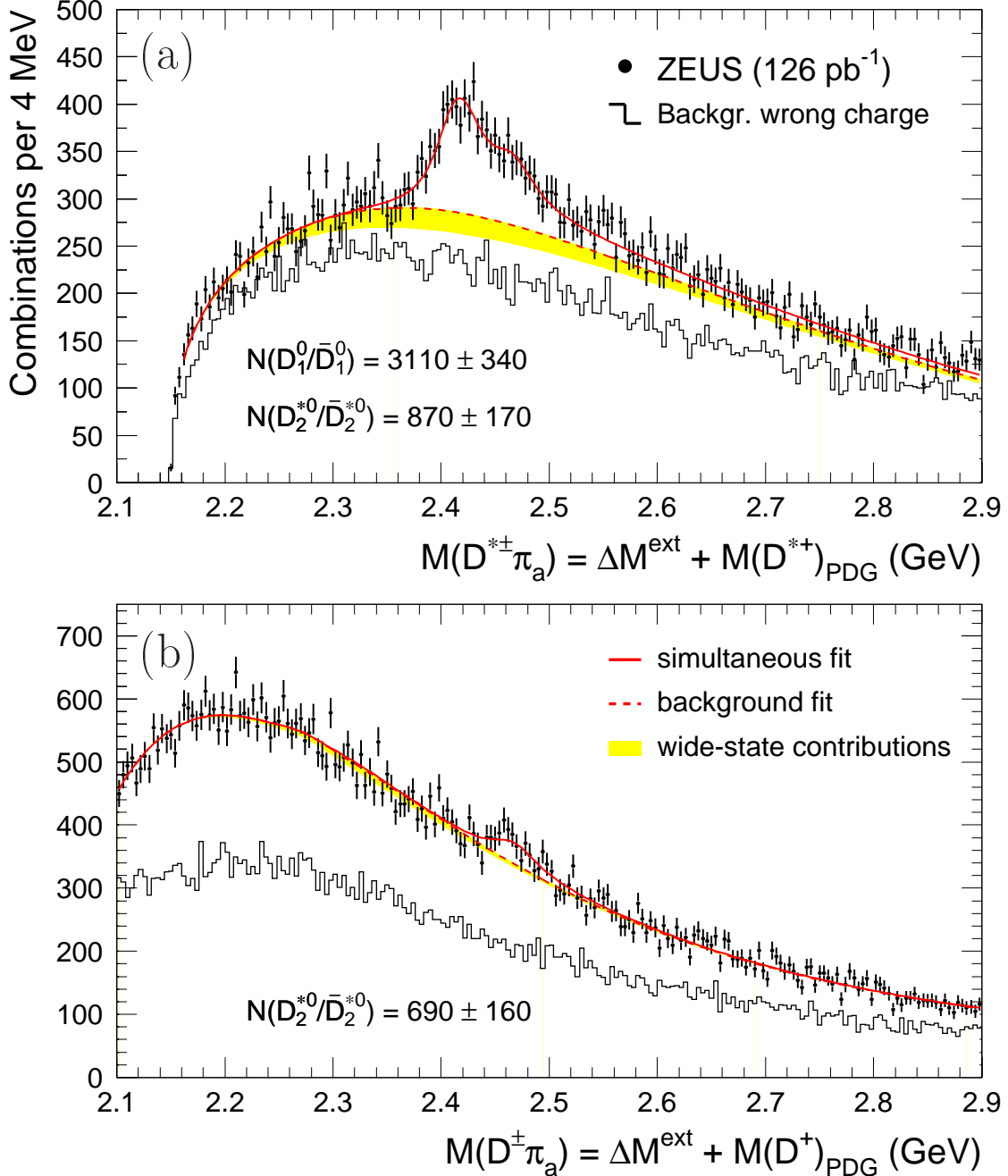


Figure 3: The distribution of (a) $M(D^{*\pm}\pi_a) = \Delta M^{\text{ext}} + M(D^{*+})_{\text{PDG}}$, where $\Delta M^{\text{ext}} = M(K\pi\pi_s\pi_a) - M(K\pi\pi_s)$ or $\Delta M^{\text{ext}} = M(K\pi\pi\pi\pi_s\pi_a) - M(K\pi\pi\pi\pi_s)$, for $D_1^0, D_2^{*0} \rightarrow D^{*\pm}\pi$ candidates and (b) $M(D^{\pm}\pi_a) = \Delta M^{\text{ext}} + M(D^+)_{\text{PDG}}$, where $\Delta M^{\text{ext}} = M(K\pi\pi\pi) - M(K\pi\pi)$, for $D_2^{*0} \rightarrow D^{\pm}\pi$ candidates (dots). The solid curves represent the result of the simultaneous fit with the background contribution given by the dashed curves (Section 5.3). Contributions from the wide $D_1(2430)^0$ and $D_0^*(2400)^0$ states are shown in (a) and (b), respectively, as shaded bands. The histograms show the distributions for wrong-charge combinations.

ZEUS

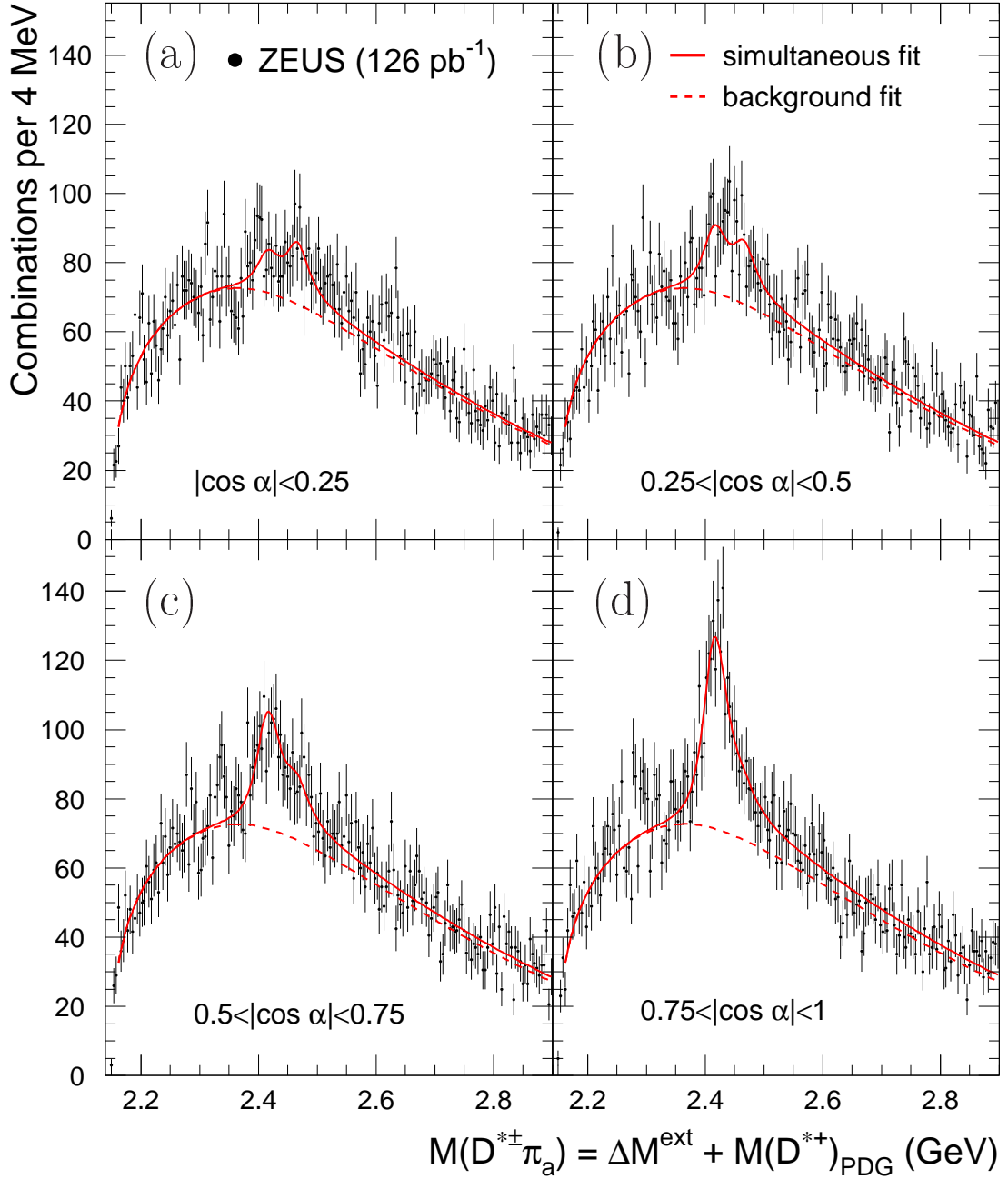


Figure 4: The distribution of $M(D^{*\pm}\pi_a) = \Delta M^{\text{ext}} + M(D^{*+})_{\text{PDG}}$ for $D_1^0, D_2^{*0} \rightarrow D^{\pm}\pi$ candidates in four helicity intervals: (a) $|\cos \alpha| < 0.25$, (b) $0.25 < |\cos \alpha| < 0.5$, (c) $0.5 < |\cos \alpha| < 0.75$ and (d) $0.75 < |\cos \alpha| < 1$ (dots). The solid curves represent the result of the simultaneous fit with the background contribution given by the dashed curves (see text).

ZEUS

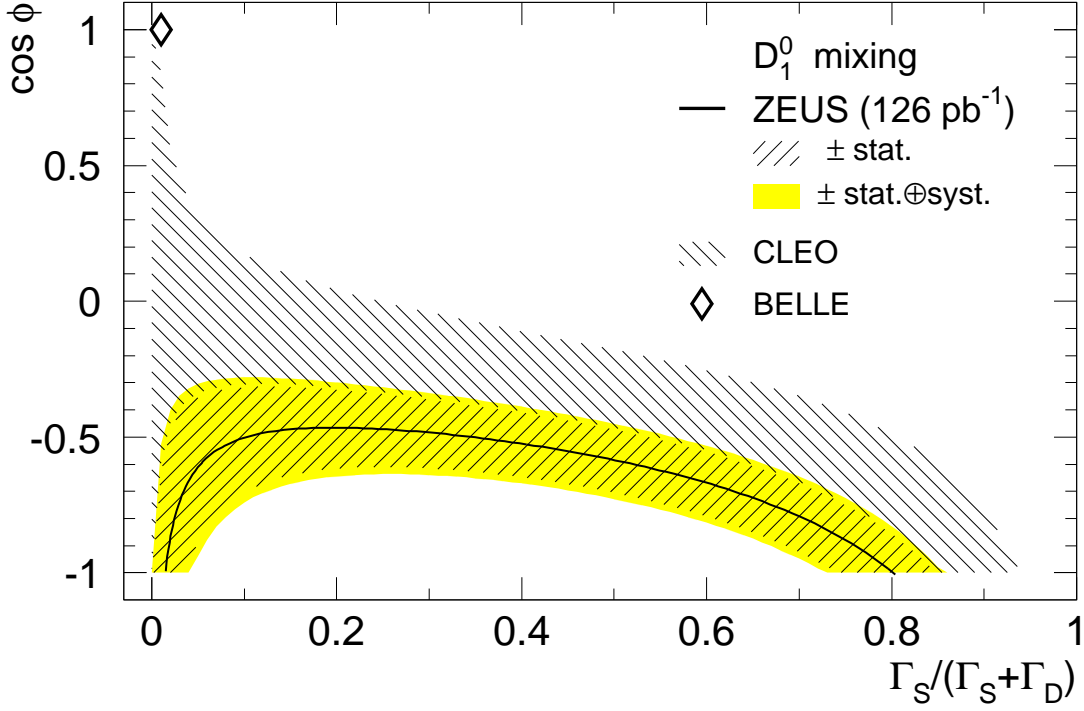


Figure 5: Cosine of the relative phase of S- and D-wave amplitudes versus $r = \Gamma_S / (\Gamma_S + \Gamma_D)$ in the $D_1(2420)^0 \rightarrow D^{*+} \pi^-$ decay from the ZEUS, CLEO and BELLE measurements. There is a marginal overlap between the ranges defined by the ZEUS and CLEO measurements. The difference between the ZEUS and BELLE measurements, evaluated with Eq. (6), is ~ 2 standard deviations.

ZEUS

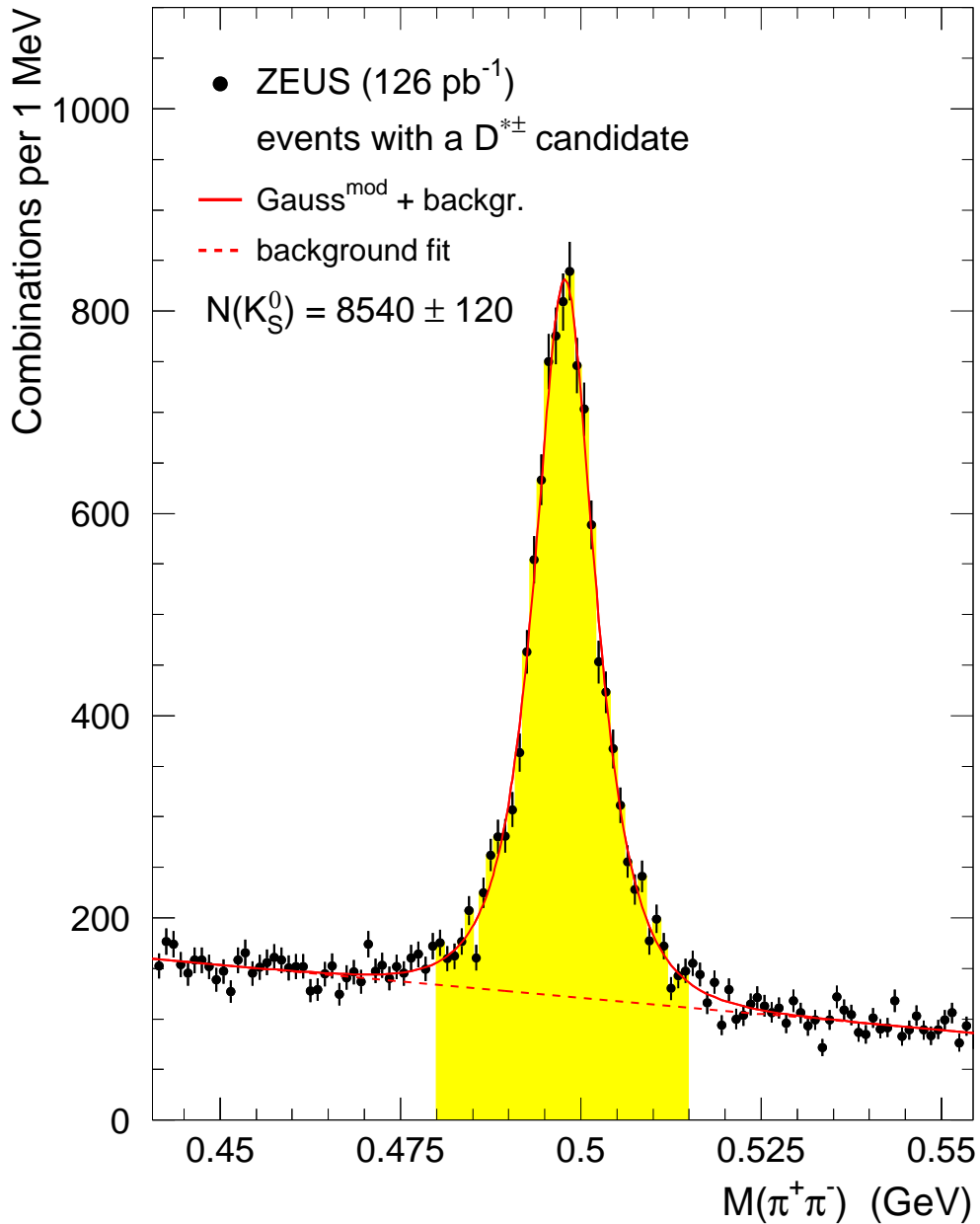


Figure 6: The distribution of the invariant mass, $M(\pi^+\pi^-)$, in events with a $D^{*\pm}$ candidate. The solid curve represents a fit to the sum of a modified Gaussian function and a linear background function (dashed curve). Only K_S^0 candidates from the shaded range were used for the analysis of the excited charm-strange mesons.

ZEUS

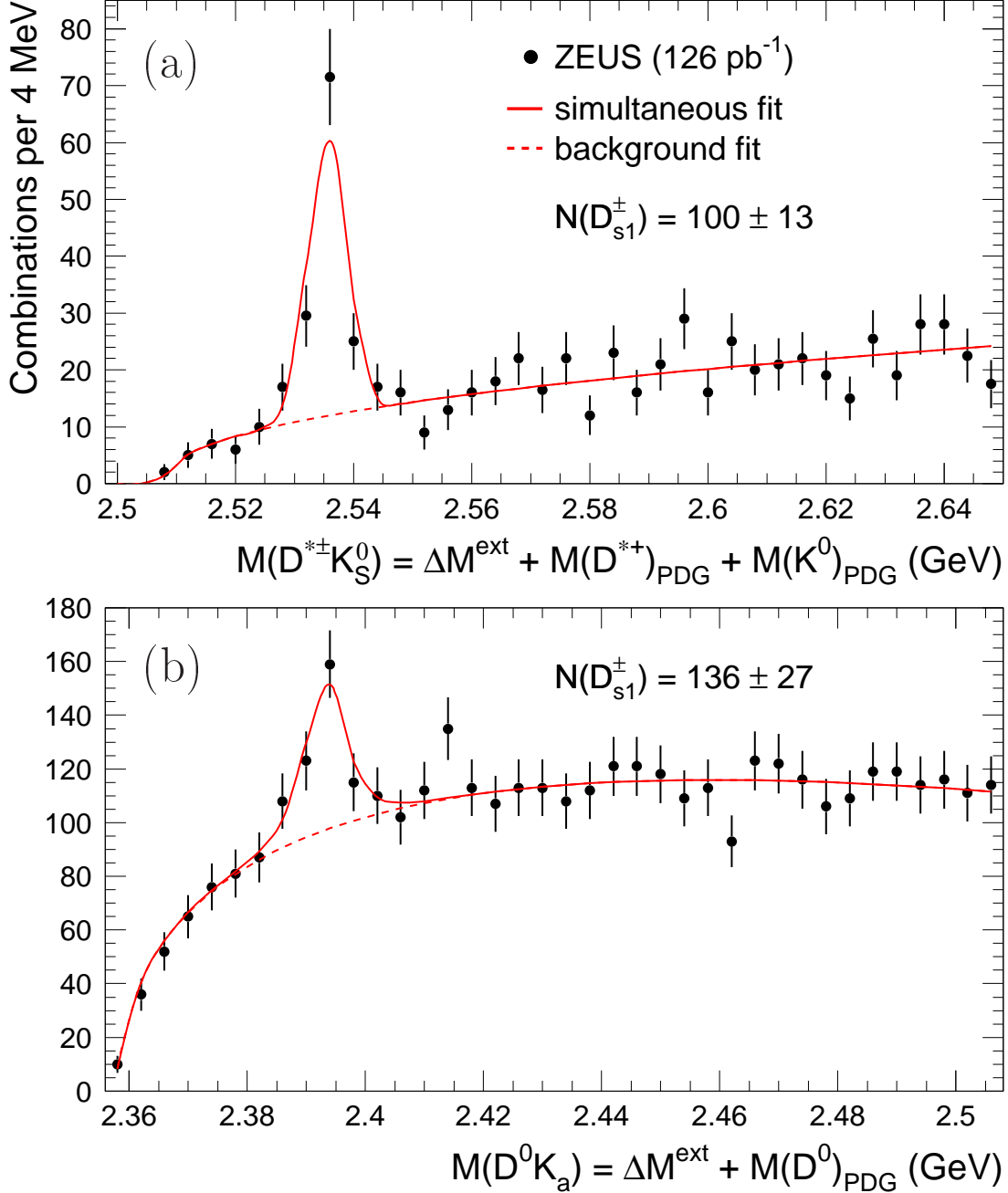


Figure 7: The distribution of (a) $M(D^{*\pm}K_S^0) = \Delta M^{\text{ext}} + M(D^{*+})_{\text{PDG}} + M(K_S^0)_{\text{PDG}}$, where $\Delta M^{\text{ext}} = M(K\pi\pi_s\pi^+\pi^-) - M(K\pi\pi_s) - M(\pi^+\pi^-)$ or $\Delta M^{\text{ext}} = M(K\pi\pi\pi_s\pi^+\pi^-) - M(K\pi\pi\pi_s) - M(\pi^+\pi^-)$, for $D_{s1}^{\pm} \rightarrow D^{*\pm}K_S^0$ candidates and (b) $M(D^0K_a) = \Delta M^{\text{ext}} + M(D^0)_{\text{PDG}}$, where $\Delta M^{\text{ext}} = M(K\pi K_a) - M(K\pi)$, for $D_{s1}^{\pm} \rightarrow D^{*0}K^+/\bar{D}^{*0}K^-$ candidates (dots). The solid curves represent the result of the simultaneous fit with the background contribution given by the dashed curves (Section 6.3).

ZEUS

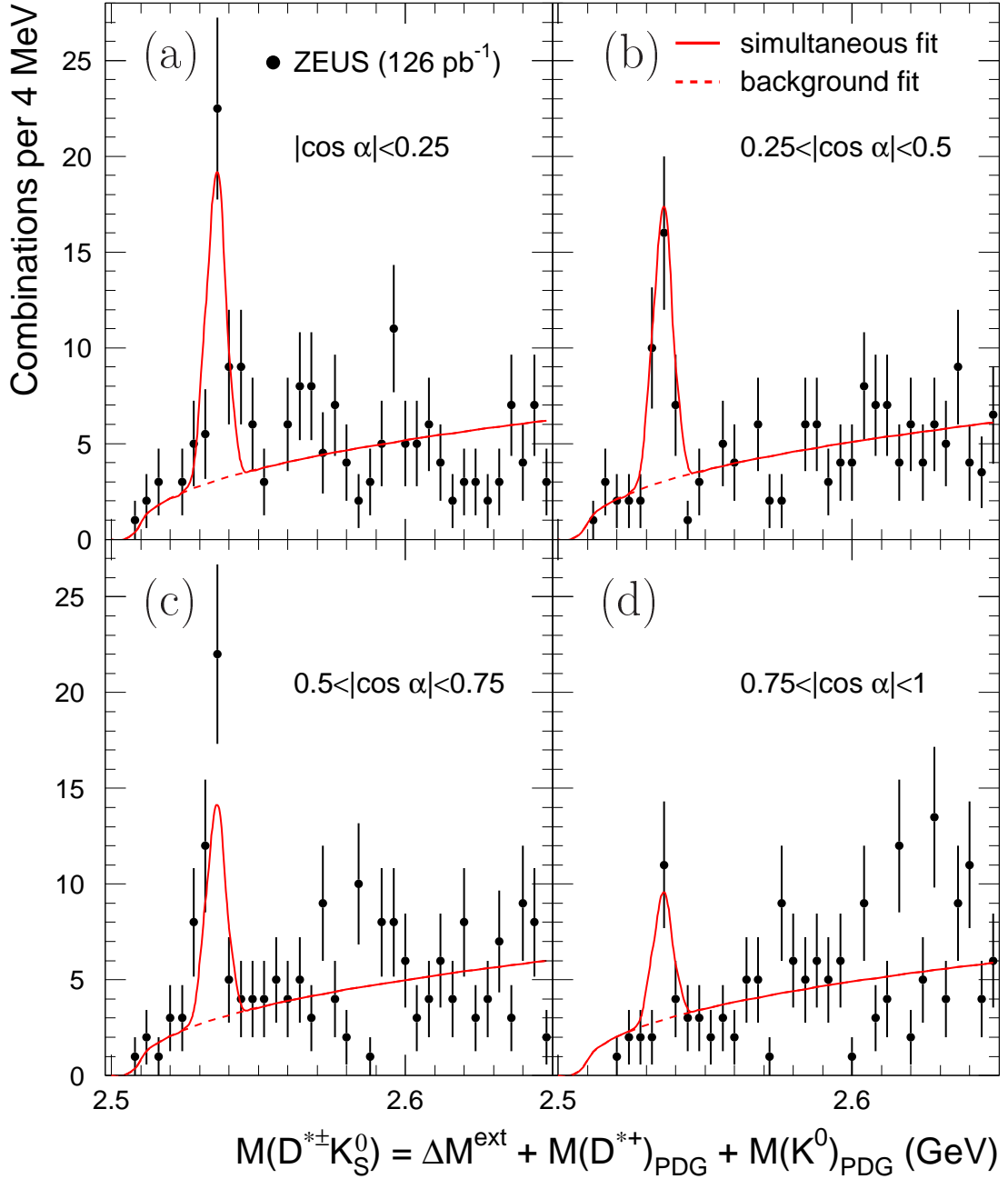


Figure 8: The distribution of $M(D^{*\pm} K_S^0) = \Delta M^{\text{ext}} + M(D^{*\pm})_{\text{PDG}} + M(K_S^0)_{\text{PDG}}$ for $D_{s1}^{\pm} \rightarrow D^{*\pm} K_S^0$ candidates in four helicity intervals: (a) $|\cos \alpha| < 0.25$, (b) $0.25 < |\cos \alpha| < 0.5$, (c) $0.5 < |\cos \alpha| < 0.75$ and (d) $|\cos \alpha| > 0.75$ (dots). The solid curves represent the result of the simultaneous fit with the background contribution given by the dashed curves (see text).

ZEUS

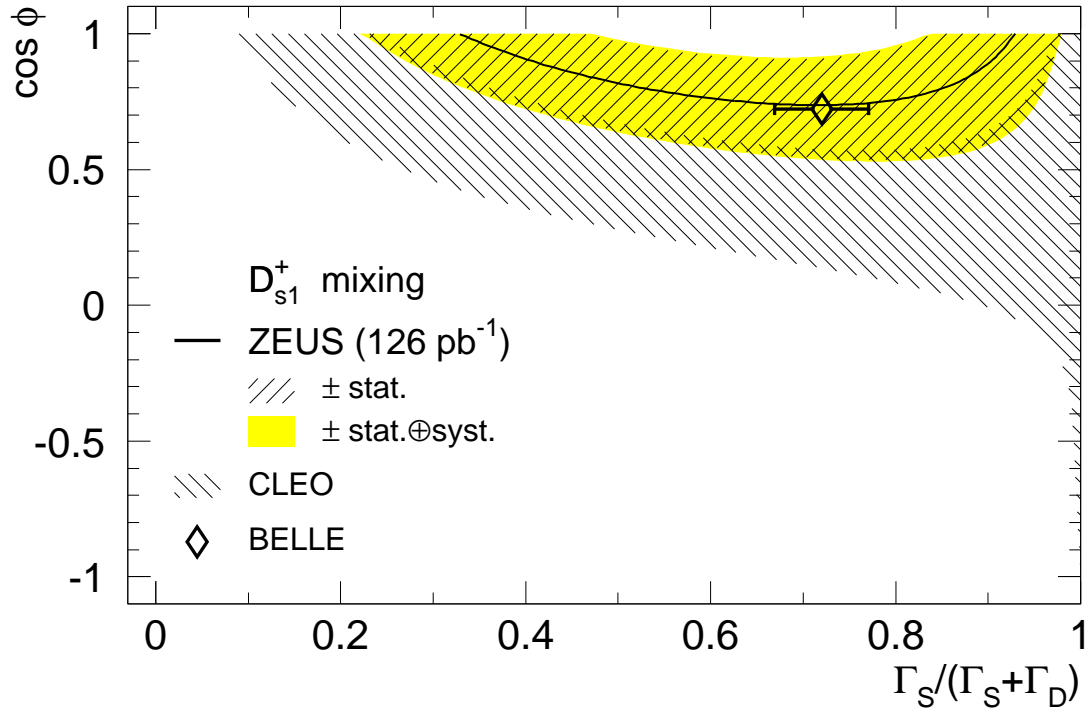


Figure 9: Cosine of the relative phase of S- and D-wave amplitudes versus $r = \Gamma_S / (\Gamma_S + \Gamma_D)$ in the $D_{s1}(2536)^+ \rightarrow D^{*+} K_s^0$ decay from the ZEUS, CLEO and BELLE measurements.

ZEUS

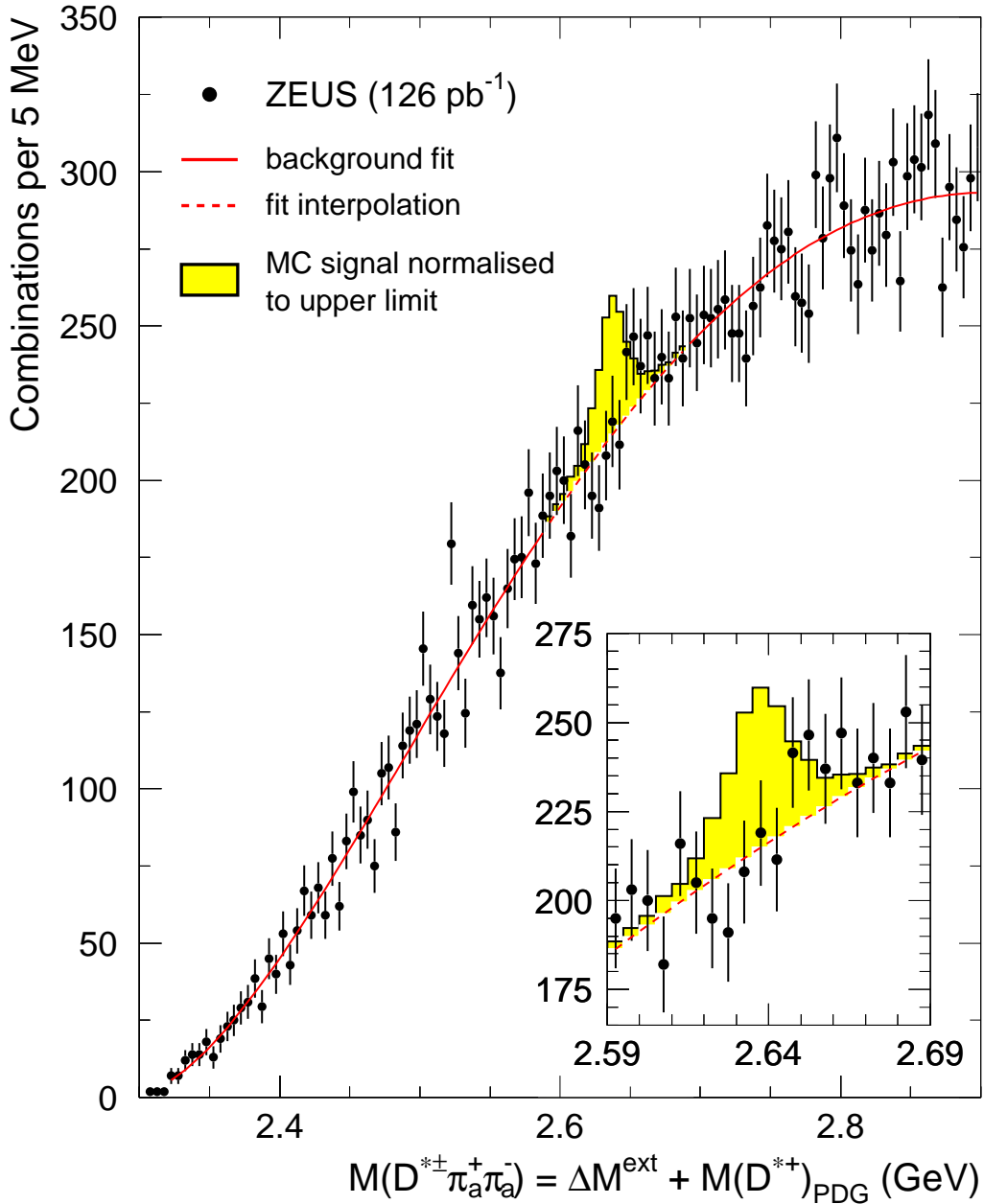


Figure 10: The distribution of $M(D^{*\pm}\pi_a^+\pi_a^-) = \Delta M^{\text{ext}} + M(D^{*+})_{\text{PDG}}$, where $\Delta M^{\text{ext}} = M(K\pi\pi_s\pi_a^+\pi_a^-) - M(K\pi\pi_s)$ or $\Delta M^{\text{ext}} = M(K\pi\pi\pi\pi_s\pi_a^+\pi_a^-) - M(K\pi\pi\pi\pi_s)$, for $D^{*l\pm} \rightarrow D^{*\pm}\pi^+\pi^-$ candidates (dots). The inset shows the $D^{*l\pm}$ signal window covering both theoretical predictions and the DELPHI measurement. The solid curve is a fit to the background function outside the signal window. The shaded histogram shows the Monte Carlo $D^{*l\pm}$ signal, normalised to the obtained upper limit (95% C.L.) and shown on top of the fit interpolation (dashed curve).