

Constraining compressed supersymmetry using leptonic signatures

Krzysztof Rolbiecki and Kazuki Sakurai

DESY, Notkestrasse 85, D-22607 Hamburg, Germany

E-mail: krzysztof.rolbiecki@desy.de, kazuki.sakurai@desy.de

ABSTRACT: We study the impact of the multi-lepton searches at the LHC on supersymmetric models with compressed mass spectra. For such models the acceptances of the usual search strategies are significantly reduced due to requirement of large effective mass and E_T^{miss} . On the other hand, lepton searches do have much lower thresholds for E_T^{miss} and p_T of the final state objects. Therefore, if a model with a compressed mass spectrum allows for multi-lepton final states, one could derive constraints using multi-lepton searches. For a class of simplified models we study the exclusion limits using ATLAS multi-lepton search analyses for the final states containing 2–4 electrons or muons with a total integrated luminosity of 1–2 fb⁻¹ at $\sqrt{s} = 7$ TeV. We also modify those analyses by imposing additional cuts, so that their sensitivity to compressed supersymmetric models increase. Using the original and modified analyses, we show that the exclusion limits can be competitive with jet plus E_T^{miss} searches, providing exclusion limits up to gluino masses of 1 TeV. We also analyse the efficiencies for several classes of events coming from different intermediate state particles. This allows us to assess exclusion limits in similar class of models with different cross sections and branching ratios without requiring a Monte Carlo simulation.

KEYWORDS: Supersymmetric Standard Model, Hadron-Hadron Scattering

Contents

| | | |
|----------|--|-----------|
| 1 | Introduction | 1 |
| 2 | Analysis setup | 3 |
| 3 | ATLAS multi-lepton searches | 4 |
| 4 | p_T and E_T^{miss} distributions and analysis optimisation | 5 |
| 5 | Obtaining exclusion limits | 8 |
| 5.1 | Statistical method | 8 |
| 5.2 | Efficiency | 9 |
| 5.3 | 95% exclusion limits | 10 |
| 6 | Signal decomposition and visible cross section reconstruction | 13 |
| 7 | Summary and conclusions | 15 |

1 Introduction

Uncovering the mechanism of the electroweak symmetry breaking is one of the primary goals of the Large Hadron Collider (LHC). In the Standard Model (SM), the size of the electro-weak scale is determined by the Higgs mass parameter, which receives a large radiative corrections of the order of a cut off scale. Very precise tuning is required on the bare Higgs mass parameter so that it cancels the radiative correction down to the correct size of the weak scale, $\mathcal{O}(100)$ GeV. This fine tuning is considered to be unnatural and new physics which naturally explains the hierarchy between the weak scale and the cut off scale is anticipated.

Supersymmetry (SUSY) [1–3] is one of the most promising candidates of such new physics models. It reduces the radiative correction to the Higgs mass parameter up to the SUSY mass scale and the fine tuning is not required as long as the mass scale of the SUSY particles is close to the weak scale. Therefore, it is expected that SUSY should be discovered at the LHC, if it solves the hierarchy problem.

One of the difficulties of the SUSY searches is its large volume of the parameter space. Even the Minimal SUSY extension of the Standard Model (MSSM) contains more than 100 free parameters. The number of free parameters can be reduced to $\mathcal{O}(20)$ if one adopts an ansatz deduced from flavour constraints [4], but a brute force scan of the full parameter space is still not feasible.

One way to avoid this problem is to introduce further simplifications. A typical example is the constrained MSSM (CMSSM) [5–7]. It assumes a common mass m_0 ($m_{1/2}$) for all

sfermions (gauginos) at the grand unified theory scale. The low energy sparticle spectrum is then calculated through the renormalisation group evolution, which generally leads to large mass hierarchy between coloured and non-coloured SUSY particles.

The characteristic collider signature of the CMSSM is large missing energy plus multiple high- p_T jets, which originate from heavy coloured particles decays to a lighter and neutral lightest SUSY particle (LSP). The experimental collaborations have eagerly looked at this search channel and their negative results have put a stringent constraints on the coloured SUSY particles masses [8, 9], which are typically greater than 1 TeV. This constraint has already revealed that the CMSSM has to possess some level of fine tuning,¹ and indicates that SUSY searches based on the CMSSM may not be the right direction to pursue a sign of supersymmetry at the LHC.

Recently, non-universal sfermion mass models (with heavy first two generation squarks plus light third generation squarks) have attracted attention [12–17]. In this class of models, the mass bound on gluino and third generation squarks are not as severe as in the CMSSM, because of the smaller cross sections of the gluino and third generation squarks pair production and lower p_T distributions of their decay products. The tension between naturalness and direct SUSY search constraints is, thus, alleviated in this scenario.

Another interesting possibility is a scenario called “compressed supersymmetry” [18–21], in which the mass hierarchy between coloured SUSY particles and the LSP is compressed. In this scenario, p_T of the SUSY decay products can be very small, and that makes it difficult to discriminate the signal from the SM background when applying a standard search channel of the multiple high p_T jets plus large missing energy. The dependence of the efficiency in this search channel on the compression parameter, which is essentially the gluino and LSP mass ratio,² has been studied in detail in refs. [22, 23].

However, the multiple high- p_T jets plus large missing energy search channel is obviously not optimised for the compressed SUSY scenario and it would be interesting to see how stringent constraints can be obtained from other search analyses. The lepton searches typically have lower p_T thresholds for signal particles and missing transverse energy. QCD background can also be significantly suppressed. In this paper, we concentrate on the ATLAS multi-lepton search analyses [24–26]. Recently several studies have investigated constraints on a particular SUSY model by reinterpreting the experimental search results [27–31]. In this paper, we do not only reinterpret the results of experimental search analyses but also modify those analyses to increase the sensitivity to the compressed SUSY scenario and actually extract a better constraint than the one obtained from the original analyses.

The resulting constraints are, however, necessarily dependent on the details of the models. The extracted bounds are not directly applicable to the other models with different

¹ If the Higgs boson is discovered with its mass around 125 GeV, it will also result in a serious problem in realising such a relatively heavy Higgs mass without introducing a precise parameter tuning in the framework of the MSSM. This problem may be relaxed by introducing additional chiral superfields or an extra U(1) gauge symmetry; see e.g. refs. [10, 11].

²The precise definition of the compression parameter c , is $M_1 = (\frac{1+5c}{6})M_{\tilde{g}}$; see refs. [22, 23] for more details.

cross sections and branching ratios. To overcome this limitation, we decompose the events into several classes each of which has different intermediate state particles, and evaluate the signal selection efficiency for each class of events. This allows us to reconstruct an approximate visible cross section in a similar class of models without doing Monte Carlo (MC) simulation and to obtain exclusion limits of that model by comparing it with the reported 95% CL upper bound.

The paper is organised as follows. In the next section, we define a simplified model, which provides lepton-rich signatures and allows us to investigate signal selection efficiencies of multi-lepton search analyses effectively. Our simulation setup is also explained. The details of the multi-lepton searches are described in section 3. In section 4, we study the lepton p_T and missing energy in the compressed SUSY scenario and introduce the possible modifications of the ATLAS multi-lepton analyses to increase the sensitivity. Our main result, namely the 95% upper limit on the coloured particles masses as a function of the gluino and LSP mass difference, is presented in section 5. In section 6, we provide a recipe to evaluate an approximate visible cross section, which allows us to calculate exclusion limits in another model without doing MC simulation. Section 7 is devoted to summary and conclusion.

2 Analysis setup

For our study, it is useful to define a simplified model, in which the number of parameters is reasonably small, and leptons are frequently produced from SUSY cascade decays. To this end, we define the following model with only two free parameters. One of the free parameters is the gluino mass, $m_{\tilde{g}}$. We assume that first two generations of squarks and gluino are mass degenerate, $m_{\tilde{q}} = m_{\tilde{g}}$. This parameter mainly determines the signal cross section. The other parameter is a mass difference between the gluino and the LSP, $\Delta m = m_{\tilde{g}} - m_{\tilde{\chi}_1^0}$, which affects the signal efficiency. For simplicity, we explicitly decouple all the third generation sfermions, \tilde{t}_i , \tilde{b}_i and $\tilde{\tau}_i$ ($i = 1, 2$), as well as the higgsino states. In this case, the lighter neutralinos and charginos are purely composed of the gaugino states, $\tilde{\chi}_1^0 \simeq \tilde{B}$, $\tilde{\chi}_2^0 \simeq \tilde{W}^0$, $\tilde{\chi}_1^\pm \simeq \tilde{W}^\pm$, with $m_{\tilde{B}} = m_{\tilde{\chi}_1^0}$ and $m_{\tilde{W}} = m_{\tilde{\chi}_2^0} = m_{\tilde{\chi}_1^\pm}$.

Leptons can be produced from decays of the wino states:

$$\tilde{\chi}_2^0 \rightarrow \tilde{\ell}^\pm \ell^\mp \rightarrow \ell^\pm \ell^\mp \tilde{\chi}_1^0, \quad \tilde{\chi}_1^\pm \rightarrow \tilde{\ell}^\pm \nu_\ell (\tilde{\nu}_\ell \ell^\pm) \rightarrow \ell^\pm \nu_\ell \tilde{\chi}_1^0, \quad (2.1)$$

To make these decays possible, we place $m_{\tilde{W}}$ in between the gluino mass and the LSP mass, $m_{\tilde{W}} = m_{\tilde{B}} + \Delta m/2$, and the slepton mass in between the wino mass and the bino mass, $m_{\tilde{\ell}} = m_{\tilde{B}} + \Delta m/4$. The sneutrino mass is taken to be equal to the slepton mass for simplicity. We also assume that the left handed squarks, \tilde{q}_L , exclusively decay to the wino states. The branching ratios of the relevant SUSY particles are listed in table 1.

In our analysis, SUSY events are generated using `Herwig++` 2.5.2 [32–34] with $\sqrt{s} = 7$ TeV. The detector response is simulated by `Delphes` 2.0.2 [35] using the ATLAS detector card. Following the ATLAS analyses, we use the anti- k_T jet algorithm with a radius parameter of 0.4. Only jets with $p_T > 20$ GeV and $|\eta| < 2.8$ are considered. For the lepton isolation, we require the sum of the transverse energy deposited within a cone of

| mother particle | $\tilde{\ell}^\pm$ | $\tilde{\chi}_2^0$ | $\tilde{\chi}_1^\pm$ | | \tilde{q}_R | \tilde{q}_L | \tilde{g} | | | |
|-----------------|-----------------------------|-----------------------------|-----------------------------|-----------------------------|----------------------|----------------------|------------------------|-----------------------|-----------------------|-------------------------|
| decay mode | $\tilde{\chi}_1^0 \ell^\pm$ | $\tilde{\ell}^\pm \ell^\mp$ | $\tilde{\ell}^\pm \nu_\ell$ | $\tilde{\nu}_\ell \ell^\pm$ | $\tilde{\chi}_1^0 q$ | $\tilde{\chi}_2^0 q$ | $\tilde{\chi}_1^\pm q$ | $\tilde{\chi}_1^0 qq$ | $\tilde{\chi}_2^0 qq$ | $\tilde{\chi}_1^\pm qq$ |
| $BR(\%)$ | 100 | 100 | 50 | 50 | 100 | 33 | 67 | 50.5 | 16.5 | 33.0 |

Table 1. Branching ratios of the relevant SUSY particles in the simplified model.

$\Delta R < 0.2$ around the lepton candidate (excluding the lepton candidate itself) to be less than 1.8 GeV, where $\Delta R \equiv \sqrt{(\Delta\eta)^2 + (\Delta\phi)^2}$. The electron (muon) must have $p_T > 10$ GeV and $|\eta| < 2.47$ (2.4). If a jet and an electron are both identified within $\Delta R < 0.2$ of each other, the jet is discarded. Furthermore, identified electrons or muons are discarded if the separation from the closest remaining jet is $\Delta R < 0.4$. Electrons and muons separated by $\Delta R < 0.1$ are both discarded.

In our compressed SUSY scenario, sleptons and electroweak gauginos are as heavy as gluino and squarks and their production cross section is negligible in our study. We, therefore, exclusively generate coloured SUSY particles production events. The lepton sources are then identified as:

$$\begin{aligned}
\tilde{q}_L &\rightarrow \tilde{\chi}_2^0 q \rightarrow \tilde{\ell}^\pm \ell^\mp q \rightarrow \ell^\pm \ell^\mp q \tilde{\chi}_1^0 & BR = 33\% , \\
\tilde{q}_L &\rightarrow \tilde{\chi}_1^\pm q \rightarrow \tilde{\ell}^\pm \nu_\ell q (\tilde{\nu}_\ell \ell^\pm q) \rightarrow \ell^\pm \nu_\ell q \tilde{\chi}_1^0 & BR = 67\% , \\
\tilde{g} &\rightarrow \tilde{\chi}_2^0 qq \rightarrow \tilde{\ell}^\pm \ell^\mp qq \rightarrow \ell^\pm \ell^\mp qq \tilde{\chi}_1^0 & BR \simeq 16\% , \\
\tilde{g} &\rightarrow \tilde{\chi}_1^\pm qq \rightarrow \tilde{\ell}^\pm \nu_\ell qq (\tilde{\nu}_\ell \ell^\pm qq) \rightarrow \ell^\pm \nu_\ell qq \tilde{\chi}_1^0 & BR \simeq 33\% . \tag{2.2}
\end{aligned}$$

3 ATLAS multi-lepton searches

In order to constrain the compressed SUSY scenario, in this paper we focus on three ATLAS analyses using multi-lepton signatures,³ which are categorized by the number of leptons: two [24], three [25] and four or more leptons [26]. These analyses do not use any high- p_T jet requirements and the cut on the missing transverse energy is relatively low. Data samples are collected with a single muon or electron trigger: at least one muon with $p_T > 20$ GeV or electron with $p_T > 25$ GeV is required in the all analyses.

For the di-lepton analysis, we use two signal regions defined in ref. [24]: “same sign inclusive” (2SS) and “opposite sign inclusive” (2OS) signal regions.⁴ In both signal regions, events must have exactly two isolated leptons of invariant mass greater than 12 GeV. The missing transverse energy, E_T^{miss} , must be greater than 250 GeV in 2OS signal region, whilst $E_T^{\text{miss}} > 100$ GeV in 2SS signal region. These signal regions should be most sensitive to the

³ CMS multi-lepton searches [36] may also be relevant to the compressed SUSY scenario. However, because of a lower p_T thresholds used there (with $p_T > 10$ GeV and $p_T > 5$ GeV for electrons and muons, respectively) those searches require different implementation of isolation algorithm, and therefore we leave it for future studies.

⁴Those signal regions are labelled as “SS-inc” and “OS-inc” in ref. [24]. In what follows we will refer to them as “2SS” and “2OS”.

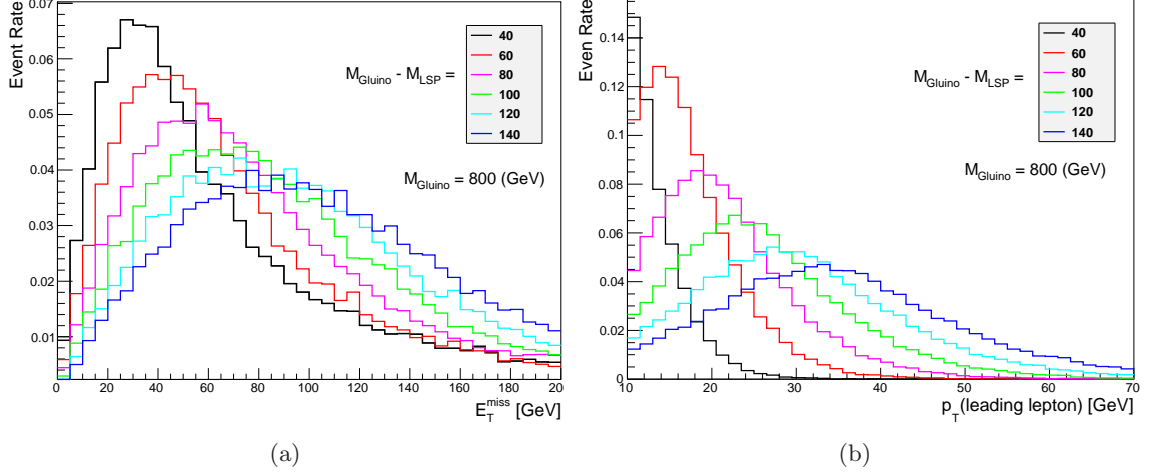


Figure 1. (a) Missing energy and (b) transverse momentum of the leading lepton for different values of mass gap, Δm , between gluino and the LSP.

events with $\tilde{\chi}_1^\pm \tilde{\chi}_1^\pm$ intermediate state since those produce exactly two charged leptons with relatively large branching ratios; see eq. (2.2). The other class of events can also contribute to the signal regions after taking into account the lepton identification/isolation efficiency.

The tri-lepton analysis (3LEP) requires exactly three isolated leptons, of which at least one pair must be Same Flavour and Opposite Sign (SFOS). If a SFOS lepton pair has invariant mass less than 20 GeV or within the Z -mass window, $81 \text{ GeV} < m_{\ell\ell} < 101 \text{ GeV}$, the event is discarded. The event cannot have a b -jet and E_T^{miss} is required to be greater than 50 GeV. This signal region should provide a good sensitivity to the events with $\tilde{\chi}_1^\pm \tilde{\chi}_2^0$ intermediate state since it produces exactly three charged leptons.

In the four-lepton analysis (4LEP), an event must contain four or more isolated leptons. Again, it excludes events with SFOS lepton pair when its invariant mass is less than 20 GeV or within the Z -mass window, and requires $E_T^{\text{miss}} > 50 \text{ GeV}$. Only $\tilde{\chi}_2^0 \tilde{\chi}_2^0$ intermediate state can produce four charged leptons in our simplified model. Therefore, this signal region is sensitive only to this class of events.

4 p_T and E_T^{miss} distributions and analysis optimisation

In our simplified model, the source of the missing energy is the two LSPs and zero, one or two neutrinos coming from SUSY cascade decays, each of which has a typical p_T of $\frac{m_{\tilde{\ell}}^2 - m_{\tilde{B}}^2}{2m_{\tilde{\ell}}} \sim \frac{m_{\tilde{W}}^2 - m_{\tilde{\ell}}^2}{2m_{\tilde{W}}} \sim \frac{\Delta m}{4}$. At the simulation level, E_T^{miss} measurement is based on a vector sum of the transverse momenta of the reconstructed objects. Figure 1(a) shows the E_T^{miss} distribution for various Δm with the fixed gluino mass at 800 GeV. The distributions peak around $\frac{2}{3}\Delta m$ and exhibit long tails towards the higher E_T^{miss} region.

The E_T^{miss} distribution of the SM background in the 2SS signal region are provided in figure 1(a) in ref. [24]. The background falls off quickly in the region between 0 to 200 GeV. From the figure, we can find that the expected background will be reduced by a factor 5,

| signal region | 2OS | 2SS | 2SS+ | 3LEP | 3LEP+ | 4LEP |
|---|----------------|----------------|---------------|------------|------------------|---------------|
| leading lepton p_T | $> 20(25)$ | $> 20(25)$ | $> 20(25)$ | $> 20(25)$ | $> 20(25), < 40$ | $> 20(25)$ |
| minimum E_T^{miss} | 250 | 100 | 140 | 50 | 50 | 50 |
| minimum $m_{\ell\ell}$ | 12 | 12 | 12 | 20 | 20 | 20 |
| luminosity (fb^{-1}) | 1.04 | 1.04 | 1.04 | 2.06 | 2.06 | 2.06 |
| observed events | 13 | 25 | 10 | 32 | 4 | 0 |
| expected BG | 15.5 ± 4.0 | 32.6 ± 7.9 | 6.4 ± 1.6 | 26 ± 5 | 3.3 ± 0.6 | 0.5 ± 0.8 |
| $\sigma_{\text{vis}}^{\text{bound}}$ (95% CL) | 9.9 fb | 14.8 fb | 10.9 fb | 10.0 fb | 3.3 fb | 1.5 fb |

Table 2. Signal regions, observed number of events and the corresponding 95% CL upper limit on visible cross section, see refs. [24–26]. Leading lepton p_T is given separately for muons (electrons).

if the cut on E_T^{miss} is raised to 140 GeV from 100 GeV in the 2SS signal region. On the other hand, this modification removes only 70% of the signal events for $m_{\tilde{g}} = 700$ GeV and $\Delta m = 60$ GeV. It is, therefore, expected that if we modify the 2SS signal region by replacing the minimum E_T^{miss} requirement of 100 GeV with 140 GeV, the sensitivity to the compressed SUSY scenario increases. In what follows, we call this modified signal region 2SS+.

Figure 1(b) shows a p_T distribution of the leading lepton in the signal. Again, each histogram corresponds to a different value of Δm , but the gluino mass is fixed at 800 GeV. As can be seen, the distributions have peaks around $\frac{\Delta m}{4}$. These distributions can be compared with the leading lepton p_T distribution of the background in the 3LEP signal region shown in figure 3 in ref. [37]. The main background in this signal region is coming from diboson (WZ, ZZ) production and reducible background which originates from an electron from an isolated photon, or an electron or muon coming from decays of heavy flavour mesons. The reducible background mainly comes from single top, $t\bar{t}$ or WW production events. The leptons from the compressed SUSY signal will typically have low p_T , due to the small Δm , in contrast to the SM background leptons. We can read out from the figure that if we employ an additional requirement of $p_T < 40$ GeV on the leading lepton, the background will be reduced by a factor 10. This can be done by sacrificing just a half of the signal events for $\Delta m = 140$ GeV. We use this modified signal region as well as the original signal regions to constrain the compressed SUSY scenario. Hereafter, we call this signal region 3LEP+.

We summarise the signal regions used in our analysis in table 2. The observed events, expected backgrounds and 95% CL_s upper limits on the visible cross section, defined by cross section times acceptance times efficiency, $\sigma_{\text{vis}} = \sigma_{\text{sig}} \cdot A \cdot \epsilon$, are obtained from refs. [24–26], apart from those for 2SS+ and 3LEP+ signal regions. For these signal regions, the observed events and expected backgrounds are read off from figure 1(a) in ref. [24] and

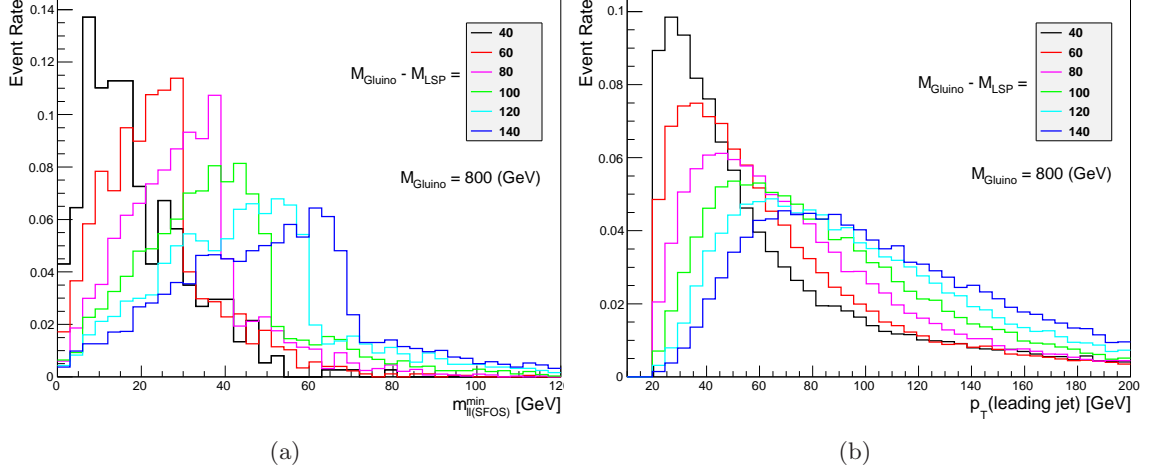


Figure 2. (a) Invariant mass of the SFOS lepton pair and (b) transverse momentum of the leading jet for different values of the mass gap, Δm , between gluino and the LSP.

figure 3 in ref. [37], respectively, and the 95% CL_s limits on the visible cross sections are calculated by following a procedure given in the next section.

The dilepton invariant mass cut is as important as the E_T^{miss} and leading lepton p_T cuts in constraining the compressed SUSY scenario. Figure 2(a) shows the invariant mass distributions of a SFOS lepton pairs. If more than one SFOS pair is found, only the lowest invariant mass is plotted. As can be seen, the distributions exhibit the edge structure at

$$m_{\ell\ell}^{\text{max}} = m_{\tilde{\chi}_2^0} \sqrt{\left(1 - \frac{m_{\tilde{\ell}}^2}{m_{\tilde{\chi}_2^0}^2}\right) \left(1 - \frac{m_{\tilde{\chi}_1^0}^2}{m_{\tilde{\ell}}^2}\right)}, \quad (4.1)$$

which is a maximum for a lepton pair originating from the decay of $\tilde{\chi}_2^0$. The events above $m_{\ell\ell}^{\text{max}}$ originate from pairing leptons coming from different decay chains.

This feature brings a limitation for the analyses using 3LEP, 3LEP+ and 4LEP signal regions, which exclude events with SFOS lepton pair with the invariant mass below 20 GeV. In our simplified model, these signal regions are only sensitive to the events with SFOS lepton pairs coming from $\tilde{\chi}_2^0$ decays. Thus, if Δm is small and $m_{\ell\ell}^{\text{max}}$ becomes less than 20 GeV, a contribution to these signal regions will vanish in the limit of a perfect detector resolution. One can, therefore, expect that these signal regions lose the sensitivity if $\Delta m < 40$ GeV.

Note that if $m_{\tilde{\ell}} \simeq m_{\tilde{\chi}_1^0}$ or $m_{\tilde{\ell}} \simeq m_{\tilde{\chi}_2^0}$ then $m_{\ell\ell}^{\text{max}} \rightarrow 0$ and p_T of one of the leptons also goes to 0. However, the other lepton would typically be more energetic. In this case one loses sensitivity in 3LEP and 4LEP signal regions, but an enhanced sensitivity could be expected in di-lepton search channels. Finally, if sleptons are heavier than gauginos and only 3-body decays are allowed, both leptons would have similar p_T spectrum leading to a behaviour very similar to our benchmark model.

Finally we show the p_T distributions of the leading jet in the signal events in Fig. 2(b). As can be seen, the distributions peak around $\Delta m/2 = m_{\tilde{g}} - m_{\tilde{W}}$. It suggests that

information on the mass difference between the strong and weak sectors can be obtained if we can measure the shape of the leading jet p_T distribution. Feasibility of this measurement will depend on signal-to-background ratio. A detailed study along this direction is however beyond the scope of this paper. Here, we simply stress that the information on the two important mass differences in the compressed SUSY scenario, $m_{\tilde{g}} - m_{\tilde{W}}$ and $m_{\tilde{W}} - m_{\tilde{B}}$, is potentially accessible through the distributions of leading jet p_T and the invariant mass of SFOS pair.

5 Obtaining exclusion limits

5.1 Statistical method

The ATLAS collaboration reported 95% CL upper limit on the visible cross section in each signal region [24–26]. One can use those upper limits to assess whether or not a model is excluded at 95% CL. In our analysis, we cannot use this simple method, since we want to use new signal regions defined in the previous section. Instead, we calculate p -values by assuming Poisson probability for the number of observed events, and construct a CL_s variable [38] including systematic errors on the signal.⁵

Let $n_{s/b}^{(i)}$ and $\sigma_{s/b}^{(i)}$ be the number of expected events and the systematic error for signal/background in the signal region i , respectively. The number of expected events can then be written as

$$\lambda^{(i)}(\delta_b, \delta_s) = n_b^{(i)}(1 + \delta_b \sigma_b^{(i)}) + n_s^{(i)}(1 + \delta_s \sigma_s^{(i)}), \quad (5.1)$$

where δ_b and δ_s are nuisance parameters, which parametrise the actual size of the systematic errors. Assuming that the number of observed events follows Poisson distribution and systematic errors have Gaussian probability distribution, the probability of observing n events is given by

$$P(n, n_b^{(i)}, n_s^{(i)}) = \int_{-1/\sigma_s^{(i)}}^{\infty} d\delta_s \int_{-1/\sigma_b^{(i)}}^{\infty} d\delta_b \frac{e^{-\lambda^{(i)}} (\lambda^{(i)})^n}{n!} e^{-\frac{1}{2}(\delta_s^2 + \delta_b^2)}. \quad (5.2)$$

Note that the lower limits on the integration ranges are set to assure that the number of signal and background events are positive. If an experiment observes $n_o^{(i)}$ events, the p -value for the signal plus background hypothesis and that for the background only hypothesis are obtained as

$$p_{s+b}(n_o^{(i)}) = \sum_{n=0}^{n_o^{(i)}} P(n, n_b^{(i)}, n_s^{(i)}) \quad \text{and} \quad p_b(n_o^{(i)}) = \sum_{n=n_o^{(i)}}^{\infty} P(n, n_b^{(i)}, 0), \quad (5.3)$$

respectively. Finally, the CL_s variable is defined as

$$CL_s = \frac{p_{s+b}}{1 - p_b}. \quad (5.4)$$

⁵ We use the same method to evaluate a CL_s variable as in ref. [31].

The CL_s method sets the exclusion limit at $(1 - CL_s) \cdot 100\%$ confidence level. Thus, 95% exclusion is claimed for a model if its CL_s value is less than 0.05.

We have checked that this method can reproduce the reported 95% CL upper bound on the visible cross section, $\hat{\sigma}_{\text{vis}}^{(i):\text{bound}}$, in each signal region by using the number of expected background events, its error and the number of observed events; see table 2. In the same way, we compute the visible cross section bounds for the 2SS+ and 3LEP+ signal regions. We scan $\sigma_{\text{vis}}^{(i)}$ substituting $n_s^{(i)}$ for $\mathcal{L}_{\text{int}} \cdot \sigma_{\text{vis}}^{(i)}$ and obtain the 95% CL upper bounds by the condition $CL_s(\hat{\sigma}_{\text{vis}}^{(i):\text{bound}}) = 0.05$, where \mathcal{L}_{int} is an integrated luminosity used in the analysis. We found $\hat{\sigma}_{\text{vis}}^{(i):\text{bound}}$ to be 10.9 fb^{-1} and 3.3 fb^{-1} for the 2SS+ and 3LEP+ signal regions, respectively.

5.2 Efficiency

Before showing the exclusion limits, we discuss the signal efficiency in our simplified model. Throughout this paper, we simply call signal acceptance times efficiency, $A \cdot \epsilon$, a “signal efficiency”, which is calculated as

$$A \cdot \epsilon^{(i)} = \frac{\text{number of events accepted in signal region } i}{\text{number of generated events}}. \quad (5.5)$$

In the following, the parameter space $(m_{\tilde{g}}, \Delta m)$ is divided into grids with (100 GeV, 10 GeV) step size. In each grid point, 50k events are generated in $\Delta m > 60$ GeV region. When Δm is smaller, the numerator of eq. (5.5) tends to be small, introducing larger MC error. To avoid a substantial error, 100k events are used in $\Delta m \leq 60$ GeV region.

Figures 3(a), 3(b), 3(c) and 3(d) show the signal efficiency for 2OS, 2SS, 3LEP and 4LEP signal regions, respectively. The efficiency curves for 2SS+ and 3LEP+ are very similar to those of 2SS and 3LEP signal regions. The efficiency rapidly drops as Δm decreases. From $\Delta m = 100$ GeV to 40 GeV, the efficiency decrease by 2 or 3 orders of magnitude depending on the signal region. Each curve in a plot corresponds to a different choice of the gluino mass. We can see that the efficiency is less sensitive to the gluino mass than to the mass difference Δm . Between $m_{\tilde{g}} = 1200$ GeV and 400 GeV, the efficiency vary only by a factor of 2 at $\Delta m = 140$ GeV and a factor of 5 at $\Delta m = 40$ GeV. This is expected because the scales of lepton p_T and E_T^{miss} are mainly dictated by Δm .

Nevertheless, the coloured SUSY particle mass, $m_{\tilde{g}}$ or $m_{\tilde{q}}$, can affect efficiency in the following way. If $m_{\tilde{g}}$ is small, pp collisions can produce coloured SUSY particles with higher initial velocities. In this case, its decay products (jets, leptons, and the LSP) are boosted towards the direction of its velocity and the jets and leptons are more likely to be collimated. Those hadronic activity around the lepton reduces the efficiency of lepton isolation and has some negative effect on the signal efficiency. From figure 3, we can see that the signal efficiency becomes smaller as $m_{\tilde{g}}$ decreases in the large Δm region. On the other hand, in the small Δm region, this feature gives the opposite effect. In this region, the signal efficiency drops because the lepton p_T and E_T^{miss} tend to be too small to pass the high p_T and E_T^{miss} cuts. The boost effect, in this case, helps leptons and LSPs to have large enough momenta to pass those cuts.

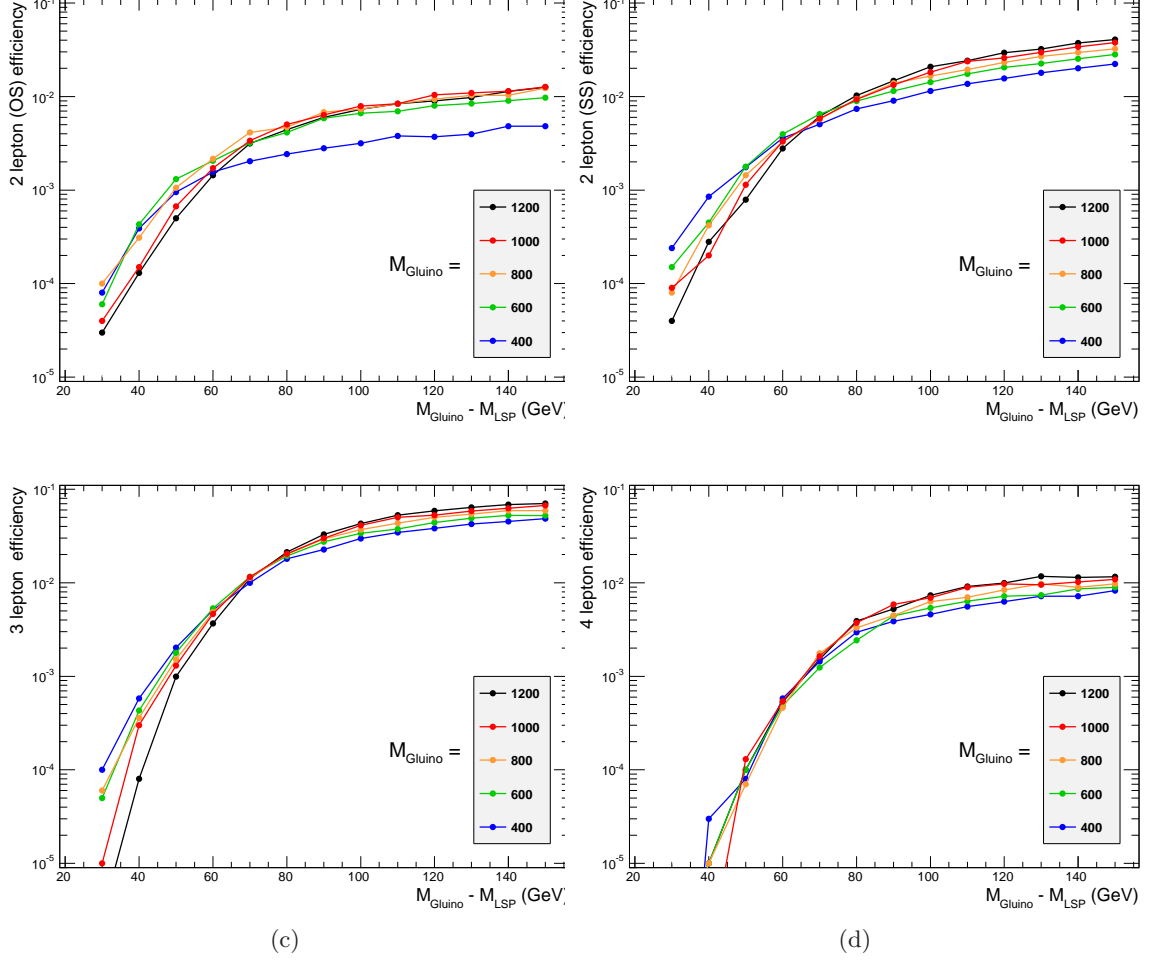


Figure 3. Efficiency, eq. (5.5), for different signal regions and different gluino masses as a function of the mass splitting, Δm , between gluino and the LSP.

5.3 95% exclusion limits

Six plots in figure 4 show the visible cross section in each signal region (4(a) 2OS, 4(b) 2SS, 4(c) 2SS+, 4(d) 3LEP, 4(e) 3LEP+, 4(f) 4LEP) in $(m_{\tilde{g}}, \Delta m)$ plane. In the same plots, we superimpose the 95% observed (red solid) and expected (red dashed) exclusion limits with the corresponding luminosities used in the analyses; see table 2. The green dashed curves represent the expected 95% exclusion limits with the integrated luminosity of 5.25 fb^{-1} . The visible cross section is calculated by $\sigma_{\text{vis}}^{(i)} = \sigma_{\text{tot}} \cdot A \cdot \epsilon^{(i)}$, where σ_{tot} is the total SUSY production cross section. For σ_{tot} , we use the next-to-leading order cross section calculated using Prospino 2.1 [39].

As can be seen, the visible cross section strongly depends on both $m_{\tilde{g}}$ and Δm . This dependence is approximately factorisable as $\sigma_{\text{vis}}(m_{\tilde{g}}, \Delta m) = \sigma_{\text{tot}}(m_{\tilde{g}}) \cdot A \cdot \epsilon(\Delta m)$. σ_{tot} is almost exclusively determined by $m_{\tilde{g}}$, because the coloured SUSY particle production dominate the total SUSY production in the compressed SUSY scenario. On the other

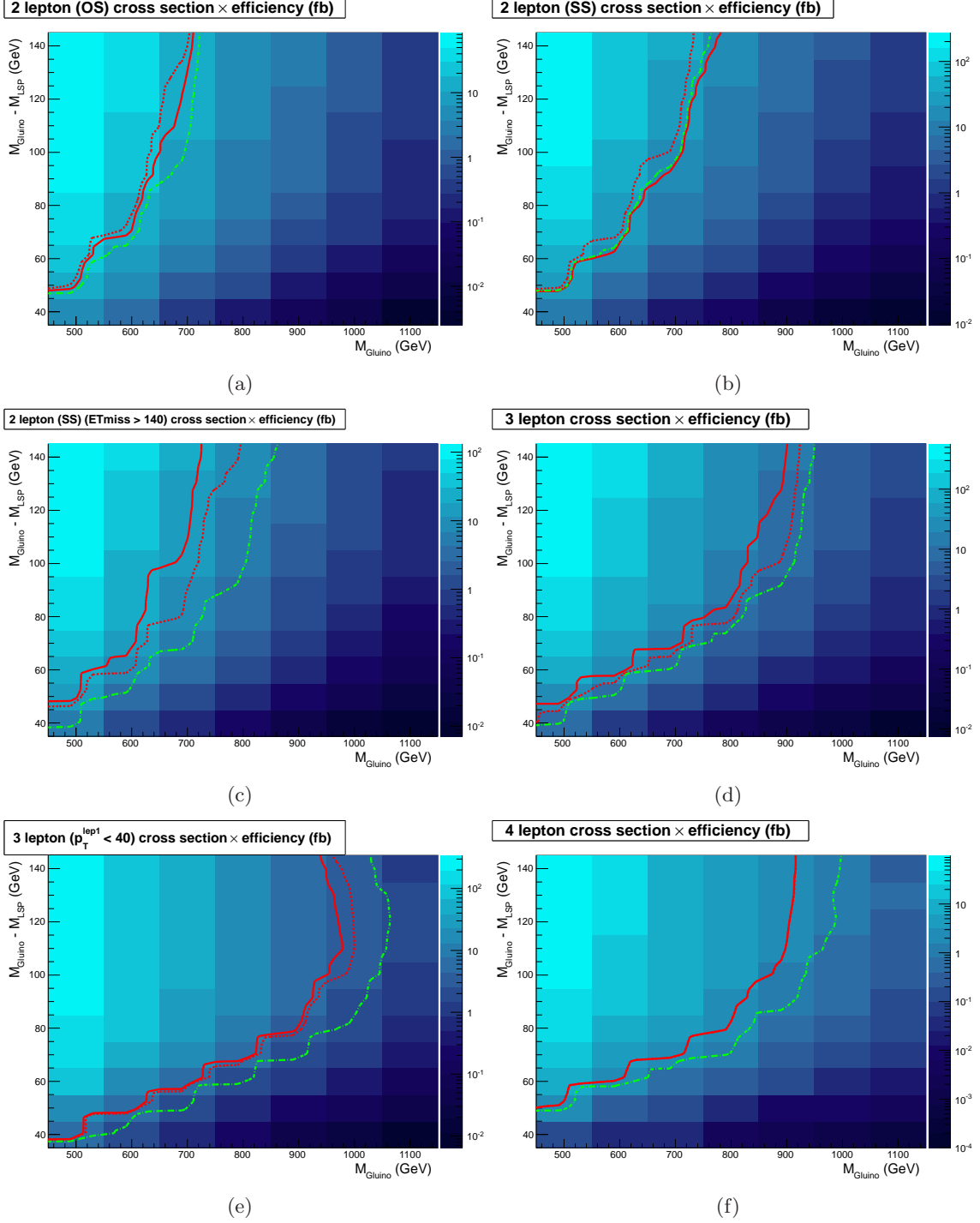


Figure 4. Exclusion plots for the studied signal regions. The colours denote excluded cross section and the lines 95% CL exclusion limits: observed (red solid), expected (red dashed, at $\mathcal{L}_{\text{int}} = 1 \text{ fb}^{-1}$ or $\mathcal{L}_{\text{int}} = 2.06 \text{ fb}^{-1}$, see table 2), and expected with $\mathcal{L}_{\text{int}} = 5.25 \text{ fb}^{-1}$ (green dashed).

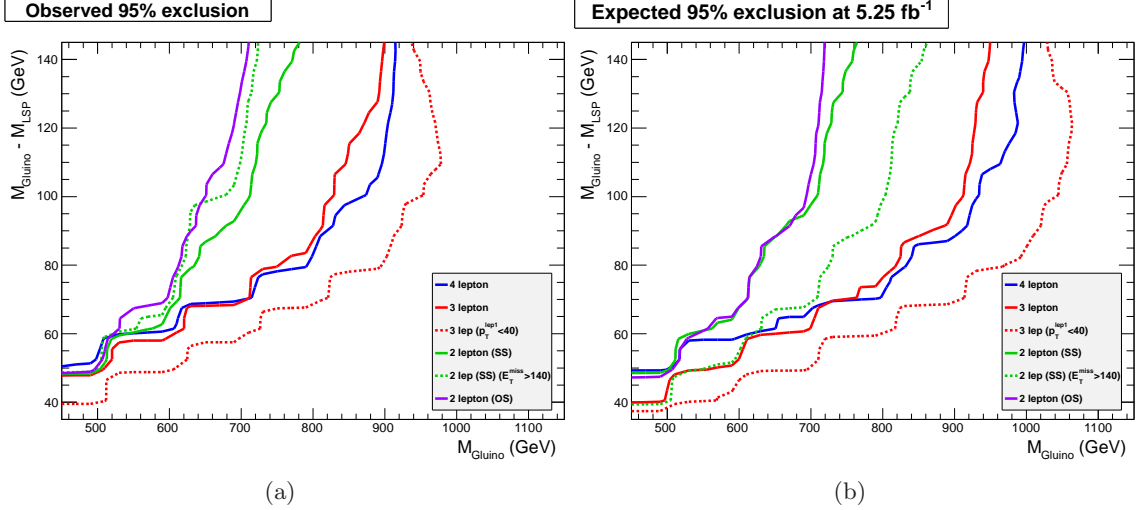


Figure 5. Exclusion limits (a) observed ($\mathcal{L}_{\text{int}} = 1\text{--}2 \text{ fb}^{-1}$) and (b) expected for $\mathcal{L}_{\text{int}} = 5.25 \text{ fb}^{-1}$.

hand, $A \cdot \epsilon$ is dependent mostly on Δm , as we have seen in the previous subsection.

The 95% exclusion limits are calculated using the CL_s method described in subsection 5.1. We simply use the signal systematic error of 20% ($\sigma_s = 0.2$), cf. eq. 5.1, for each of the signal regions across the parameter space. In calculating the expected limit for an integrated luminosity $\mathcal{L}_{\text{int}} = 5.25 \text{ fb}^{-1}$, we conservatively use the same background systematic error as the one used in the lower luminosity analyses by ATLAS. If the background systematic error is improved in the updated analysis with $\mathcal{L}_{\text{int}} = 5.25 \text{ fb}^{-1}$, the expected exclusion limits will be slightly improved.

We summarise the observed and expected (with $\mathcal{L}_{\text{int}} = 5.25 \text{ fb}^{-1}$) exclusion limits obtained from various signal regions in figures 5(a) and 5(b), respectively. As can be seen, 4LEP signal region provides the most stringent limit among the original analyses, however the modified 3LEP+ signal region sets even better exclusion limit than the 4LEP signal region in the $(m_{\tilde{g}}, \Delta m)$ parameter plane. The exclusion limits turn out to be quite strong: the gluino and squark masses below 900 GeV are excluded for $\Delta m > 80 \text{ GeV}$ and the 600 GeV gluino/squark mass is excluded for $\Delta m > 50 \text{ GeV}$. The analyses do not exclude any gluino/squark masses for Δm below 40 GeV. This is expected since the kinematical upper bound on the $\tilde{\chi}_2^0$ -originated SFOS lepton pair and a typical size of lepton p_T become smaller than their cut threshold values, and the analyses lose sensitivity in this region as discussed in section 4. For the di-lepton analysis, our modified signal region 2SS+ does not improve the observed exclusion limit with respect to the original 2SS signal region. This is because of a 2σ excess in the 2SS+ signal region observed by ATLAS; see table 2. From figure 5(b) we can see that the 2SS+ signal region indeed has a better sensitivity against the 2SS signal region, where the limit on the coloured SUSY particle mass is extended by about 100 GeV in $\Delta m > 70 \text{ GeV}$ region. Finally, we have checked that replacing the sequence of two-body gaugino decays by three-body decays (ie. by making sleptons heavier than gauginos) yields practically the same exclusion limits.

6 Signal decomposition and visible cross section reconstruction

The exclusion limits obtained in the previous section rely on the details of the simplified model. For the models with different mass spectrum and branching ratios, the limit is not applicable. Recently, an application of a simplified model limits to constrain other models has been discussed [40]. If a model contains a specific event topology for which visible cross section upper bound is known from a simplified model study, we can constrain the model by imposing that limit on the partial cross section of that topology.

The event topologies of our simplified model can be decomposed into five classes each of which has different intermediate weakino states:

- (i) $\tilde{\chi}_1^\pm \tilde{\chi}_1^\pm \implies 2\text{OS}, 2\text{SS};$
- (ii) $\tilde{\chi}_2^0 \tilde{\chi}_1^0 \implies 2\text{OS};$
- (iii) $\tilde{\chi}_1^\pm \tilde{\chi}_2^0 \implies 3\text{LEP} (2\text{OS}, 2\text{SS});$
- (iv) $\tilde{\chi}_2^0 \tilde{\chi}_2^0 \implies 4\text{LEP} (3\text{LEP}, 2\text{OS}, 2\text{SS});$
- (v) $\tilde{\chi}_1^0 \tilde{\chi}_1^0, \tilde{\chi}_1^\pm \tilde{\chi}_1^0 \implies \text{less than 2 leptons.}$

The last class does not produce two or more leptons in the final state and is therefore irrelevant for the multi-lepton searches. The $\tilde{\chi}_1^\pm \tilde{\chi}_1^\pm$ and $\tilde{\chi}_2^0 \tilde{\chi}_1^0$ classes are expected to have two isolated leptons and the former can have either OS and SS lepton pair while the latter only has OS lepton pair. The $\tilde{\chi}_1^\pm \tilde{\chi}_2^0$ state can produce up to three leptons but can also contribute to 2OS and 2SS signal regions if one of the leptons fails to satisfy reconstruction requirements. The $\tilde{\chi}_2^0 \tilde{\chi}_2^0$ class can contribute to all the signal regions once the lepton acceptance and isolation efficiency are taken into account.

The visible cross section in our simplified model can be decomposed as

$$\sigma_{\text{vis}}^{(i)} = \sum_{a,b,\gamma,\delta} \sigma_{ab} \cdot B_{a \rightarrow \gamma} \cdot B_{b \rightarrow \delta} \cdot B_\gamma \cdot B_\delta \cdot A \cdot \epsilon_{\gamma\delta}^{(i)}, \quad (6.1)$$

where a and b denote the particles produced in pp collision ($a, b = \tilde{g}, \tilde{q}$) and γ and δ denote intermediate weakinos ($\gamma, \delta = \tilde{\chi}_1^\pm, \tilde{\chi}_2^0, \tilde{\chi}_1^0$). σ_{ab} is the cross section of $pp \rightarrow ab$ production process and $B_{a \rightarrow \gamma}$ and B_γ are branching ratios of the corresponding decays. Note that B_γ is $Br(\tilde{\chi}_1^\pm \rightarrow \ell^\pm \nu_\ell \tilde{\chi}_1^0)$ for $\gamma = \tilde{\chi}_1^\pm$ and $Br(\tilde{\chi}_2^0 \rightarrow \ell^\pm \ell^\mp \tilde{\chi}_1^0)$ for $\gamma = \tilde{\chi}_2^0$. The $A \cdot \epsilon_{\gamma\delta}^{(i)}$ represents the efficiency in the signal region i for $\gamma\delta$ event class. The efficiencies for different topologies and signal regions in our simplified model are collected in table 3.

If a model has cascade decay chains as in eq. (2.2), a contribution to the visible cross section from classes (i)–(iv) can be calculated as:

$$\hat{\sigma}_{\text{vis}}^{(i)} = \sum_{a,b,\gamma,\delta} \hat{\sigma}_{ab} \cdot \hat{B}_{a \rightarrow \gamma} \cdot \hat{B}_{b \rightarrow \delta} \cdot \hat{B}_\gamma \cdot \hat{B}_\delta \cdot A \cdot \epsilon_{\gamma\delta}^{(i)}, \quad (6.2)$$

where $\hat{\sigma}_{ab}$ and $\hat{B}_{(\dots)}$ represent cross sections and branching ratios calculated in the given model. If the model features similar kinematics to our simplified model, the relevant

| Δm (GeV) | | 50 | 60 | 70 | 80 | 100 | 120 | 140 |
|------------------|---|------|------|------|------|-------|-------|-------|
| 2OS | $\tilde{\chi}_1^\pm \tilde{\chi}_1^\mp$ | 0.21 | 0.53 | 0.87 | 1.30 | 1.9 | 2.6 | 3.0 |
| | $\tilde{\chi}_1^\pm \tilde{\chi}_2^0$ | 0.18 | 0.41 | 0.61 | 0.82 | 1.07 | 1.29 | 1.34 |
| | $\tilde{\chi}_2^0 \tilde{\chi}_2^0$ | 0.18 | 0.27 | 0.37 | 0.42 | 0.52 | 0.53 | 0.48 |
| | $\tilde{\chi}_2^0 \tilde{\chi}_1^0$ | 0.26 | 0.70 | 1.31 | 1.85 | 3.52 | 4.43 | 4.33 |
| 2SS | $\tilde{\chi}_1^\pm \tilde{\chi}_1^\pm$ | 0.79 | 2.23 | 4.40 | 7.00 | 12.93 | 18.24 | 22.34 |
| | $\tilde{\chi}_1^\pm \tilde{\chi}_2^0$ | 0.38 | 0.88 | 1.46 | 2.00 | 3.16 | 4.22 | 5.25 |
| | $\tilde{\chi}_2^0 \tilde{\chi}_2^0$ | 0.36 | 0.70 | 1.03 | 1.28 | 1.28 | 2.12 | 2.08 |
| 2SS+ | $\tilde{\chi}_1^\pm \tilde{\chi}_1^\pm$ | 0.55 | 1.54 | 2.79 | 4.63 | 7.76 | 9.23 | 11.70 |
| | $\tilde{\chi}_1^\pm \tilde{\chi}_2^0$ | 0.25 | 0.56 | 0.89 | 1.18 | 1.82 | 2.11 | 2.80 |
| | $\tilde{\chi}_2^0 \tilde{\chi}_2^0$ | 0.25 | 0.46 | 0.63 | 0.78 | 0.63 | 1.03 | 1.00 |
| 3LEP | $\tilde{\chi}_1^\pm \tilde{\chi}_2^0$ | 0.16 | 0.73 | 2.16 | 4.41 | 10.39 | 14.75 | 17.33 |
| | $\tilde{\chi}_2^0 \tilde{\chi}_2^0$ | 0.43 | 1.58 | 4.01 | 7.70 | 12.35 | 15.91 | 18.03 |
| 3LEP+ | $\tilde{\chi}_1^\pm \tilde{\chi}_2^0$ | 0.15 | 0.71 | 2.05 | 4.07 | 8.57 | 10.17 | 8.83 |
| | $\tilde{\chi}_2^0 \tilde{\chi}_2^0$ | 0.42 | 1.55 | 3.87 | 7.01 | 10.18 | 10.53 | 8.23 |
| 4LEP | $\tilde{\chi}_2^0 \tilde{\chi}_2^0$ | 0.28 | 1.24 | 3.73 | 8.50 | 15.76 | 18.83 | 23.61 |

Table 3. Comparison of efficiency in % for different signal regions and intermediate states as a function of mass difference, $\Delta m = m_{\tilde{g}} - m_{\text{LSP}}$. Gluino mass was set to $m_{\tilde{g}} = 800$ GeV.

efficiency can be found in table 3 and no dedicated MC simulation is required. Therefore the model is excluded if

$$\hat{\sigma}_{\text{vis}}^{(i)} > \sigma_{\text{vis}}^{(i):\text{bound}}, \quad (6.3)$$

where $\sigma_{\text{vis}}^{(i):\text{bound}}$ is the reported model-independent upper bound shown in table 2.

In the compressed SUSY scenario, $A \cdot \epsilon_{\gamma\delta}^{(i)}$ depends mainly on Δm in the first approximation. Therefore, in table 3 we list the decomposed efficiencies $A \cdot \epsilon_{\gamma\delta}^{(i)}$ for each Δm for $m_{\tilde{g}} = 800$ GeV. For different values of $m_{\tilde{g}}$, the efficiencies vary by about factor of 5 in $\Delta m < 40$ GeV and factor of 2 in $\Delta m > 100$ GeV region as can be found in figure 3. The MC errors are less than 10% for all Δm . The efficiencies remain valid also for the case of three-body decays. The method described above allows us to assess the exclusion in a first approximation for similar SUSY models without carrying out a detailed MC simulation.

7 Summary and conclusions

We have studied the impact of ATLAS multi-lepton searches on compressed SUSY models at $\sqrt{s} = 7$ TeV. We introduced a class of compressed models with leptonic gaugino decays to study the discovery reach of the analyses. We parametrise our simplified models by two key parameters, the gluino mass and the mass difference between gluino and the LSP, Δm . In order to improve discovery potential we modified some of the ATLAS searches by imposing additional cuts motivated by the properties of compressed models. The best exclusion is obtained for a tri-lepton search with an additional cut on the leading lepton, $p_T < 40$ GeV. Gluino mass up to 950 GeV can be excluded for a mass difference between gluino and the LSP as small as 100 GeV. Further improvement can be expected when the full 2011 data sample will be included in the analysis. These limits can compete with standard jets+ E_T^{miss} searches.

We also discuss in detail the efficiency of event selection in each of the studied signal regions. Decreasing the mass difference between gluino and the LSP leads to a substantial decrease in selection efficiency, that varies as well with gluino mass. This arises due to lepton p_T cuts and a cut on invariant mass of SFOS lepton pairs. We analyse the topologies classified according to different intermediate states and calculate efficiency for each of them separately. This allows for a comparison with different models and, in principle, quick assessment of exclusion limits for models with different branching ratios and cross sections without carrying out MC simulation.

We also studied some of the properties of the compressed SUSY models. We point out that lepton pair invariant masses and jet p_T distribution could give insight into the intermediate mass scales in the model. In particular, jet p_T distribution can provide an information on the separation of the SUSY-QCD and gaugino mass scale.

In conclusion, lepton searches can provide interesting limits on compressed supersymmetric models, which could help to overcome limitations of usual jet plus E_T^{miss} search channels and further constrain available parameter space. A similar analysis using CMS data may strengthen the exclusion limits as the CMS experiment is using different lepton selection criteria. This problem we leave for a forthcoming study.

Acknowledgments

We would like to thank Simon Plätzer for useful discussions.

References

- [1] H. E. Haber and G. L. Kane, *The Search for Supersymmetry: Probing Physics Beyond the Standard Model*, *Phys. Rept.* **117** (1985) 75–263.
- [2] H. P. Nilles, *Supersymmetry, Supergravity and Particle Physics*, *Phys. Rept.* **110** (1984) 1–162.
- [3] S. P. Martin, *A Supersymmetry primer*, [hep-ph/9709356](https://arxiv.org/abs/hep-ph/9709356).
- [4] **MSSM Working Group** Collaboration, A. Djouadi et al., *The Minimal supersymmetric standard model: Group summary report*, [hep-ph/9901246](https://arxiv.org/abs/hep-ph/9901246).

- [5] A. H. Chamseddine, R. L. Arnowitt, and P. Nath, *Locally Supersymmetric Grand Unification*, *Phys.Rev.Lett.* **49** (1982) 970.
- [6] R. Barbieri, S. Ferrara, and C. A. Savoy, *Gauge Models with Spontaneously Broken Local Supersymmetry*, *Phys.Lett.* **B119** (1982) 343.
- [7] L. J. Hall, J. D. Lykken, and S. Weinberg, *Supergravity as the Messenger of Supersymmetry Breaking*, *Phys.Rev.* **D27** (1983) 2359–2378.
- [8] **ATLAS** Collaboration, G. Aad et al., *Search for squarks and gluinos using final states with jets and missing transverse momentum with the ATLAS detector in $\sqrt{s} = 7$ TeV proton-proton collisions*, *Phys.Lett.* **B710** (2012) 67–85, [[arXiv:1109.6572](#)].
- [9] **CMS** Collaboration, S. Chatrchyan et al., *Search for Supersymmetry at the LHC in Events with Jets and Missing Transverse Energy*, *Phys.Rev.Lett.* **107** (2011) 221804, [[arXiv:1109.2352](#)].
- [10] V. Barger, P. Langacker, H.-S. Lee, and G. Shaughnessy, *Higgs Sector in Extensions of the MSSM*, *Phys.Rev.* **D73** (2006) 115010, [[hep-ph/0603247](#)].
- [11] U. Ellwanger, C. Hugonie, and A. M. Teixeira, *The Next-to-Minimal Supersymmetric Standard Model*, *Phys.Rept.* **496** (2010) 1–77, [[arXiv:0910.1785](#)].
- [12] R. Kitano and Y. Nomura, *Supersymmetry, naturalness, and signatures at the LHC*, *Phys.Rev.* **D73** (2006) 095004, [[hep-ph/0602096](#)].
- [13] S.-G. Kim, N. Maekawa, K. I. Nagao, M. M. Nojiri, and K. Sakurai, *LHC signature of supersymmetric models with non-universal sfermion masses*, *JHEP* **0910** (2009) 005, [[arXiv:0907.4234](#)].
- [14] M. Asano, H. D. Kim, R. Kitano, and Y. Shimizu, *Natural Supersymmetry at the LHC*, *JHEP* **1012** (2010) 019, [[arXiv:1010.0692](#)].
- [15] K. Sakurai and K. Takayama, *Constraint from recent ATLAS results to non-universal sfermion mass models and naturalness*, *JHEP* **1112** (2011) 063, [[arXiv:1106.3794](#)].
- [16] M. Papucci, J. T. Ruderman, and A. Weiler, *Natural SUSY Endures*, [arXiv:1110.6926](#).
- [17] C. Brust, A. Katz, S. Lawrence, and R. Sundrum, *SUSY, the Third Generation and the LHC*, *JHEP* **1203** (2012) 103, [[arXiv:1110.6670](#)].
- [18] S. P. Martin, *Compressed supersymmetry and natural neutralino dark matter from top squark-mediated annihilation to top quarks*, *Phys.Rev.* **D75** (2007) 115005, [[hep-ph/0703097](#)].
- [19] S. P. Martin, *The Top squark-mediated annihilation scenario and direct detection of dark matter in compressed supersymmetry*, *Phys.Rev.* **D76** (2007) 095005, [[arXiv:0707.2812](#)].
- [20] S. P. Martin, *Exploring compressed supersymmetry with same-sign top quarks at the Large Hadron Collider*, *Phys.Rev.* **D78** (2008) 055019, [[arXiv:0807.2820](#)].
- [21] H. Murayama, Y. Nomura, S. Shirai, and K. Tobioka, *Compact Supersymmetry*, [arXiv:1206.4993](#).
- [22] T. J. LeCompte and S. P. Martin, *Large Hadron Collider reach for supersymmetric models with compressed mass spectra*, *Phys.Rev.* **D84** (2011) 015004, [[arXiv:1105.4304](#)].
- [23] T. J. LeCompte and S. P. Martin, *Compressed supersymmetry after $1/\text{fb}$ at the Large Hadron Collider*, *Phys.Rev.* **D85** (2012) 035023, [[arXiv:1111.6897](#)].

- [24] **ATLAS** Collaboration, G. Aad et al., *Searches for supersymmetry with the ATLAS detector using final states with two leptons and missing transverse momentum in $\sqrt{s} = 7$ TeV proton-proton collisions*, *Phys. Lett.* **B709** (2012) 137–157, [[arXiv:1110.6189](#)].
- [25] **ATLAS** Collaboration, G. Aad et al., *Search for supersymmetry in events with three leptons and missing transverse momentum in $\sqrt{s} = 7$ TeV pp collisions with the ATLAS detector*, [arXiv:1204.5638](#).
- [26] *Search for supersymmetry in events with four or more leptons and missing transverse momentum in pp collisions at $\sqrt{s} = 7$ tev with the atlas detector*, Tech. Rep. ATLAS-CONF-2012-001, CERN, Geneva, Jan, 2012.
- [27] B. Allanach, T. Khoo, and K. Sakurai, *Interpreting a 1 fb^{-1} ATLAS Search in the Minimal Anomaly Mediated Supersymmetry Breaking Model*, *JHEP* **1111** (2011) 132, [[arXiv:1110.1119](#)].
- [28] M. J. Dolan, D. Grellscheid, J. Jaeckel, V. V. Khoze, and P. Richardson, *New Constraints on Gauge Mediation and Beyond from LHC SUSY Searches at 7 TeV*, *JHEP* **1106** (2011) 095, [[arXiv:1104.0585](#)].
- [29] Y. Kats, P. Meade, M. Reece, and D. Shih, *The Status of GMSB After $1/\text{fb}$ at the LHC*, *JHEP* **1202** (2012) 115, [[arXiv:1110.6444](#)].
- [30] A. Arbey, M. Battaglia, and F. Mahmoudi, *Implications of LHC Searches on SUSY Particle Spectra: The pMSSM Parameter Space with Neutralino Dark Matter*, *Eur.Phys.J.* **C72** (2012) 1847, [[arXiv:1110.3726](#)].
- [31] M. Badziak and K. Sakurai, *LHC constraints on Yukawa unification in $SO(10)$* , *JHEP* **1202** (2012) 125, [[arXiv:1112.4796](#)].
- [32] M. Bahr et al., *Herwig++ Physics and Manual*, *Eur. Phys. J.* **C58** (2008) 639–707, [[arXiv:0803.0883](#)].
- [33] S. Gieseke et al., *Herwig++ 2.5 Release Note*, [arXiv:1102.1672](#).
- [34] M. Gigg and P. Richardson, *Simulation of beyond standard model physics in Herwig++*, *Eur. Phys. J.* **C51** (2007) 989–1008, [[hep-ph/0703199](#)].
- [35] S. Ovin, X. Rouby, and V. Lemaitre, *Delphes, a framework for fast simulation of a generic collider experiment*, [arXiv:0903.2225](#).
- [36] **CMS** Collaboration, S. Chatrchyan et al., *Search for new physics with same-sign isolated dilepton events with jets and missing transverse energy*, [arXiv:1205.6615](#).
- [37] *Search for supersymmetry in events with three leptons and missing transverse momentum in $\sqrt{s} = 7$ tev pp collisions with the atlas detector*, Tech. Rep. ATLAS-CONF-2012-023, CERN, Geneva, Mar, 2012.
- [38] A. L. Read, *Presentation of search results: the CL_s technique*, *J. Phys. G: Nucl. Part. Phys.* **28** (2002) 2693.
- [39] W. Beenakker, R. Hopker, M. Spira, and P. M. Zerwas, *Squark and gluino production at hadron colliders*, *Nucl. Phys.* **B492** (1997) 51–103, [[hep-ph/9610490](#)].
- [40] C. Gutschow and Z. Marshall, *Setting limits on supersymmetry using simplified models*, [arXiv:1202.2662](#).