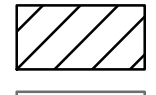















Legende

-  RISE-Fördergebiete (November 2018)
-  Stadtteile
-  Statistische Gebiete

Sozialmonitoring 2018 (31.12.2017)

Gesamtindex

-  Status hoch - Dynamik +
-  Status hoch - Dynamik o
-  Status mittel - Dynamik +
-  Status mittel - Dynamik o
-  Status mittel - Dynamik -
-  Status niedrig - Dynamik +
-  Status niedrig - Dynamik o
-  Status niedrig - Dynamik -
-  Status sehr niedrig - Dynamik +
-  Status sehr niedrig - Dynamik o
-  Status sehr niedrig - Dynamik -