



NUNAVUT TRUST • ᓄᓇᓂᓪ ᐸᐸᓂᐸᓄᓪ • NUNAVUT KATIKHOIVIA

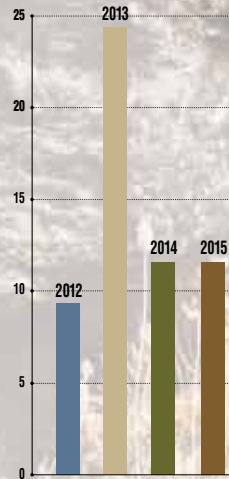
2015



2015 FINANCIAL HIGHLIGHTS

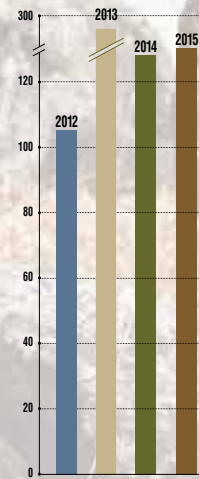
Investment Performance
(%)

12.5%



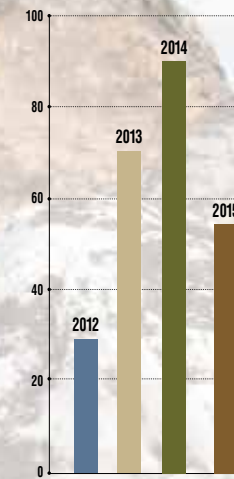
Investment Income
(in millions of dollars)

\$186,087,983




Distributions to Beneficiaries
(in millions of dollars)

\$55,000,000



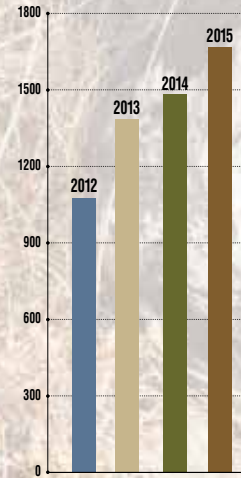
Cumulative Returns
(%)

7.2%



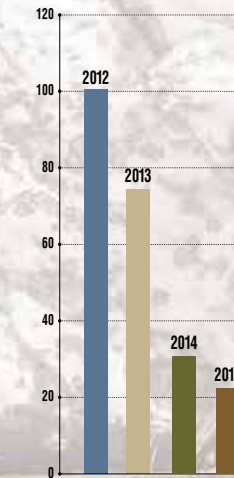
Invested Assets and Accrued Income
(in millions of dollars)

\$1,611,681,726



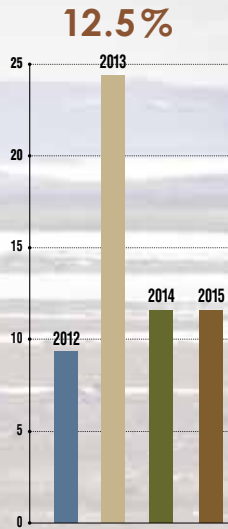
Outstanding Capital Loans to Beneficiaries
(in millions of dollars)

\$21,992,971

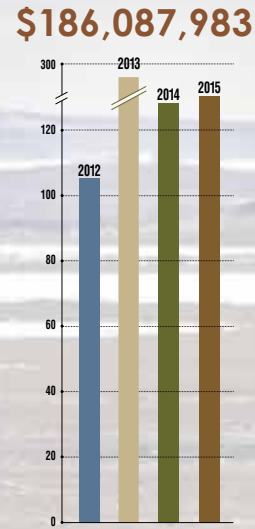


2015 ዲፎጋጮ ስጦት ስርዓት KINAUYALIGIYIT HAVAKHIMAYAIT

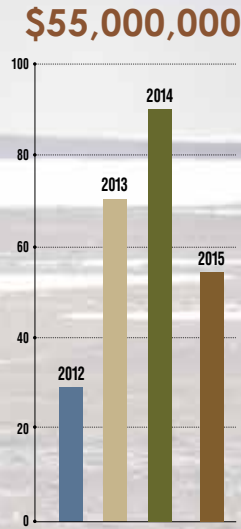
የጋራ የግብርና ስጦት ስርዓት - ልዩ ስርዓት
Papatausimajut pivolliasimaningit - ልዩ ስርዓት (%)



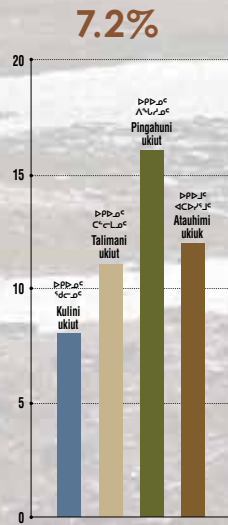
የጋራ የግብርና ስጦት ስርዓት ስጦት ስርዓት
Qiturngiurutinit kiinaujaliuqtauujut
(ፊ-ግብርና ስርዓት ስርዓት ስርዓት)



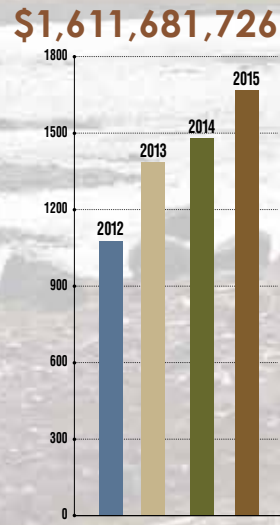
ፊ-ግብርና ስጦት ስርዓት ስጦት ስርዓት
Qiturngiurutinit kiinaujaliuqtauujut
(ፊ-ግብርና ስርዓት ስርዓት ስርዓት)



ፊ-ግብርና ስጦት ስርዓት ስጦት ስርዓት
QKafitiyut utikiyut (%)



የጋራ የግብርና ስጦት ስርዓት ስጦት ስርዓት
Puuqtauujut ammalu angilligi anirmut qaitauujut
(ፊ-ግብርና ስርዓት ስርዓት ስርዓት)



የጋራ የግብርና ስጦት ስርዓት ስጦት ስርዓት
Tunnngavikkunnit ammalu inutuqai utiqititaujumaqaqtuksak
(ፊ-ግብርና ስርዓት ስርዓት ስርዓት)

