DEUTSCHES ELEKTRONEN-SYNCHROTRON DESY

受入
83-8-27
高工研図書室

DESY 83-045
June 1983

# MONTE CARLO CALCULATION OF SU(2) GLUEBALL STATES WITH MANTON'S ACTION

by

B. Berg

*II. Institut für Theoretische Physik der Universität Hamburg*

A. Billoire

*CEN Saclay, Service de Physique Théorique, Gif-sur-Yvette*
*and*
*Deutsches Elektronen-Synchrotron DESY, Hamburg*

K. Koller

*Sektion Physik der Universität München*

ISSN 0418-9833

NOTKESTRASSE 85 · 2 HAMBURG 52

DESY behält sich alle Rechte für den Fall der Schutzrechtserteilung und für die wirtschaftliche Verwertung der in diesem Bericht enthaltenen Informationen vor.

DESY reserves all rights for commercial use of information included in this report, especially in case of filing application for or grant of patents.

To be sure that your preprints are promptly included in the
HIGH ENERGY PHYSICS INDEX ,
send them to the following address ( if possible by air mail ) :

DESY
Bibliothek
Notkestrasse 85
2 Hamburg 52
Germany

DESY 83-045
June 1983

ISSN 0418-9833

# Monte Carlo calculation of SU(2) glueball states with Manton's action

by

B. Berg [1], A. Billoire [2] and K. Koller [3]

## Abstract

Using Manton's action we carry out a Monte Carlo variational calculation of the SU(2) glueball spectrum. We find a scaling window for the $0^+$ state, but no scaling for $1^-$, $2^+$, $2^-$ and $3^+$ states. The $0^+$ result is consistent with universality.

1) II. Institut für Theoretische Physik der Universität Hamburg, Luruper Chaussee 149, D-2000 Hamburg 50.

2) CEN Saclay, Service de Physique Théorique, Orme des Merisiers, F-91191 Gif-sur-Yvette, Cedex, and Deutsches Elektronen-Synchrotron, DESY, Hamburg

3) Sektion Physik der Universität München, Theoretische Physik, Theresienstr. 37, D-8000 München 2



## I. Introduction and Results

In Ref. /1/ Creutz carried out a lattice Monte Carlo (MC) calculation and established a scaling window for the SU(2) and SU(3) string tension. For SU(2) and SU(3) glueballs $0^{++}$ (mass gap) similar scaling windows (albeit on a finer scan) were first found in Refs. /2,3/. With some reservations in mind such scaling windows allow predictions about the continuum limit. For instance a reasonable estimate of the SU(2) string tension (close to that of Refs. /1,4/) is

$$K^w = (79 \pm 12)\, \Lambda_L^w , \tag{1}$$

and the $0^+$ SU(2) glueball estimate of Ref. /2/ is

$$m_g^w = (170 \pm 30)\, \Lambda_L^w . \tag{2}$$

In equations (1), (2) the index w indicates that the calculations were done with the Wilson action /5/, and the $\Lambda$ -scale is defined as usual:

$$\Lambda_L = a^{-1} \left(\frac{6\pi^2}{11}\beta\right)^{\frac{51}{121}} \exp\left(-\frac{3\pi^2}{11}\beta\right)\left(1+\mathcal{O}\left(\frac{1}{\beta}\right)\right). \tag{3}$$

If predictions as (1), (2) are supposed to represent true continuum physics, the question of universality becomes important. This means a wide class of actions has to yield the same continuum theory, when the coupling constant approaches the scaling critical point. In the present paper we use Manton's

action /6/ and carry out a MC variational (MCV) /2,7,8/ calculation of the SU(2) glueball spectrum. Manton's action is given by

$$S^M = \frac{1}{2}\sum_p \frac{1}{2}\,\theta_p^2 , \tag{4}$$

where $\theta_p$ is the plaquette angle, related to the plaquette variable $U_p$ through

$$U_p = \cos\theta_p + i\,\vec{\sigma}\,\hat{n}\,\sin\theta_p .$$

The ratio between the $\Lambda$-scales $\Lambda_L^M$ and $\Lambda_L^W$ has been calculated perturbatively /9,10/:

$$\frac{\Lambda_L^M}{\Lambda_L^W} = r = 3.07 . \tag{5}$$

If the universal (2-loop) part of the $\beta$-function is already dominant in a MC calculation (of the string tension or the mass gap), then the MC calculation would give a similar result for r. Lang et al. /9/ have calculated the string tension with Manton's action. Their result

$$\sqrt{K^M} = (16.2 \pm 0.6)\ \Lambda_L^M \tag{6.a}$$

gives (combined with (1))

$$r_{\sqrt{K}} = 4.9 \pm 1.0 \tag{6.b}$$

and indicates relevant three loop corrections to (at least one of) the $\Lambda$-scales (3).

Our present mass gap calculation gives

$$m_g^M = (49 \pm 6)\ \Lambda_L^M . \tag{7.a}$$



Combined with (2) this yields

$$r_{m_g} = 3.5 \pm 1.0 . \tag{7.b}$$

In contrary to (6.b) equation (7.b) is well consistent with the analytic result (5). Definite conclusions are difficult because of the large error bars in (6.b), (7.b). Higher perturbative corrections to the $\Lambda$-scales drop out in mass ratios like

$$m_g^W \Big/ \sqrt{K^W} = 2.2 \pm 0.8 \tag{8.a}$$

as obtained from (1), (2), and

$$m_g^M \Big/ \sqrt{K^M} = 3.0 \pm 0.5 \tag{8.b}$$

as obtained from (6.a), (7.a). Clearly equations (8) are consistent with universality, but they are not very restrictive.

In the present paper we use the MCV method /2,7,8/ *). By a different method Mütter ans Schilling /12,13/ investigated scaling for the SU(2) mass gap. For the Wilson as well as for the Manton action they found scaling windows. Their results are

$$m_g^W = (185 \pm 25)\ \Lambda_L^W \qquad /12/ \tag{9}$$

and

$$m_g^M = (46 \pm 6.3)\ \Lambda_L^M \qquad /13/ \tag{10.a}$$

leading to

$$r_{m_g} = (4.0 \pm 1.0) . \tag{10.b}$$

---

*) For reviews of glueball calculations in lattice gauge theories see Ref. /11/.

These results are in good agreement with (2), (7.a,b) (consequently also with equations (8)).

Our mass gap $m(0^+)$ results are presented in section II. The MCV method is also suitable for calculating excited glueball states /7,8,14/. Using all Wilson loops up to length 6 we obtain MC results for $1^-$, $2^+$, $2^-$ and $3^+$ states, which are presented in section III. Finally some summary and conclusions are given in section IV.



## II. The Mass Gap

We use the MCV 2-point correlation procedure as described in Ref. /2/. We measure Wilson loops $W_i$ ($i = 1, \ldots, 4$) up to length 6 as depicted in Fig. 1. The operator

$$\mathcal{O} = \sum_{i=1}^{4} c_i W_i \tag{11}$$

is constructed, such that the signal

$$c(t) = \langle \mathcal{O}(t)\, \mathcal{O}(0) \rangle - \langle \mathcal{O}(0) \rangle^2 \tag{12}$$

is maximized for correlations from distance $t = 1$. By summing each Wilson loop over spacelike translations and orientations momentum $\vec{p} = 0$ and angular momentum $0^+$ (more precisely $A_1^+$ /14/) is obtained.

Our MCV calculation is carried out on an $4^3 \cdot 16$ lattice ($4^3$ is the spacelike box ). To speed up the calculation we use the 120-element icosahedral subgroup /15/, and as in Ref. /9/ a table for Manton's action (4) is used. Metropolis upgrading with 6 trials for each matrix is done. One sweep through the lattice is defined by upgrading each link matrix precisely once (S-upgrading in the notation of Ref. /14/). At each considered $\beta$ -value we have first spent 3000 sweeps for equilibrium without measurements, and then assembled the following statistics:

25 000 sweeps at $\beta = 1.20, 1.30$,

40 000 sweeps at $\beta = 1.40, 1.45, 1.50, 1.55, 1.60, 1.65, 1.70$,

and 25 000 sweeps at $\beta = 1.80, 1.90$.

All our error bars are computed with respect to 10 bins. The total calculation took 76 CYBER 175 hours, this is roughly equivalent to 38 CDC 7600 hours.

Our final mass gap results are summarized in Fig. 2 and Fig. 3. We use the glueball mass definition

$$\hat{m}(t) = - \ln \left(\frac{c(t)}{c(t-1)}\right) \tag{13}$$

with c(t) defined by (12). In Fig. 2 we give results as obtained from plaquette-plaquette correlations alone. Glueball mass definitions for single operators are denoted $\hat{m}_i(t)$. They are defined by equation (13) with $c_j = \delta_{ij}$ in equation (11).

Fig. 3 gives our results after minimization. Minimization lowers considerably the results from correlations at distance t = 1. $\hat{m}(1)$ is already a good upper bound. The final estimate takes $\hat{m}(2)$, $\hat{m}_i(2)$ into account and some results for $\hat{m}(3)$, $\hat{m}_i(3)$ are also out of the statistical noise. Similar as in Ref. /13/ a <u>scaling window</u> is found for

$$1.4 \lesssim \beta \lesssim 1.7 \tag{14}$$

Comparison of $\hat{m}_1(2)$ and of $\hat{m}(2)$ shows that these values can hardly be distinguished within statistical errors, and within the scaling window these values are argued to exhibit the asymptotic behaviour $t \to \infty$ quite accurately. Putting all our information together, we obtain the estimate (7.a) of the introduction.

At $\beta = 1.55$ we can compare with results from 9000 sweeps on an $8^4$ lattice as given in Ref. /7/. This is done in Table 1. Within the statistical errors only small finite size effects are indicated.



Finally we would like to mention that our high statistics data, show that the distance zero plaquette plaquette correlation function $C_{11}(0)$ is a very smooth function of $\beta$ (see Fig. 4). This may well be in contradiction with the claim made in Ref. /9/ of a break in the slope of the derivative of the adverage plaquette energy $-\frac{\partial E}{\partial \beta}$ at $\beta = 1.6$ using the Manton action. Both quantities are defined by equations (11), (12) with $c_i = \delta_{i1}$. For $C_{11}(0)$ one uses space like plaquettes at time t = 0 (summed over space translation and rotations) whereas for $-\frac{\partial E}{\partial \beta}$ all the plaquettes of the lattice are used. This should not make much difference as far as qualitative properties, like the presence of a phase transition, are concerned.

## III. Excited States

As in the previous section we consider the spacelike Wilson loops of Fig. 1. In Ref. /14/ we have explicitly constructed all irreducible representations of the full cubic group on each of these loops. For the convenience of the reader we repeat some of the results.

In the standard notation for point groups the irreducible representations of the full cubic group are $A_1^P(1d)$, $T_1^P(3d)$, $E^P(2d)$, $T_2^P(3d)$ and $A_2^P(1d)$ ($P = \pm$ parity and in brackets the dimension of the representation). In the continuum limit of an MCV calculation these representations become respectively related to spin $0^P$, $1^P$, $2^P$, $2^P$ and $3^P$. For SU(2) the representations R (# OP) of the full cubic group on the operators OP of Fig. 1 decompose as follows:

$$R(\#1) = A_1^+ \oplus E^+ \tag{15.a}$$

$$R(\#2) = A_1^+ \oplus A_2^+ \oplus 2E^+ \tag{15.b}$$

$$R(\#3) = A_1^+ \oplus E^+ \oplus T_2^+ \oplus T_1^- \oplus T_2^- \tag{15.c}$$

$$R(\#4) = A_1^+ \oplus T_2^+ . \tag{15.d}$$

In section II we have investigated the $A_1^+$ representation. Now we consider $T_1^-$, $E^+$, $T_2^+$, $T_2^-$ and $A_2^+$. Our MC statistics is that of section II.

From our SU(3) experience /14/ we expect high lying excited states (in units of $m(0^+)$) and severe problems with scaling. However, for SU(2) with Manton's action it was claimed in Ref. /7/ that (at $\beta = 1.55$ on an $8^4$ lattice) spin 2 and 3 states are obtained with masses of the order $m(0^+) \pm 30\%$. With our present high statistics analysis such a result can be ruled out. It is consistent to attribute it to be due to a statistical fluctuation.



As for SU(3) /14/ we find the lowest mass values for the $E^+$ representation. Details are, however, quite different. Our present main results for the $E^+$ representation are summarized in Fig. 5. Minimization at distance t = 1 lowers significantly mass values as obtained from the 1-plaquette operator ($m_1^{E^+}(1)$) alone. For the optimized wave function the signal is supposed to be maximal. We have results for $m^{E^+}(2)$, which are clearly out of the statistical noise, in contrary to the results $m_i^{E^+}(2)$ (i = 1, ..., 4) for single operators. It is remarkable that the $m^{E^+}(2)$ results are well consistent with the $m^{E^+}(1)$ results. This means we do not expect a very drastic lowering for this state by going to larger distances. In Fig. 5 we see no signal for scaling, albeit the $m^{E^+}(2)$ results do not necessarily exclude scaling. In Table 2 we have for the considered values of $\beta$ collected the fractions $m^{E^+}(1)/m^{A_1^+}(1)$. In the scaling window of $m^{A_1^+}(1)$ we find a steady increase. But in contrary to SU(3) all fractions are below the two-particle $0^+$ threshold. Therefore our present $2^+$ data are consistent with rather late scaling of the $2^+$ state and a mass value $1.5\, m(0^+) < m(2^+)$. Unfortunately the lack of scaling prevents any serious prediction of the continuum limit. Our results from $T_2^+$ are consistent with those from $E^+$.

Finally we have collected in Table 3 our results for $1^-$, $2^-$ and $3^+$. As is obvious from the equations (15) each of the result relies on a single operator. The results at distance t = 1 are much higher, than those for $2^+$ from single operators. At distance t = 2 only noise is obtained. With an insufficient statistics accidentally low lying results may be obtained. For instance $m^{T_2^-}(2) = 1.0 \pm 0.3$ ($\beta = 1.55$) or $m^{A_2^+}(2) = 1.1 \pm 0.5$ ($\beta = 1.60$). In view of an unstable overall pattern such values have to be discarded. Conclusions are difficult, at least it is indicated that all these states are much higher than $0^+$ and also $2^+$.

## IV. Summary and Conclusions

Our MCV calculation for SU(2) lattice gauge theory with Manton's action has given a scaling window for the $m(0^+)$ state. Comparing the continuum estimate (7.a) with the corresponding one for Wilson's action (2), consistency with universality is found. A warning comes, however, from the 2d $\sigma$-model. In this model mass gap results with the 1-loop improved action /16/ are very different from those with the standard action, whereas mass gap results with the tree-level improved action /17/ are rather close to those with the standard action.

Our results for $2^+$ vary between $1.2\ m(0^+) < m(2^+) < 1.8\ m(0^+)$ (Table 2). The upper value is much lower than the corresponding one in case of SU(3) /14/ with Wilson's action. Lack of scaling, however, prevents a continuum estimate. The results for $1^-$, $2^-$ and $3^+$ states are again much higher, and we do not have a good explanation. A discussion would be similar to that given in Ref. /14/.

Acknowledgement:

The Monte Carlo calculations were carried out at the Leibnitz-Rechenzentrum der Bayrischen Akademie der Wissenschaften, München.



## References

1.) M. Creutz, Phys. Rev. D21 (1980) 2308; Phys. Rev. Lett. 45 (1980) 313

2.) B. Berg, A. Billoire and C. Rebbi, Ann. Phys. (NY) 142 (1982) 185, and addendum Ann. Phys. (NY)

3.) B. Berg and A. Billoire, Phys. Lett. 113B (1982) 65

4.) B. Berg and J. Stehr, Z. Phys. C9 (1981) 333

5.) K. Wilson, Phys. Rev. D10 (1974) 2445

6.) N.S. Manton, Phys. Lett. 96B (1980) 328

7.) M. Falcioni, E. Marinari, M.L. Paciello, G. Parisi, F. Rapuano, B. Taglienti and Zhang-Yi-Cheng, Phys. Lett. 110B (1982) 295

8.) K. Ishikawa, M. Teper and G. Schierholz, Phys. Lett. 110B (1982) 399

9.) C.B. Lang, C. Rebbi, P. Salomonson and B.S. Skagerstam, Phys. Lett. 101B (1981) 173; Phys. Rev. D26 (1982) 2028

10.) A. Gonzalez-Arroyo and C.P. Korthals Altes, Nucl. Phys. [B205] FS5 (1982) 46

11.) B. Berg, Preprint, CERN-TH.3227, cf. also Proceedings of the 21. International Conference on High Energy Physics, Journal de Physique, Vol. 43 (1982) C3-272
A. Billoire in "Monte-Carlo Methods in Quantum Problems" Ed. A. Kalos

12.) K.H. Mütter and K. Schilling, Phys. Lett. 117B (1982) 75

13.) K.H. Mütter and K. Schilling, Phys. Lett. 121B (1983) 267

14.) B. Berg and A. Billoire, Phys. Lett. 114B (1982) 324; Nucl. Phys. B221 (1983) 109; Preprint CEN-SACLAY SPH.T/42 (1983)

15.) C. Rebbi, Phys. Rev. D21 (1980) 3350;
D. Petcher and D. Weingarten, Phys. Rev. D22 (1980) 2465;
G. Bhanot, C. Lang and C. Rebbi, Computer Phys. Comm. 25 (1982) 275

16.) K. Symanzik, Preprints, DESY 83-016, 83-026;
B. Berg, S. Meyer, I. Montvay and K. Symanzik, Preprint, DESY 83-015;
B. Berg, Preprint, DESY 83-031

17.) M. Falcioni, G. Martinelli, M.L. Pacielo, G. Parisi, B. Taglienti, Preprint, Frascati 1983



Figure Captions

Fig. 1: Wilson loops up to length 6.

Fig. 2: Mass gap $m(0^+)$ results from the $\square$ -plaquette operator.

Fig. 3: Minimized mass gap $m(0^+)$ results.

Fig. 4: The connected correlation function $C_{11}(0)$ as function of .

Fig. 5: MCV results for $m(2^+)$ with the representation $E^+$.

| | $4^3 \cdot 16$ | $8^4$ Ref. /7/ |
|---|---|---|
| $\tilde{m}(t=1)$ | $2.07 \pm 0.02$ | */. |
| $\tilde{m}(t=2)$ | $1.83 \pm 0.09$ | $1.85 \pm 0.23$ |
| $\tilde{m}_1(t=1)$ | $2.47 \pm 0.02$ | $2.54 \pm 0.06$ |
| $\tilde{m}_1(t=2)$ | $1.73 \pm 0.12$ | $2.13 \pm 0.46$ |

Table 1

Comparison of our results on an $4^3 \cdot 16$ lattice with those of Ref. /7/ on an $8^4$ lattice ($\beta = 1.55$).



| $\beta$ | $m^{E^+}(1)/m^{A_1^+}(1)$ |
|---|---|
| 1.20 | 1.27 |
| 1.30 | 1.31 |
| 1.40 | 1.45 |
| 1.45 | 1.52 |
| 1.50 | 1.58 |
| 1.55 | 1.63 |
| 1.60 | 1.68 |
| 1.65 | 1.75 |
| 1.70 | 1.70 |
| 1.80 | 1.46 |
| 1.90 | 1.36 |

Table 2

Mass fractions $0^+/2^+$ from minimized results at distance t=1.

| $\beta$ | $m(1^-)$ | $m(2^-)$ | $m(3^+)$ |
|---|---|---|---|
| 1.20 | 6.1 ± 0.4 | 5.7 ± 0.7 | 5.5 ± 0.4 |
| 1.30 | 7.2 ± 0.9 | 5.2 ± 0.4 | 5.3 ± 0.4 |
| 1.40 | 6.3 ± 0.6 | 4.9 ± 0.2 | 5.0 ± 0.2 |
| 1.45 | 5.8 ± 0.4 | 5.0 ± 0.3 | 4.8 ± 0.2 |
| 1.50 | 5.8 ± 0.3 | 4.5 ± 0.2 | 4.8 ± 0.2 |
| 1.55 | 5.8 ± 0.4 | 4.6 ± 0.1 | 4.5 ± 0.1 |
| 1.60 | 6.1 ± 0.4 | 4.6 ± 0.2 | 4.9 ± 0.2 |
| 1.65 | 5.9 ± 0.3 | 4.6 ± 0.2 | 4.4 ± 0.1 |
| 1.70 | 6.1 ± 0.4 | 4.4 ± 0.2 | 4.3 ± 0.1 |
| 1.80 | 6.4 ± 0.6 | 4.5 ± 0.2 | 4.3 ± 0.2 |
| 1.90 | 6.2 ± 0.4 | 4.3 ± 0.1 | 4.3 ± 0.3 |

Table 3

Excited glueball states from correlations at distance t=1.

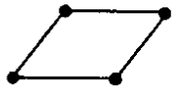

Operator #1

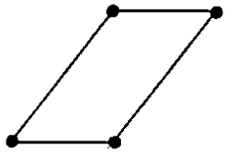

Operator # 2

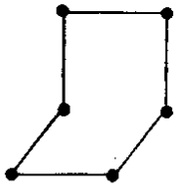

Operator # 3

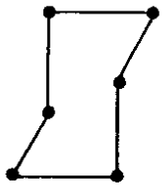

Operator # 4

Fig. 1

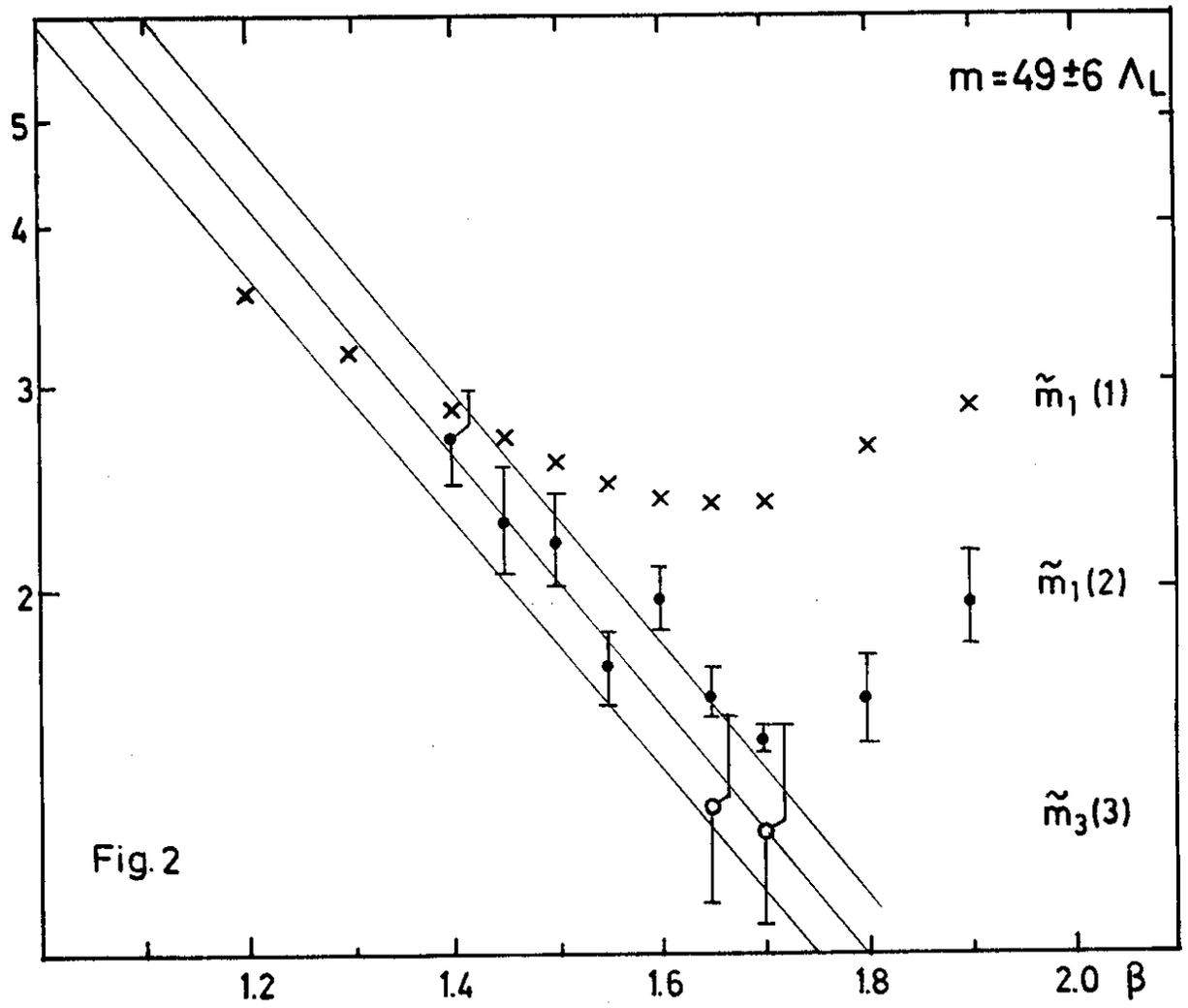
m = 49 ± 6 Λ_L
5
4
3
2
m̃₁ (1)
m̃₁ (2)
m̃₃ (3)
1.2
1.4
1.6
1.8
2.0
β

Fig. 2

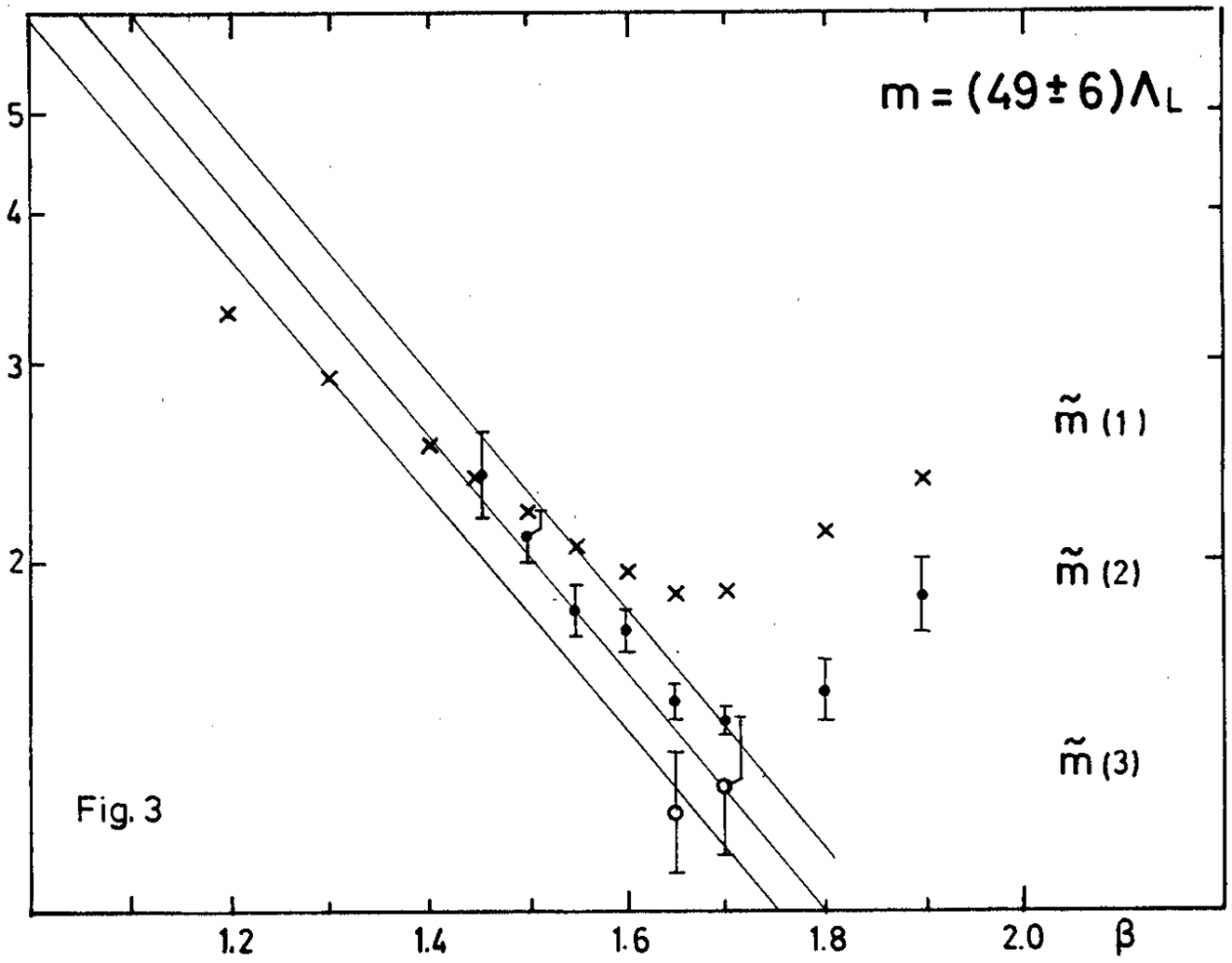
m = (49 ± 6) Λ_L
5
4
3
2
m̃ (1)
m̃ (2)
m̃ (3)
1.2
1.4
1.6
1.8
2.0
β

Fig. 3

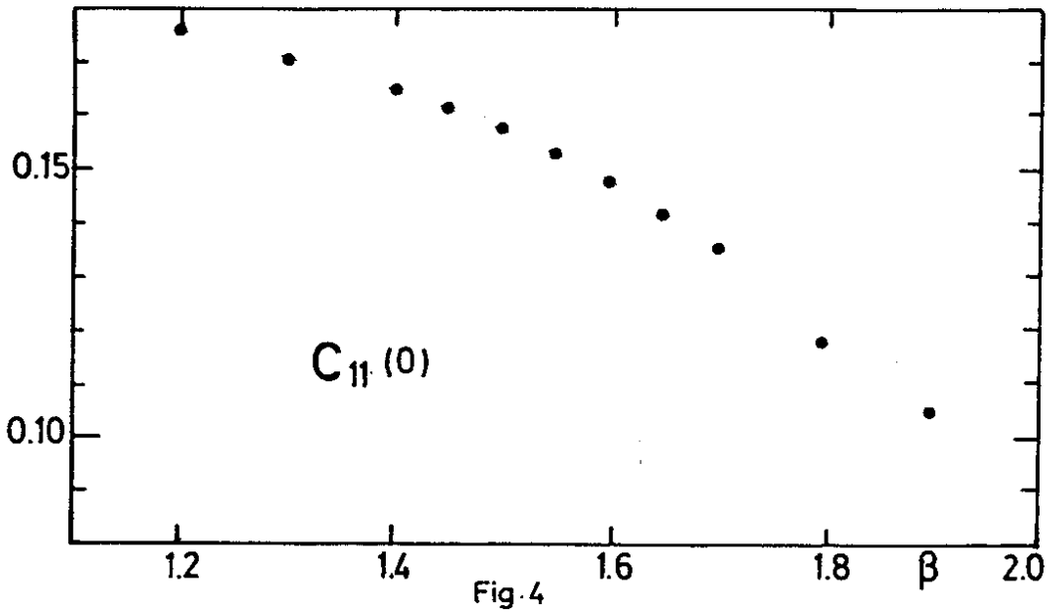
0.15
0.10
$C_{11}(0)$
1.2
1.4
1.6
1.8
β
2.0

Fig. 4

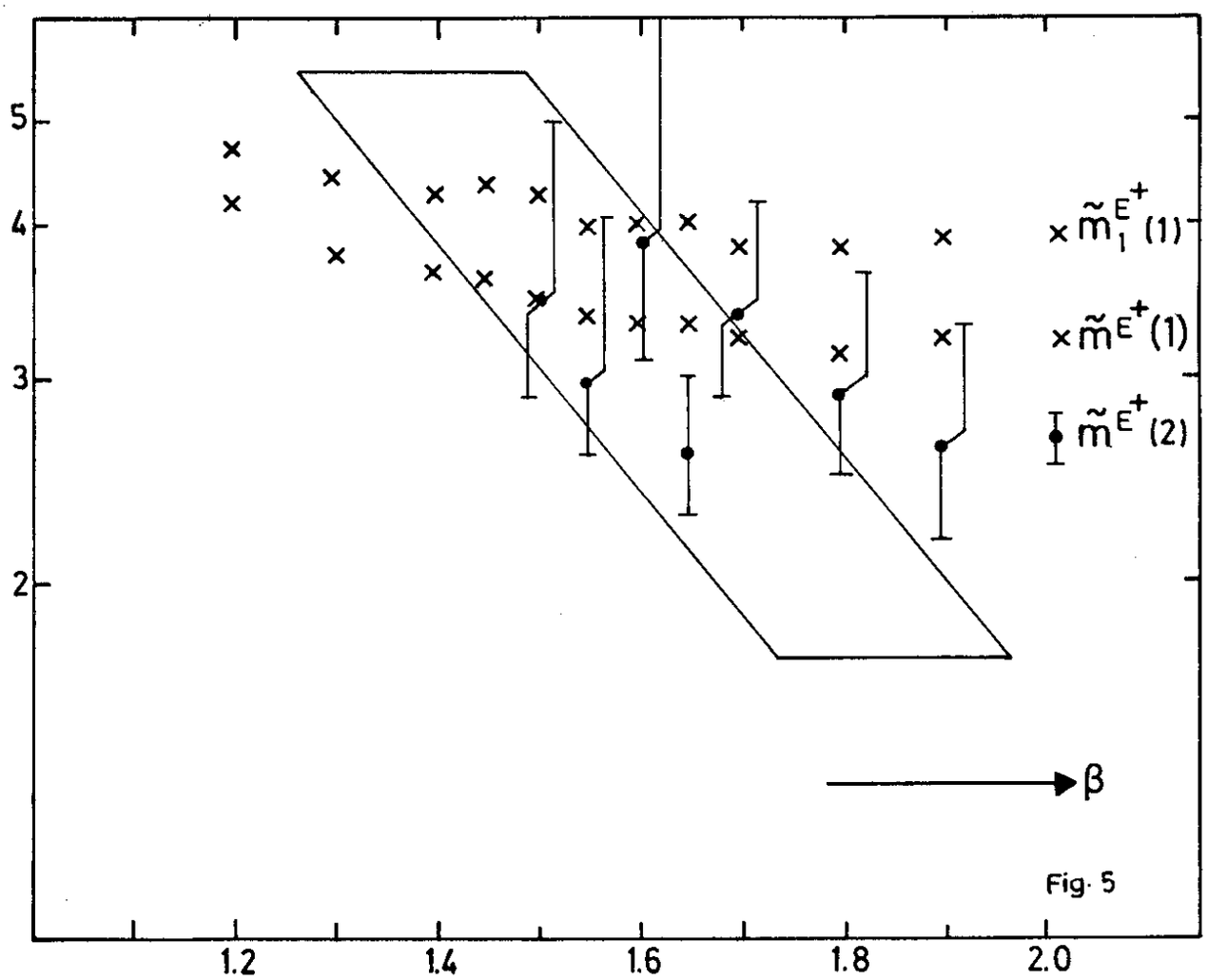
5
4
3
2
$\tilde{m}_1^{E^+}(1)$
$\tilde{m}^{E^+}(1)$
$\tilde{m}^{E^+}(2)$
β
1.2
1.4
1.6
1.8
2.0

Fig. 5