

PLUTO RESULTS ON JETS AND QCD

*PLUTO COLLABORATION*

*presented by V. Hepp*

**DESY behält sich alle Rechte für den Fall der Schutzrechtserteilung und für die wirtschaftliche Verwertung der in diesem Bericht enthaltenen Informationen vor.**

**DESY reserves all rights for commercial use of information included in this report, especially in case of apply for or grant of patents.**

**To be sure that your preprints are promptly included in the  
HIGH ENERGY PHYSICS INDEX ,  
send them to the following address ( if possible by air mail ) :**

**DESY  
Bibliothek  
Notkestrasse 85  
2 Hamburg 52  
Germany**

## PLUTO RESULTS ON JETS AND QCD

PLUTO COLLABORATION  
(presented by V. Hepp)<sup>†</sup>

### ABSTRACT

Results obtained with the PLUTO detector at PETRA are presented. Multihadron final states have been analysed with respect to clustering, energy-energy correlations and transverse momenta in jets. QCD predictions for hard gluon emission and soft gluon-quark cascades are discussed. Results on  $\alpha_s$  and the gluon spin are given.

### CLUSTER ANALYSIS

In contrast to existing methods of finding jet-axes, e.g. diagonalization of the momentum tensor<sup>1</sup>, the geometrical pattern of the final state hadrons is used to extract their clustering properties. The idea is, of course, that a fast primordial parton is expected to materialize into a cluster of hadrons which are closely distributed around the original parton axis at high energies. In a first step, we use only the directions of charged and neutral particles to define pre-clusters by requiring any two of them to be within a 'collecting angle'  $\alpha$ . Then preclusters are merged into clusters, if the momentum vectors of any two of them subtend an angle smaller than  $\beta$ . A cluster is called a jet, if the energy contained in it exceeds typically 2 GeV, as motivated by low energy results. For  $\alpha$  and  $\beta$  values around  $30^\circ$  were used, corresponding to  $\sim 7\%$  of  $4\pi$ . With this method the experimental number of jets in every event was determined. This number is not necessarily equal to the number of fast primordial partons. The efficiency of the collecting algorithm was determined with  $q\bar{q}$ ,  $q\bar{q}g$  and  $ggg$  Monte Carlo studies including complete simulation of the detector and radiation. The unbiased reconstruction of the parton quantities based on zero mass kinematics was verified.

The PLUTO data at cms energies between 27 and 32 GeV were passed through the cluster program. For each event the number of jets/event ( $n_j$ ) was determined. In the sample of 860 selected hadronic events  $\sim 250$  were found with  $n_j = 3$ . Fig. 1 shows the observed  $n_j$  distribution (full circles) compared with the expected one for the  $q\bar{q}$  and  $q\bar{q}g$  Monte Carlo (triangles and rectangles, resp.). We find good agreement with the  $q\bar{q}g$  prediction.

The  $n_j$  distribution for isotropic phase space has a maximum at  $n_j = 5$  (not shown).  $t\bar{t}$  production with  $Q = 1/3$  would predict an excess of entries for  $n_j > 3$  and is excluded by more than 7 s.d.. Since all events in the  $n_j = 4$  class can be explained by the 1<sup>st</sup> order QCD predictions, we do not see any sizeable production of 4 energetic jets in our data.

---

<sup>†</sup> Talk given at the XX<sup>th</sup> International Conference on High Energy Physics, University of Wisconsin, Madison, 1980

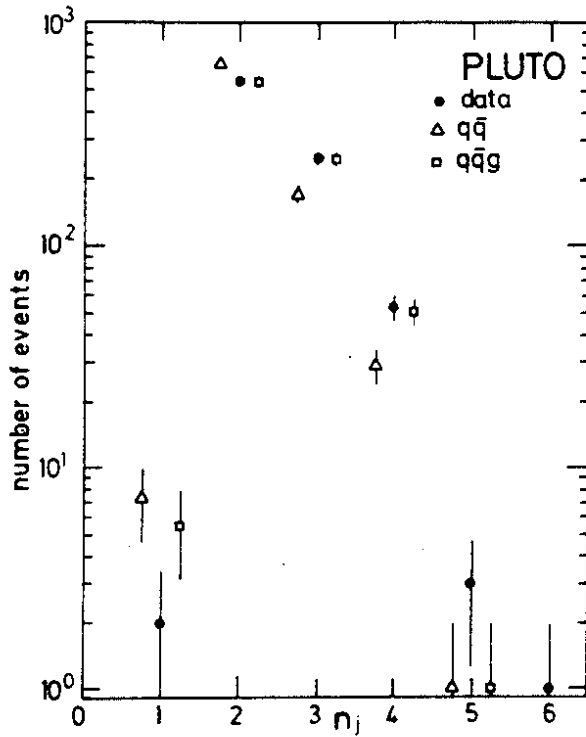


Fig. 1  $n_j$  distributions  
(see text)

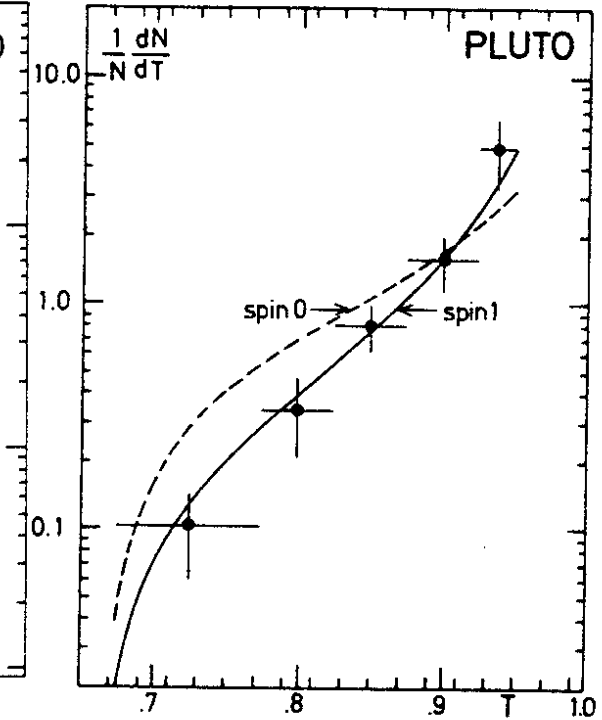


Fig. 2 Parton thrust distribution  
solid (dashed) curves: spin = 1 (0)  
predictions

From the  $n_j = 2$  class we determined the transverse spread  $\sigma_q$  in the quark fragmentation to be  $\sigma_q = (290 \pm 30)$  MeV. From the number of events with  $n_j = 3$  we obtained (after applying more severe cuts, e.g. thrust  $< 0.925$ ) for the strong coupling constant:  $\alpha_s = 0.16 \pm 0.03$  (stat. error)  $\pm 0.03$  (syst. error). Background due to hard photons or  $2\gamma$  events was found to be small. The systematic error in  $\alpha_s$  reflects the uncertainties introduced by the cuts and the correlations with  $\sigma_q$ .

The parton thrust distribution after subtraction of the  $q\bar{q}$  background is displayed in Fig. 2. The solid curve in the figure is the absolute prediction<sup>2</sup> from 1<sup>st</sup> order QCD for gluon spin = 1. The dashed curve is the spin = 0 prediction<sup>3</sup> normalized to the number of events which is clearly disfavored ( $\chi^2$  is 28.7 for 4 degrees of freedom).

#### ENERGY-ENERGY CORRELATIONS

As a measure of parton cascading we studied energy-energy correlations of the form

$$\frac{1}{\sigma} \frac{d\sigma}{d\theta} = \sum_{a, b} \int \frac{1}{\sigma} \frac{d^3\sigma}{dz_a dz_b d\theta} z_a z_b dz_a dz_b$$

with  $z_{a, b} = E_{a, b} / E_{cm}$ ,  $\theta$  = angle between hadron a and hadron b.

The data are compared with theoretical QCD predictions which depend only on the scale parameter  $\Lambda$ . They are divided into 3 separate angular regions, namely:

- i) small  $\theta$ : QCD leading log approximation (LLA)<sup>4</sup>
- ii) 90 degree region: 1<sup>st</sup> order QCD<sup>5</sup>
- iii) large  $\theta$ : QCD-LLA<sup>6</sup>

However, additional correlations from the final hadron formation processes are neglected.

We have used only charged particles in the analysis and have corrected the data for particle losses, detector effects and radiation. Figs. 3 (a) and (b) show the energy-energy correlations for different energies.

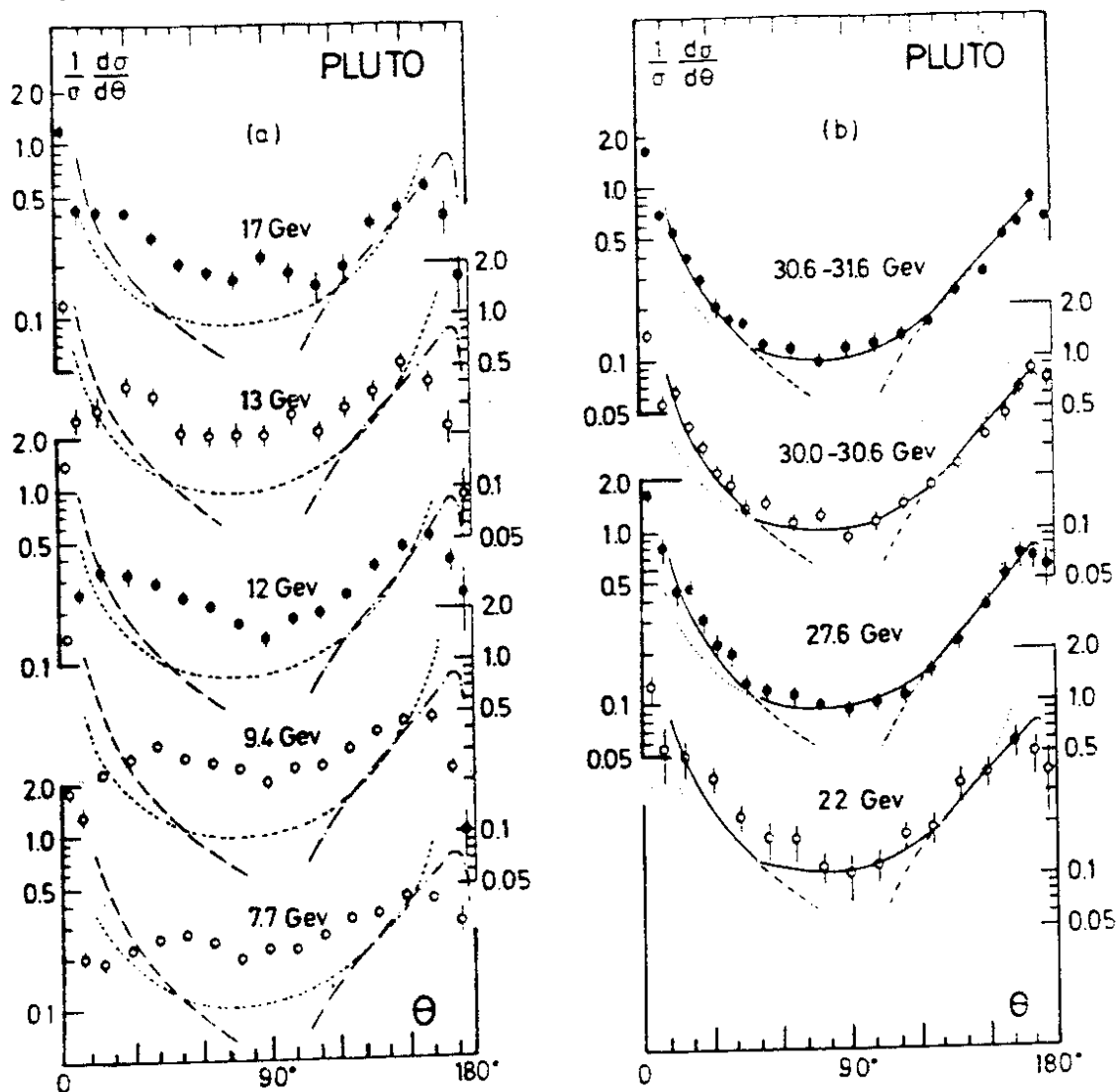


Fig. 3 Energy-energy correlations and theoretical predictions (see text). Dashed curves, ref. 4; dotted curves, ref. 5; dashed-dotted curves, ref. 6; full curves, fit to  $\Lambda$ .

In Fig. 3 (a) the theoretical expectations are given using  $\Lambda = 500$  MeV. No attempt was made to fit the data, since large non-perturbative contributions are expected. The data above 20 GeV (Fig. 3 (b)) were fitted and an acceptable  $\chi^2$  was obtained for  $\alpha_s = 0.26 \pm 0.01$  (stat. error)  $\pm 0.06$  (syst. error). This value is larger than  $\alpha_s$  obtained from e.g. 3 jet studies<sup>8</sup> indicating a non-negligible contribution due to fragmentation even at our highest energy points.

### TRANSVERSE MOMENTUM IN JETS

The summed transverse momentum  $K_{\perp}$  in jets is expected to be less sensitive to hadronization effects than single particle transverse momenta  $p_{\perp}$ .

We define:  $K_{\perp} = |\sum_i \vec{p}_{\perp i}|$  where  $\vec{p}_{\perp i}$  is transverse to the thrust axis  $T$  and summation includes only particles on one side of an arbitrary plane containing  $T$ . The thrust axis  $T$  is defined in the usual way with neutral and charged particles. We use, however, for  $K_{\perp}$  only charged particles and average  $K_{\perp}$  over several random planes to reduce fluctuations. The data were fully corrected for detector- and radiation effects.

At low  $Q$  we find very good agreement with theoretical predictions<sup>7</sup> based on QCD-LLA, namely

- i) the probability distribution  $dP/dK_{\perp}$
- ii)  $x_{\perp} = K_{\perp} / \langle K_{\perp} \rangle$  scales ("scaling in the mean")
- iii)  $\langle K_{\perp}^2 \rangle$  is proportional to  $Q^2$

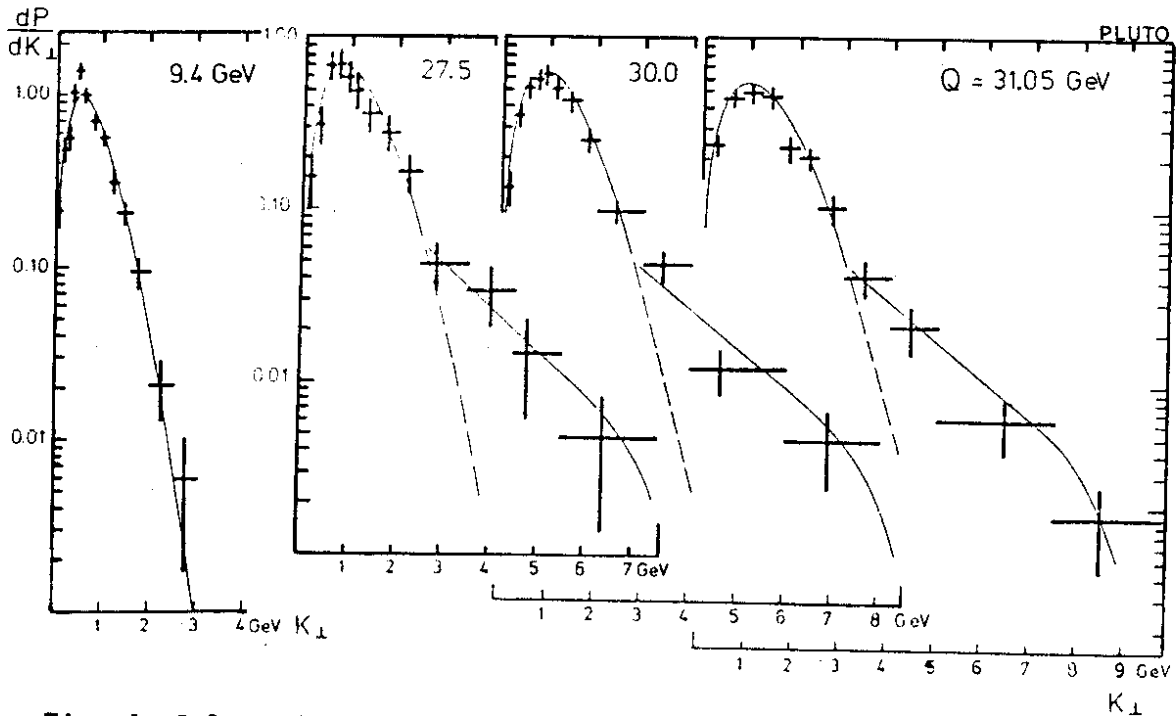


Fig. 4 Selected  $K_{\perp}$  distributions (see text)

As an example we show in Fig. 4 some experimental  $K_{\perp}$  distributions as function of  $Q$ . At low energies the QCD-LLA prediction i) describes the data very well. At high  $Q$ , however, we see clear deviations in the large  $K_{\perp}$  tail of the distributions. We interpret the excess of data in the tails as due to the onset of hard gluon bremsstrahlung and fit that part of the distributions separately to 1<sup>st</sup> order QCD predictions. By comparing the two contributions we can determine  $\alpha_s$  without recourse to Monte Carlo calculations involving fragmentation parameters or by explicitly counting jet numbers. Preliminarily we get:  $\alpha_s = 0.19 \pm 0.02$  (stat. error)  $\pm 0.04$  (syst. error) at  $Q = 30$  GeV. The systematic error is mainly due to the uncertainty in defining the high  $K_{\perp}$  regime where  $K_{\perp}$  is essentially given by the transverse momentum of the hard gluon.

#### SUMMARY

We have measured parton distributions in multi-jet events with a new cluster algorithm. We find excellent agreement with 1<sup>st</sup> order QCD predictions in the class of identified 3 jet events and determine:  $\alpha_s = 0.16 \pm 0.03$  (stat. error)  $\pm 0.03$  (syst. error). From the 2 jet class we find:  $\sigma_Q = (290 \pm 30)$  MeV. The parton thrust distribution favors clearly gluon spin = 1.

We have measured the energy-energy correlations of any two particles in hadronic events. At high energies the data approach the predictions of perturbative QCD calculations.

We have measured the transverse momentum  $K_{\perp}$  in jets as a function of energy. We find good agreement with various QCD predictions, based on LLA and the 1<sup>st</sup> order calculation of hard gluon emission, and in particular:

$K_{\perp} / \langle K_{\perp} \rangle$  shows "scaling in the mean"

$\langle K_{\perp}^2 \rangle$  increases linearly in  $Q^2$

$\alpha_s$  is directly given by the high  $K_{\perp}$  tail at large energies.

I wish to thank all members of the PLUTO collaboration for their help in preparing this talk. I am very grateful to S. Ellis for many comments.

#### REFERENCES

1. J.D. Bjorken and S.J. Brodsky, Phys. Rev. D1, 1416 (1970)
2. J. Ellis, M.K. Gaillard and G.G. Ross, Nucl. Phys. B11, 253, (1976)
3. G. Schierholz, DESY-preprint 79/71 (1979)
4. K. Konishi, A. Ukawa and G. Veneziano, Phys. Lett. 80B, 259 (1979)
5. C.L. Basham, L.S. Brown, S.D. Ellis and T.S. Love, Phys. Rev. Lett. 41, 1585 (1978)
6. Y.L. Dokshitzer, D.T. T'yakonov and S.T. Troyan, Phys. Rep. 58C, 269 (1980)
7. G. Curci, M. Greco and Y. Srivastava, Phys. Rev. Lett. 43, 834 (1979) and Nucl. Phys. B159, 451 (1979)
8. TASSO Coll., R. Brandelik et al., Phys. Lett. 86B (1979) 243 and 94B (1980) 437  
D. P. Barber et al., Phys. Rev. Lett. 43 (1979) 830; Phys. Lett. 89B (1980) 139  
JADE Coll., W. Bartel et al., Phys. Lett. 91B (1980) 142.