

DEUTSCHES ELEKTRONEN-SYNCHROTRON DESY

DESY 75/49
November 1975



Two-Component Picture of e^+e^- Inclusive Processes

by

F. Elvekjaer and F. Steiner
II. Institut für Theoretische Physik der Universität Hamburg

PL 60B(1976)45-6

2 HAMBURG 52 . NOTKESTIEG 1

To be sure that your preprints are promptly included in the
HIGH ENERGY PHYSICS INDEX,
send them to the following address (if possible by air mail) :

DESY
Bibliothek
2 Hamburg 52
Notkestieg 1
Germany

Two - Component Picture of e^+e^- Inclusive Processes

F. Elvekjaer and F. Steiner

II. Institut für Theoretische Physik, Universität Hamburg ⁺⁾

⁺⁾

Supported by the Bundesministerium für Forschung und Technologie.

Abstract: From the hypothesis that the characteristics of hadronic production in e^+e^- are those seen in transverse distributions of hadron - hadron collisions we are lead to consider the inclusive distributions in e^+e^- annihilation as composed of two contributions, a cluster component which contains the e^+e^- resonances and a parton component. The decay of the cluster is described by the same production radii as those observed in hadron - hadron collisions. The parton component obeys asymptotically Bjorken scaling and the approach to scaling is set by a mass of 1.2 GeV. Within this picture we give a simple explanation of the energy dependence of the average charged energy and the multiplicity.

In addition to the new particles and the measurement of the total cross-section up to the c.m. energy W of 7.4 GeV the new e^+e^- machines have provided us with new data on inclusive distributions, multiplicities and average energies¹⁾. To explain these data several models have been proposed. These models fall roughly into two classes: The quark-parton picture and the cluster or thermodynamical picture²⁾. The parton model lead to the idea of Bjorken scaling³⁾ which is not met with the data for the scaling variable $2p/W$ (p = c.m. momentum of the observed particles) of less than 0.4¹⁾. The cluster or thermodynamical models fail to reproduce the observed large p behaviour of the inclusive distributions. Also none of the proposed models give a satisfactory explanation of the observed behaviour of the average energy as a function of W .

In this paper we propose to picture the inclusive e^+e^- data as composed of two components, a cluster component and a scaling parton component. The basic idea is here that the characteristics of hadronic production in e^+e^- are those seen in transverse distributions of hadron - hadron collisions.

The structure of p_{\perp} -distributions for production of a hadron, h , by the inclusive process $p+p \rightarrow h + \text{anything}$ is at the ISR of the following form at longitudinal momentum $p_{\parallel} = 0$ (90°) in the c.m. system⁴⁾

$$E \left. \frac{d\sigma}{d^3p} \right|_{p_{\parallel}=0} = c(M) e^{-2r p_{\perp}} + \frac{f(x)}{(p_{\perp}^2 + m^2)^N} \quad (1)$$

The scaling variable is $x = 2p_{\perp}/M$ and M is the missing mass.

The choice of the variables $(p_{\parallel}, p_{\perp}, M)$ is motivated by the study in refs.^{5,6)} of the structure of inclusive and exclusive hadron - hadron collisions in the transverse position plane (impact parameter plane). This study lead to the assignment of a production radius, r_h , to each type of hadron, h . These

production radii are for the pions, kaons and nucleons

$$r_{\pi} \approx 3.0 \text{ GeV}^{-1}; \quad r_k \approx 2.5 \text{ GeV}^{-1}; \quad r_N \approx 2.0 \text{ GeV}^{-1}. \quad (2)$$

They are independent of p_{\perp} and they describe the p_{\perp} -distributions of both inclusive and exclusive two-to-two hadron-hadron collisions at not too large values of p_{\perp} . The coefficient $C(M)$ is a slowly varying function of M and for practical purposes we have of course $M \approx W$, where W is the total c.m. energy. The form of the first component in eq.(1) is similar to that given in statistical or thermodynamical models ²⁾. We therefore expect this contribution to contain the direct channel resonances. In the second component of eq. (1) N is an integer of the order of $N \approx 4$ and m is a mass parameter which falls in the range $1.0 \lesssim m \lesssim 1.4 \text{ GeV}$ for the production of pions, kaons and nucleons. The function $f(x)$ is over a limited x -range of the form

$$f(x) \approx (1-x)^{\gamma} \approx e^{-\gamma x} \quad (3)$$

with $\gamma \approx 12$. The general form of this component is predicted by the constituent interchange model of ref. ⁷⁾. It is clear that this part of the cross-section is dominating at large values of p_{\perp} and M . ^{*)}

Carrying over these general ideas to the production of hadrons in e^+e^- annihilation there is one obvious change. Since e^+e^- annihilation is thought to proceed via one photon exchange we are lacking the preferred direction

^{*)} As a side remark we note that application of the correspondence principle of Bjorken and Kogut ⁸⁾ implies that the exclusive p_{\perp} -distribution (low missing mass) should be dominated by the radius contribution over a much larger p_{\perp} range than the inclusive p_{\perp} -distributions. This is consistent with the data ⁹⁾.

which we had in hadron - hadron collisions. We therefore expect that the qualitative features of the \mathbf{p} -distributions (\mathbf{p} =total c.m. momentum) in e^+e^- annihilation should be similar to those of the p_{\perp} -distributions in hadron - hadron processes. Since the cluster part presumably is of a statistical nature we expect this to be isotropic whereas the parton component could have an angular dependence consistent with jets ¹⁰⁾.

In conclusion the general expectation is that the \mathbf{p} -distributions in e^+e^- annihilation have the form of eq. (1), where p_{\perp} is, however, replaced by \mathbf{p} .

First we have to show that the invariant e^+e^- inclusive distributions contain at low values of c.m. energy W indeed a large cluster component with the same radii for π , K and \mathbf{p} as found in hadron - hadron collisions. In Fig. 1 the inclusive distributions on the $\Psi(3.1)$ resonance into π , K and \bar{p} measured by the DASP group ^{1) *} are given together with the curves $e^{-2r_{\perp} p}$ with the radii of eq.(2). It is obvious that the data are excellently described by the cluster component

$$E_h \frac{d\sigma_{\text{CLUSTER}}}{d^3p} (3.1 \text{ GeV}) = C e^{-2r_{\perp} p} \quad (4)$$

and we emphasize with the same radii as found in hadron-hadron collisions.

We take this as strong evidence for the existence of a cluster component in e^+e^- annihilation and we can now try to explain the inclusive SPEAR data ¹⁾ in the whole energy region between 3 and 7.4 GeV.

Unfortunately the SPEAR group has made no particle separation and we therefore have to use an average radius $\langle r \rangle$, $r_p \leq \langle r \rangle \leq r_{\pi}$ in order to describe the charged particle inclusive distributions. With the

*¹⁾ These are the only known inclusive e^+e^- data where the particle separation has been done.

choice $\langle r \rangle = 2.5$ GeV we compare the experimental data^{*}) displayed in Fig. 2 with the cluster component

$$E \frac{d\sigma_{\text{CLUSTER}}}{d^3p} = C(W) e^{-2\langle r \rangle p} \quad (5)$$

The strength $C(W)$ is obtained by normalization to the experimental data at $p = 0.3$ GeV. It is seen that the low p data are nicely described by (5) even at the highest energy, $W = 7.4$ GeV^{**)}. The function $C(W)$ is shown in Fig. 3 and compared with $\sigma_{\text{tot}}(W)$, from where we obtain

$$C(W) \approx (10 \text{ GeV}^{-2}) \sigma_{\text{tot}}(W) \quad (6)$$

It is clearly seen from the peak in $C(W)$ near 4.1 GeV that the cluster component includes the resonance contributions which is just what we expect if our physical picture is correct, where the cluster component describes the isotropic decay of fireballs.

Having fixed the cluster component, we can calculate the remaining part of the cross-section, which should then be the parton component $E \frac{d\sigma_{\text{PARTON}}}{d^3p}$ and similar to the second term of eq. (1). If this term obeys Bjorken scaling for $p \rightarrow \infty$ we have $N = 2$ and on Fig. 4 we plot $(p^2 + m^2)^2 x^{-2} E \frac{d\sigma_{\text{PARTON}}}{d^3p}$ as a function of the scaling variable $x = 2p/W$ ^{†)}. We return below to the significance of the extraction of the factor x^{-2} . The mass parameter m is chosen as $m = 1.2$ GeV, i.e. in the middle of the range required by the various particles at ISR. We see that the plotted quantity does indeed scale (within rather large errors at large x) and it is furthermore well approximated

^{*}) We neglect mass corrections from particles heavier than the pion and approximate the energy by $E = \sqrt{p^2 + m_\pi^2}$

^{**)} The form (5) is only expected to work for $p \gtrsim 0.2$ GeV, see refs.^{5,6)}.

^{†)} No reliable error estimate is possible with the available data for $x \lesssim 0.3$. In this region we show therefore no errors and include only those points that are well determined by our procedure.

by an exponential, cf. eq. (3).

This means that ($s = W^2$)

$$s \frac{d\sigma_{\text{PARTON}}}{dx} \simeq D \left(\frac{p^2}{p^2 + m^2} \right)^2 \frac{e^{-ax}}{x} = D \frac{x^3}{(x^2 + \frac{4m^2}{s})^2} e^{-ax} \quad (7)$$

where $D = 1.83 \times 10^4 \text{ nb GeV}^2$ and $a = 6.05$. Here it is seen that the parton component asymptotically obeys Bjorken scaling where the approach to scaling is set by the mass m .

To summarize the results so far we have shown that the e^+e^- inclusive p -distributions can be described by a sum of two terms, a cluster component and a parton component. The full line on Fig. 2 represents the sum of these two contributions as given by eqs. (5,7).

Having explained the inclusive distributions we should be able to understand quantities like the average energy per charged particle, $\langle E_{\text{ch}} \rangle$, and the charged multiplicity, $\langle n_{\text{ch}} \rangle$. In order to do that we evaluate the sum rules

$$\sum_h \int d^3p E_h \frac{d\sigma_h}{d^3p} = \langle n_{\text{ch}} \rangle \langle E_{\text{ch}} \rangle \sigma_{\text{tot}} \quad (8)$$

and

$$\sum_h \int d^3p \frac{d\sigma_h}{d^3p} = \langle n_{\text{ch}} \rangle \sigma_{\text{tot}} \quad (9)$$

where the sum goes over all charged particles, h . Strictly speaking we cannot evaluate these sum rules since we know only the cross-sections as averaged over all charged particles. Nevertheless we should be able to trace qualitative structures by inserting the averaged cross-sections in the integrals. In

evaluating (8,9) we neglect mass corrections from particles heavier than the pion and we use relation (6). This introduces the biggest error at the highest energies, where heavy particles are expected to play a relatively bigger role. The results for $\langle E_{ch} \rangle$ and $\langle n_{ch} \rangle$ are shown in Figs. 5 and 6.

First we discuss $\langle E_{ch} \rangle$. On Fig. 5 we also show the average energy as obtained only by the cluster cross-section, eq. (5). It is seen that the increase in $\langle E_{ch} \rangle$ with energy comes from the parton contribution, eq. (7). The structure around $W = 4.2$ GeV is explained as follows: The cluster cross-section becomes relatively large in this resonance region, whereas of course the parton cross-section is smooth as a function of energy. Since the cluster cross-section by itself has a smaller average energy than the parton component we obtain a break in the rise of $\langle E_{ch} \rangle$ near $W = 4.1$ GeV.

The average charged multiplicity $\langle n_{ch} \rangle$ on Fig. 6 shows no significant structures as a function of W . Within our model and with eq. (6) it is however clear that the rise with W in $\langle n_{ch} \rangle$ is due to the parton contribution and the factor x^{-1} in eq. (7) leads asymptotically for $W \rightarrow \infty$ to a logarithmic increase of $\langle n_{ch} \rangle$ if σ_{tot} scales.

In conclusion we have shown that the inclusive p -distributions in e^+e^- annihilation are qualitatively similar to p_T -distributions of final states in hadron-hadron collisions. They can be described by two components, a cluster component and a parton component. The p -dependence of the cluster component is controlled by the same radii as those we observe in hadron-hadron scattering and the strength of this component as a function of W is proportional to σ_{tot} , thus supporting the idea that the resonances are contained in the cluster contribution. The parton component has a form similar to the large p_T component observed in the inclusive p_T -distributions at the ISR. It obeys Bjorken scaling for $p \rightarrow \infty$ and the approach to scaling is

controlled by one mass parameter.

Within this picture we have given a simple explanation of the W-dependence of the average charged energy and multiplicity.

Acknowledgements

It is a pleasure to acknowledge useful discussions with G. Wolf. Also R.F. Schwitters is thanked for permission to use the SLAC data prior to publication.

References

1. B.H. Wiik, Results from the DASP collaboration in report to the Stanford Conference (August 1975), DESY 75/37 (October 1975).
R.F. Schwitters, Results from SPEAR in report to the Stanford Conference (August 1975).
2. H. Satz, Lectures given at the International Summer Institute in Theoretical Particle Physics, DESY (September 1975), Bi-75/13, (September 1975).
3. S.D. Drell, D.J. Levy and T.M. Yan, Phys. Rev. D1 (1970)1617
J.D. Bjorken, in Proceedings of the Vth International Colloquium of Electron and Photon Interactions at High Energies, Cornell 1971.
4. B. Alper et al. (British-Scandinavian Collaboration), CERN-preprint (July 1975).
5. F. Elvekjaer and J.L. Petersen, Nucl. Phys. B94 (1975) 100
6. F. Elvekjaer, CERN-preprint TH.2067 (August 1975), to be published in Nucl. Phys. B.
7. R. Blankenbecler and S.J. Brodsky, Phys. Rev. D10 (1974) 2973
8. J.D. Bjorken and J.B. Kogut, Phys. Rev. D8 (1973) 1341
9. F. Elvekjaer, Lecture given at the Triangle Seminar, Bratislava (September 1975), DESY 75/53 (December 1975)
10. G. Hanson et al., SLAC-PUB-1655 (November 1975).

Figure captions

Fig. 1: Invariant cross-sections for inclusive production of π^\pm, K^\pm and \bar{p} at $W = 3.1$ GeV. The full lines represent the cluster contribution, eq. (4), with the slopes given by eq. (2). Data from DASP ¹⁾.

Fig. 2: Invariant cross-sections for inclusive charged particle production. The dashed line gives the cluster contribution, eq. (5), the dot-dashed line the parton contribution, eq. (7), and the full line the sum of these two contributions. Data from SPEAR ¹⁾.

Fig. 3: The strength, $C(W)$, of the cluster component, eq. (5), compared with $\sigma_{tot}(W)$. Data from SPEAR ¹⁾.

Fig. 4: The scaling parton cross-section. Data from the energies $W = 3.8, 4.2, 4.8, 6.2, 7.4$ GeV.

Fig. 5: The average energy per charged particle compared with the sum rule estimate (\bullet) eqs. (8,9). Also shown is the result with only the cluster contribution ($---$). Data from SPEAR ¹⁾.

Fig. 6: The average charged multiplicity compared with the sum rule estimates (\bullet), eqs. (9). Data from SPEAR ¹⁾.

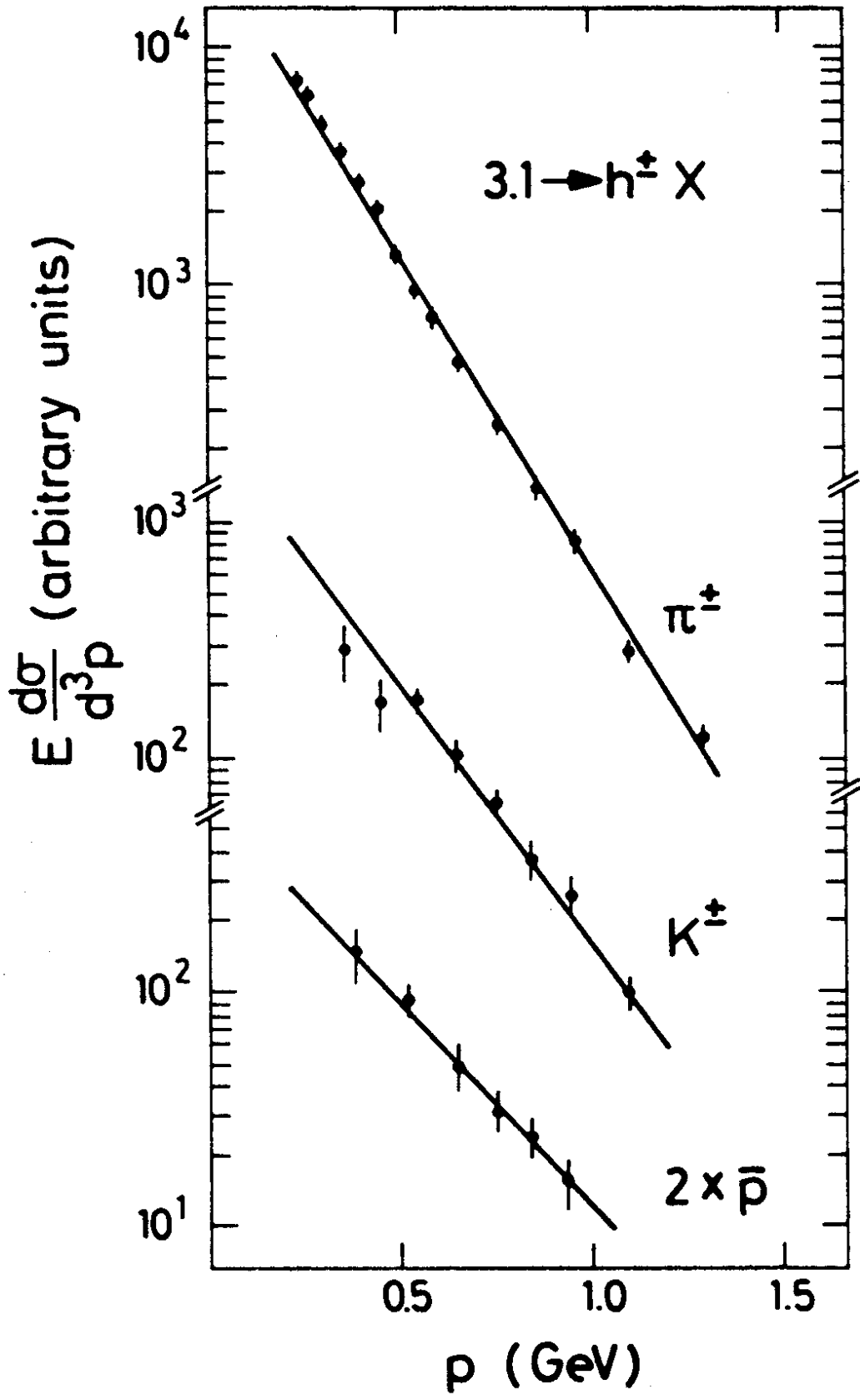


Fig. 1

$$E \frac{d\sigma}{d^3p} \text{ (nb/GeV}^2\text{)}$$

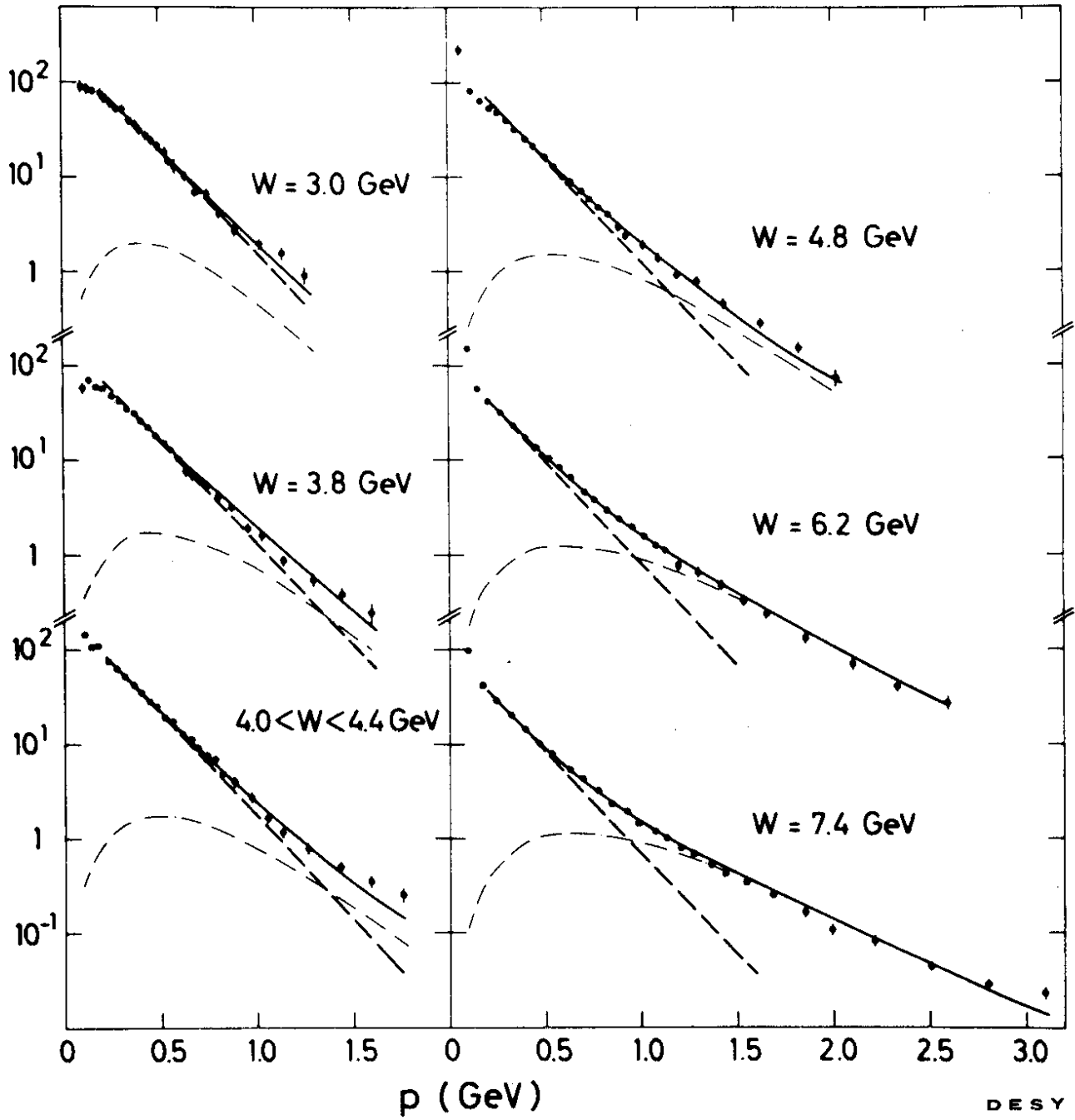


Fig.2

DESY

24135

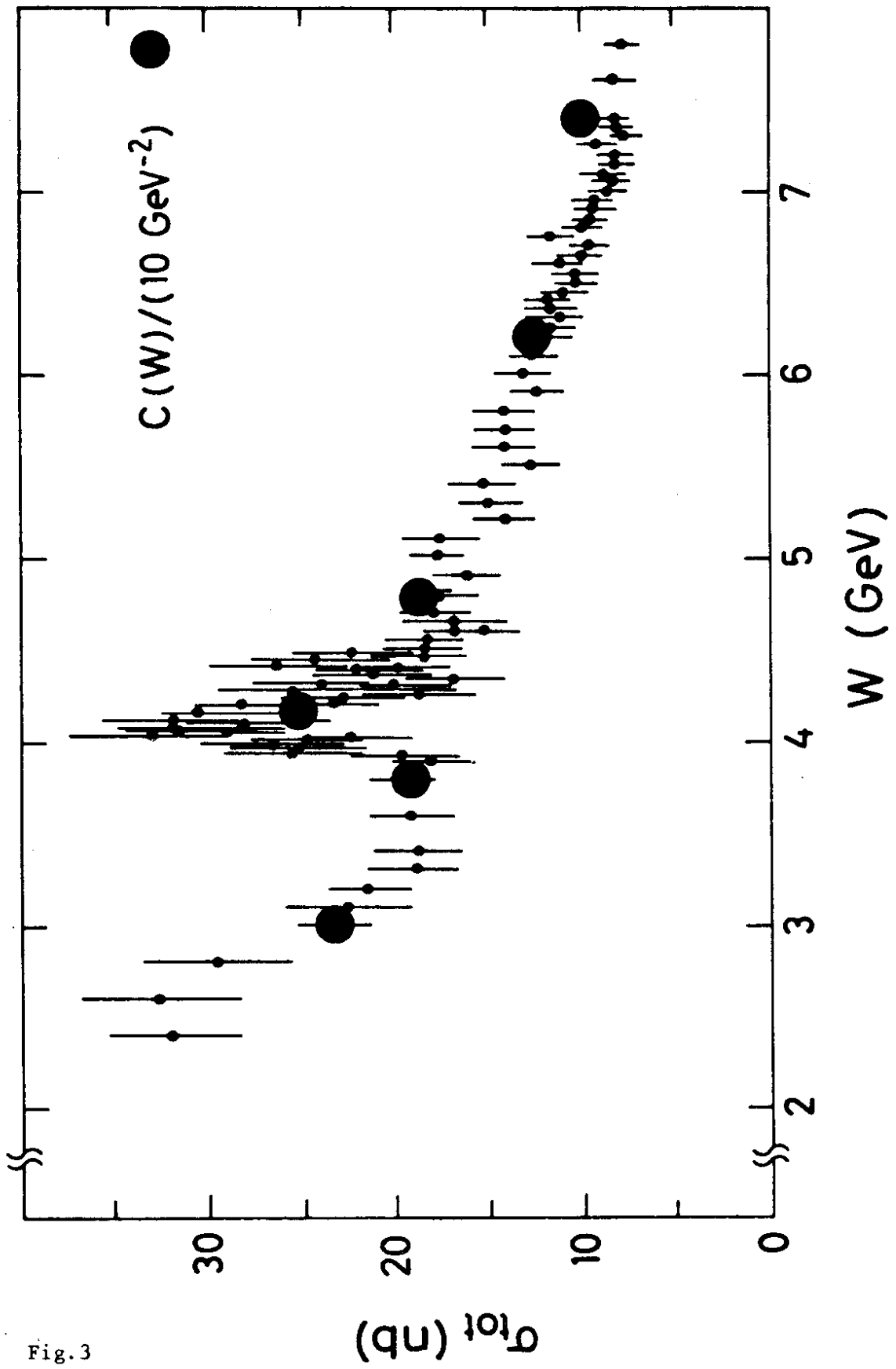


Fig.3

$$(p^2 + 1.44)^2 \chi^{-2} E \frac{d\sigma_{\text{PARTON}}}{d^3p} \text{ (nb GeV}^2\text{)}$$

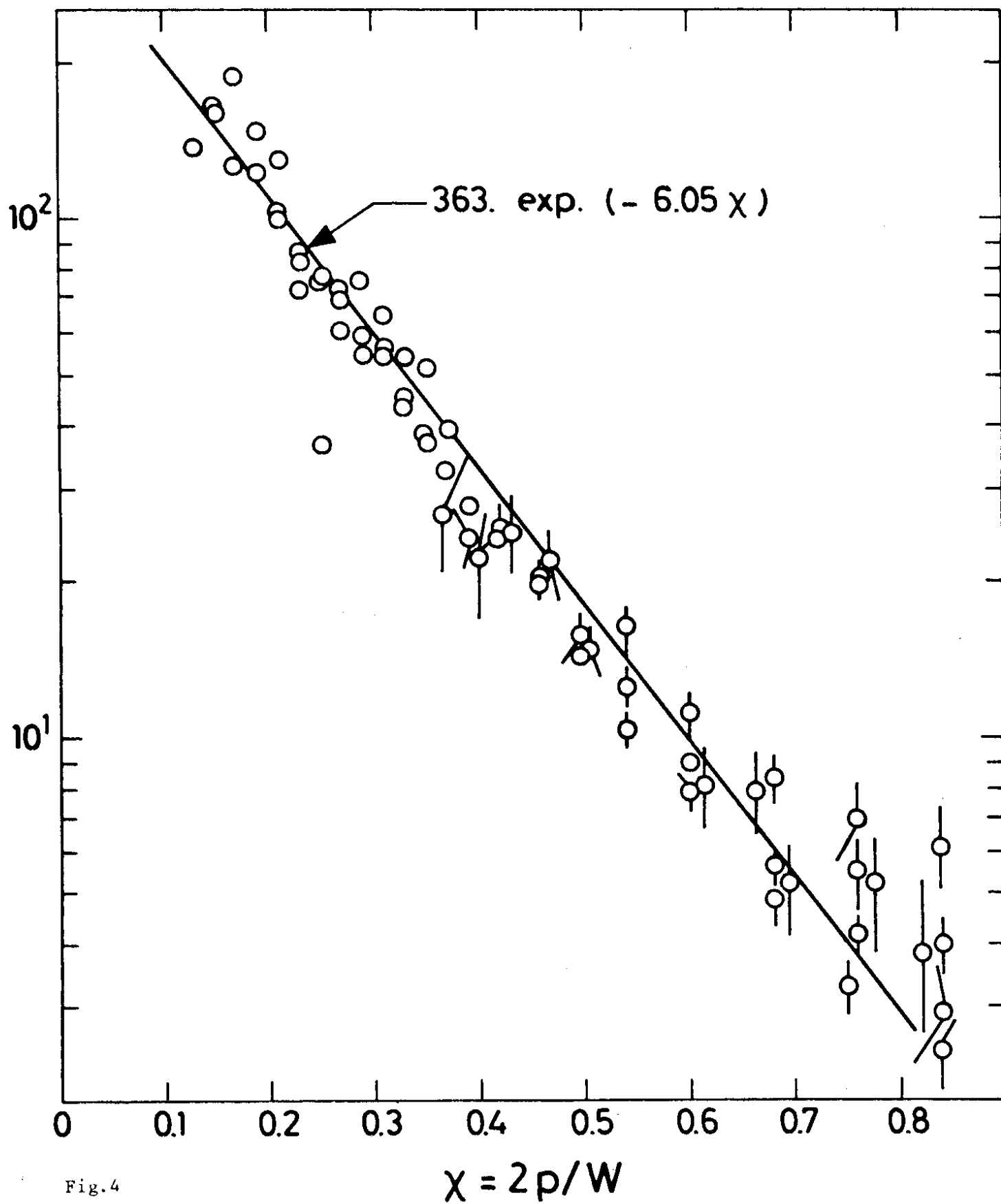


Fig.4

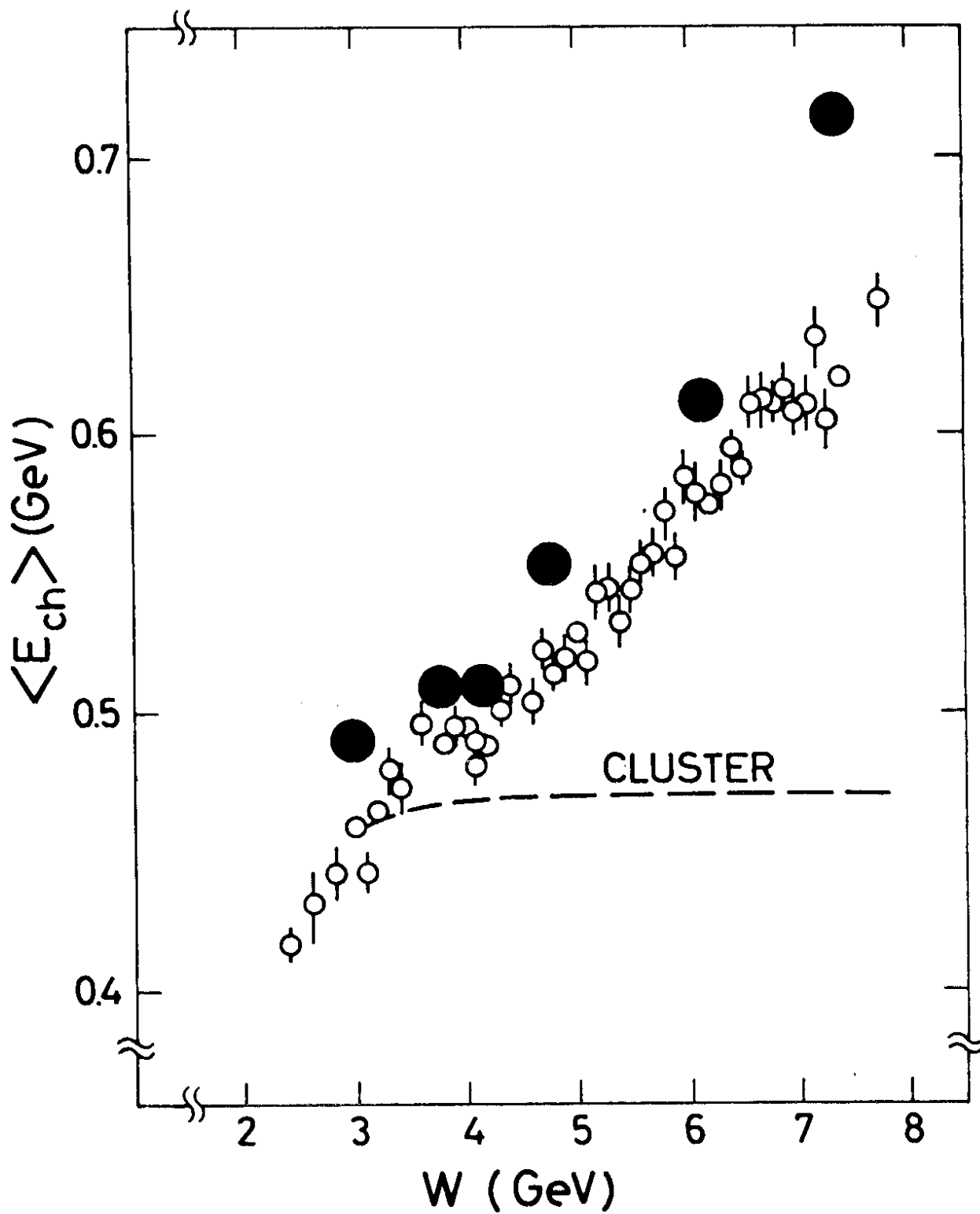


Fig.5

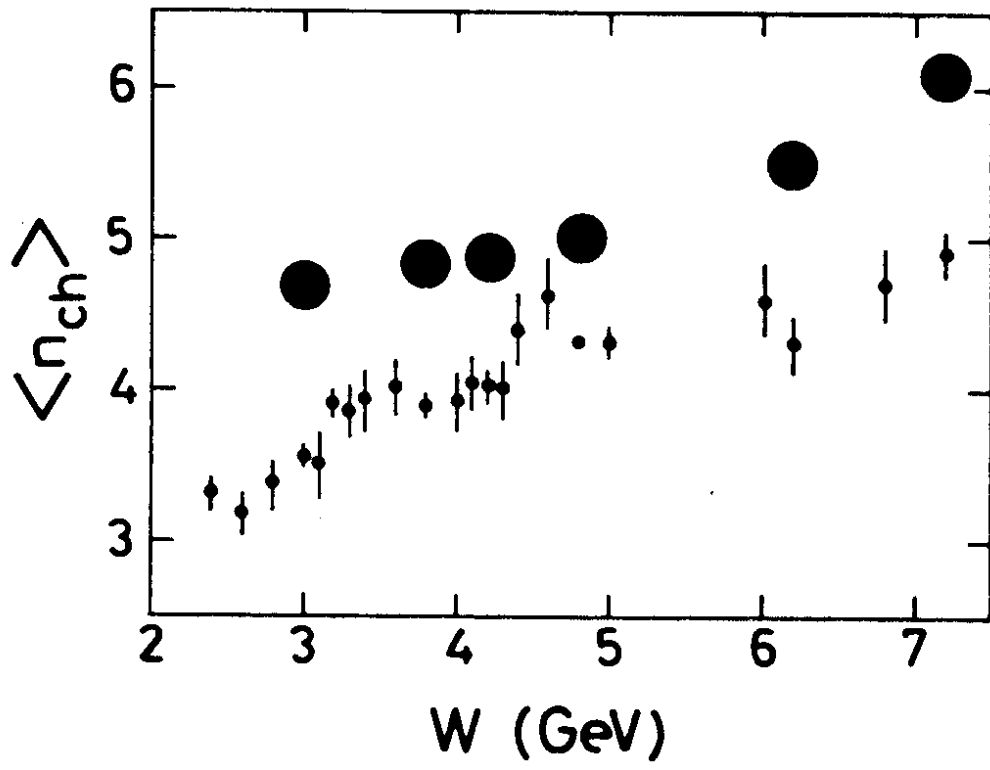


Fig.6