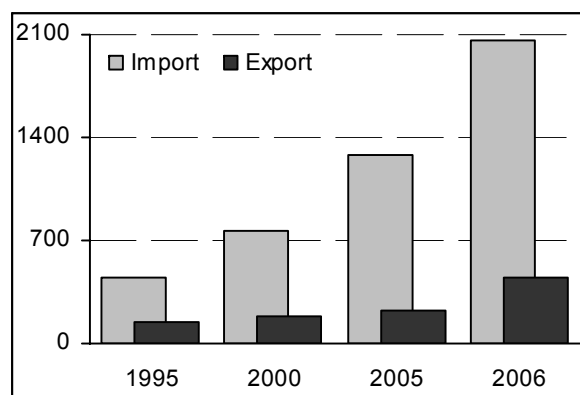


Foreign Trade with the Russian Federation

Imports to Hamburg in million EUR	2,062
This includes (in per cent):	
Mineral-oil products	33.5
copper and copper alloys	26.4
Crude oil and natural gas	23.8
nickel and nickel alloys	3.9
copper ores	2.3
Share of total German imports in per cent	6.8
Exports from Hamburg in million EUR	447
This includes (in per cent):	
Aircrafts	41.4
Machinery & equipment	16.8
Chemical products	4.9
Mineral-oil products	4.0
Perfumes and personal hygiene products	3.3
Share of total German exports in per cent	1.9

Foreign Trade between Hamburg and the Russian Federation

Million EUR



Partnership with St. Petersburg

Since 1957, Hamburg has been a sister city to St. Petersburg, the second largest city in the Russian Federation.

Hamburg Contacts

A number of Hamburg-based associations and organisations specialise in promoting business and cultural relations with the Russian Federation.

The principal contact addresses are:

- General Consulate of the Russian Federation
Am Feenteich 20, 22085 Hamburg
Telephone: +49 40 2295201
Telefax: +49 40 2297727
- Ost- und Mitteleuropa Verein e. V.
Ferdinandstraße 36, 20095 Hamburg
Telephone: + 49 40 338945
Telefax: + 49 40 323578
- HWF Hamburg Business Development Corporation
Habichtstraße 41, 22305 Hamburg
Telephone: + 49 40 227019-0
Telefax: + 49 40 227019-29
- Hamburg Chamber of Commerce Section International
Adolphsplatz 1, 20457 Hamburg
Telephone: + 49 40 36138-282
Telefax: + 49 40 36138-583
- Authority for Labor and Economics
Department of foreign trade
CIS, Baltic cooperation
Alter Steinweg 4, 20459 Hamburg
Telephone: + 49 40 42841-1761
Telefax: + 49 40 427941-496

All figures in this folder apply to the year 2006, unless otherwise stated.

Published by:


Bureau of Statistics
Hamburg and Schleswig-Holstein
Steckelhörn 12, 20457 Hamburg
Telephone: +49 40 42831-1766 (Information)
+49 431 6895-9280 (Order)
Telefax: +49 40 42796-4954
E-mail: info-HH@statistik.-nord.de
Internet: www.statistik-nord.de

Date of issue: March 2008

© Duplication and distribution in extracts permitted when properly cited.



Hamburg and Its Partner Countries The Russian Federation



Bureau of Statistics
Hamburg and
Schleswig-Holstein

Russian Nationals Living in Hamburg

	No.	%
Total population	7,713	100
Men	3,175	41.2
Women	4,538	58.8
up to age 18	1,012	13.1
aged 18 to 29	1,903	24.7
aged 30 to 44	2,709	35.1
aged 45 to 59	1,271	16.5
aged 60 and over	818	10.6

Districts with large number of inhabitants

Billstedt	427	5.5 ^a
Rahlstedt	344	4.5 ^a
Bahrenfeld	332	4.3 ^a

Population development 1999 – 2006

1999:	4 774	2003:	7 388
2000:	5 548	2004:	7 627
2001:	6 676	2005:	7 756
2002:	7 129	2006:	7 713

Duration of Residence in Germany

32 % of all Russian nationals resident in Hamburg have been living in Germany for at least eight years.

Change of Residence

539 people from the Russian Federation took up residence in Hamburg, whilst 395 persons moved from Hamburg to the Russian Federation.

Marriages

Ten men from the Russian Federation married German women, 27 German men married women from the Russian Federation.

Employment

1,480 Russian nationals were employed with Hamburg-based companies, paying into social security, i. e. 25.2 per cent of the total number of Russian nationals aged between 18 and 60 years living in Hamburg.

^a Russian nationals per district in per cent of total Russian nationals

Education

During the school year 2005/2006, 878 pupils from the Russian Federation attended general schools of education, 225 pupils attended vocational schools. During the winter term 2005/2006, 631 students from the Russian Federation have enrolled in Hamburg universities, 471 of those at the University of Hamburg, 43 at the Technical University of Hamburg-Harburg and 79 at the University of Applied Sciences.

Guests Staying at Hamburg Hotels

Guests from the Russian Federation	15,103
Percentage of all foreign visitors	2.1
Percentage of total visitors	0.4
Overnight stays of guests from the Russian Federation	37,002
Percentage of overnight stays of foreign visitors	2.4
Percentage of total overnight stays	0.5

Air Traffic with the Russian Federation

Passengers arriving in Hamburg	54,915
of those, from Moscow	38,117
St. Petersburg	16,798
Percentage of all foreign passengers arriving in Hamburg	1.6
Passengers departing from Hamburg	54,698
of those, to Moscow	38,721
St. Petersburg	15,977
Percentage of all passengers departing from Hamburg	1.6

Exhibitions

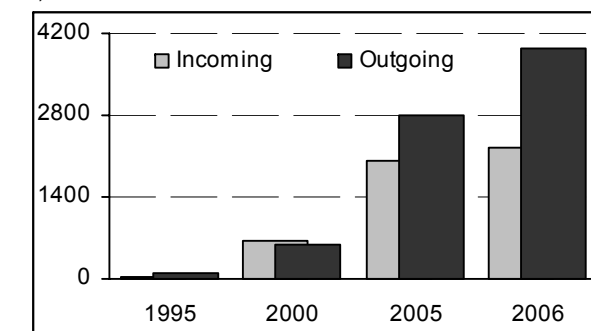
A total of 35 companies from the Russian Federation took part in exhibitions organised in Hamburg.

Maritime Traffic with the Russian Federation

Cargo transport in 1,000 tons	7,862
Incoming in 1,000 tons	3,836
of which are ... (in per cent)	
General cargo	64.3
Pulp, paper and paper products	8.4
Bulk goods	35.7
heating oil	19.5
Outgoing in 1,000 tons	4,026
of which are ... (in per cent)	
General cargo	97.6
Meat	7.5
building materials	4.6
Bulk goods	2.4
Container traffic in TEU ¹	600,261
Degree of containerisation in per cent ²	96.7
Of all German shipping ports, Hamburg's share of shipping trade with the Russian Federation in per cent	37.0
Transit goods in 1,000 tons (2005)	1,916

Hamburg Container Traffic with the Russian Federation

Container goods transhipped 1,000 tons



¹ Twenty-foot-equivalent-units

² Share of container goods from total general cargo