



2001/02
annual report

First Nations Education Steering Committee

Annual Report 2001/02

Message From the President	1
Message From the Executive Director	2
About FNEESC	3
Promoting Information Sharing.....	4
• Regional Sessions.....	4
• Conferences	4
• Other Information Sharing Activities	5
Working in Partnership to Promote Change.....	6
• First Nations Schools Association.....	6
• Indian Studies Support Program	6
• Gathering Strength Program.....	8
• Other Research Projects.....	10
• Special Education Activities.....	12
Appendix One: FNEESC Committee Members.....	14
Audited Financial Statements	15

Message from the President

On behalf of the First Nations Education Steering Committee, I am very pleased to present our Annual Report for 2001/2002. Once again, the past year has been a very exciting one for our organization. We have enjoyed the opportunity to build upon many of our successful programs, as well as take on many new challenges.

As always, FNEESC's programs and services have been possible thanks to the tremendous support and participation of First Nations representatives from throughout British Columbia. Hundreds of people have come together through FNEESC sponsored conferences and workshops to share their ideas, demonstrating an extremely widespread commitment to First Nations education. The remarkable growth of the First Nations Parents Club is also very exciting evidence of the great number of people who are working to help First Nations young people achieve educational success. The dedication shown by the people with whom we work is truly inspirational.

FNEESC would also like to take this opportunity to acknowledge the contributions that have been made by our partner organizations. Through the positive relationships that now exist, this past year has included the approval of the first-ever Development Standard Term Certificate for Language Teaching, the announcement of \$60 million in new funding for special education programs in First Nations schools, and important steps in addressing the sensitive but crucial issue of racism. FNEESC looks forward to continuing and broadening our very effective partnerships in the upcoming years.

Being involved with FNEESC continues to be an extremely rewarding experience, and we would like to invite everyone interested to join us in our efforts to ensure that all First Nations learners are able to achieve their goals. I truly believe that by working together and combining our efforts in effective ways, we will continue to make great strides toward success for all students.

Deborah Jeffrey
FNEESC President

Message from the Executive Director

Once again, the past year has involved significant challenge and growth for FNEESC, and has proven to be a very fulfilling time for us, as well. We have continued in our efforts to provide worthwhile programs and services to assist those working with First Nations learners in BC, and we are very excited by the great progress that has been achieved.

The FNEESC staff has greatly enjoyed the opportunities we have had to meet and work with so many people who are committed to First Nations education. We continue to appreciate the leadership that has been shown by the FNEESC Board and the Strategic Action Committee, and the input that has been provided by all of the FNEESC sub-committee members. The encouragement provided by participants in FNEESC meetings and projects is invaluable, and inspires us to take on new challenges with continued optimism.

I hope that this Annual Report provides a useful overview of our activities throughout the past year. As always, we welcome questions and feedback on our ongoing activities and the many exciting events and projects being planned; everyone is free to contact us at any time. As we now prepare for another year of activities, we look forward to continuing our many successful partnerships and working toward further improvements in the quality of education available to First Nations learners.

Christa Williams
FNEESC Executive Director

About FNEC

The First Nations Education Steering Committee (FNEC) is committed to supporting First Nations in their efforts to promote quality education for First Nations learners. FNEC is directed by First Nations, and works at the provincial level to provide services in the areas of research, communications, information dissemination, and networking. FNEC works to collect and share up-to-date information about available programs, government policies and initiatives, and local, provincial and national education issues that effect First Nations learners in BC.

Currently, there are approximately 50 members of the FNEC Board of Directors (see Appendix One for a full list of Directors and their affiliations). Membership on FNEC is determined by First Nations, with each First Nation eligible to appoint one member to the Board. In July of 2001, the FNEC Board elected an Executive, which will serve for the next two years. That Executive includes the following individuals:

President	Deborah Jeffrey	Tsimshian Tribal Council
Vice President	Jim Angus	Kispiox Nation
Treasurer	Brenda Leighton	Metlakatla
Secretary	Barbara Bartrop	Nanoose First Nation

A number of additional people participate in FNEC activities through its sub-committees. In 2001/2002, the FNEC sub-committees included those focusing on Aboriginal Languages, Special Education, and Adult Education. Further information about the work of those sub-committees is outlined in this report.


The staff of FNEC expanded significantly in 2001/2002. The staff now includes:

Christa Williams, Executive Director
 Barbara Kavanagh, Director of Research and First Nations Schools
 Kelly Kitchen, Acting Director of Special Education
 Derek Payne, Program Administrator
 Ethel Gardner, Project Manager
 Jan Haugen, Executive Assistant
 Jennifer White, Communications Officer
 April Smith, Finance Clerk
 Natasha Nahanee, Executive Secretary
 Stephanie Nahanee, Receptionist
 Roz Bodwell, Office Assistant
 Barbara O'Neill, Special Education Secretary
 Sonia Woodman, Secretary
 Karen Horner, Special Education Resource Line Coordinator

Promoting Information Sharing

Regional Sessions

At the center of its activities, each year FNEESC organizes a series of regional sessions in First Nations communities throughout the province. Those regional sessions provide a foundation for all FNEESC activities, as they allow FNEESC to maintain accountability to the First Nations it serves, and to gather advice and direction for all FNEESC initiatives. The regional sessions include an overview of all FNEESC efforts, as well as an opportunity for First Nations representatives to respond to the work of the organization and share information about critical issues in their areas.



Conferences

FNEESC also organizes a number of conferences in an effort to provide information sharing and networking opportunities. Four FNEESC sponsored conferences took place in 2001/2002.

Annual Provincial Education Conference November 3, 4 and 5, 2001, Vancouver BC

Each year, one of the primary events facilitated by FNEESC is an annual Provincial Aboriginal Education Conference, which is co-hosted with the BC Ministry of Education. For 2001, the provincial conference focused on the theme of Math and Science. That Conference was very successful, bringing together approximately 400 enthusiastic participants who enjoyed a range of entertaining and informative science and math demonstrations and workshops.

Second Annual First Nations Youth Conference August, 2001, Seabird Island, BC

A second conference organized by FNEESC in 2001 was the Second Annual First Nations Youth Conference -- Empowering Youth Through Leadership. That event involved over 200 youth from throughout the province, who came to Seabird Island BC to participate in a number of sports clinics and workshops designed to promote self-esteem and goal setting.



Special Education Conference September 28 and 29, 2001, Vancouver, BC

Another very successful event took place in September 2001 – the Special Education Connections Conference: Strategies and Resources for First Nations. That conference, co-sponsored by FNEESC and the First Nations Schools Association (FNSA), shared information about a range of reading programs for consideration by First Nations school representatives. Over 200 people attended that Conference, and shared their experiences and ideas for enhancing the literacy rates of First Nations students.




Aboriginal Languages Conference February 22 and 23, 2002, Vancouver BC

FNEESC also organized an Aboriginal Languages Conference for the first time in February, 2002. That event, one of the most successful ever organized by FNEESC, included a range of speakers and workshops to share suggestions for language program planning and language teaching. The very positive feedback received following that Conference indicated that the information sharing was extremely valuable for those people working in the crucial area of language revitalization.

Other Information Sharing Activities

FNEESC also undertakes a number of regular information sharing activities. In addition to distributing relevant information and updates as they arise, FNEESC publishes a quarterly newsletter, *Quality Education – A Right*, as well as a new *Aboriginal Languages Newsletter*. Both of those newsletters are distributed to all BC Bands, Tribal Councils, First Nations schools, and other individuals who express an interest in receiving them. FNEESC also maintains a web site at www.fnesc.bc.ca.



Working in Partnership to Promote Change

In undertaking all of its activities, FNEC strives to work in partnership with other education organizations whenever possible. By sharing resources and coordinating efforts, FNEC and its partners are able to provide programs and services as effectively as possible.

First Nations Schools Association

Among the most important partnerships of FNEC is its relationship with the First Nations Schools Association (FNSA). Since the establishment of the FNSA six years ago, the two organizations have implemented numerous activities together. For the past three years, the close working relationship has been formalized through an administrative agreement. According to that agreement, the FNEC staff provides administrative support to the FNSA Board for the implementation of the FNSA workplan.

Indian Studies Support Program

For the past three years, FNEC has also worked very closely with the Indian Studies Support Program (ISSP) Committee through a fee-for-service arrangement. FNEC staff provides support to the ISSP Committee, including such things as organizing committee meetings, taking minutes, preparing correspondence, and facilitating the annual proposal call and review. The ISSP provides funding for First Nations controlled post-secondary programs.



Working With the Federal and Provincial Governments and Other Education Organizations

For the past several years, FNEC has been meeting regularly with representatives of the federal and provincial government in a tripartite process. Those meetings have resulted in a very effective sharing of information and ideas regarding ways to enhance the success of First Nations learners throughout British Columbia.




In addition to the tripartite meetings, FNEC is also a founding member of the Education Partners Group. That group includes some of the most significant stakeholders in the BC education system, including FNEC, the FNSA, the Department of Indian Affairs (DIA), the BC Ministry of Education, the BC Teachers' Federation, the BC College of Teachers, the BC School Trustees Association, the BC School

Superintendents Association, and the BC Principals and Vice Principals Association. For the past two years, the Education Partners Group has focused on ways to implement a Memorandum of Understanding (MoU) that was signed in 1999. That MoU commits the Education Partners to "work within our respective organizations to improve school success for Aboriginal learners in British Columbia." Specifically, the Education Partners have begun their efforts with a focus on three issues: Aboriginal teacher recruitment, employment equity, and racism.

The Aboriginal Teacher Education Consortium

One of the main goals of the Education Partners is to increase the number of trained Aboriginal teachers in BC. In order to achieve proportionate representation of Aboriginal students and Aboriginal teachers in the public education system, far greater numbers of Aboriginal teachers must be employed. In addition, there is

a high demand for Aboriginal teachers in the First Nations school system. Unfortunately, there are currently far too few Aboriginal teachers, or Aboriginal students enrolled in teacher education programs to meet the need that exists.



To address that situation, the Education Partners established the Aboriginal Teacher Education Consortium (ATEC), which involves a representative of each of the Education Partners groups, as well as representatives of Teacher Education Programs in BC. The ATEC has planned a number of activities, including: (1) the production of promotional materials to increase the interest of Aboriginal students in the teaching profession; (2) the enhancement and development of bridging programs to help interested Aboriginal candidates obtain the pre-requisites for teacher education programs; and (3) satellite teacher education programs organized in First Nations communities to improve access to the programs. The work of ATEC is now coordinated by a program manager, and it is expected that its initiatives will continue to grow in upcoming years.

The Anti-Racism Working Group

The Education Partners have also established an Anti-Racism Working Group, which is planning several activities to address the sensitive issue of racism. To begin its initiatives, the Working Group has focused on awareness raising, such as including articles in newsletters and publishing pamphlets and learning materials on relevant topics. In 2001/2002, FNEC also received funding from Canadian Heritage to hire a program coordinator, who will investigate and share information about relevant initiatives and ways to create positive partnerships between First Nations and public schools.

The Employment Equity Working Group

A sub-committee of the Education Partners is also working on an Employment Equity Handbook, to assist employers in designing and implementing policies to increase the number of Aboriginal people working in the public education system. The work of that sub-committee will continue into 2002/2003.



Gathering Strength Program

For the past several years, a great majority of FNEC activities have been encompassed within the Gathering Strength Program. Beginning five years ago, the Department of Indian Affairs (DIA) has provided funding for that program as one component of its response to the report of the Royal Commission on Aboriginal Peoples. FNEC and the FNSA have been responsible for administering the Gathering Strength funding available in BC.


The majority of funding provided through the Gathering Strength program has been distributed directly to First Nations schools and communities for locally-based activities. In 2001/2002, \$4 million was allocated to First Nations schools for projects related to school capacity building, stay-in-school, special education, curriculum development, literacy programming, and integration of services. An additional \$1.8 million was allocated to First Nations communities for education initiatives.

Gathering Strength funding was also used to sponsor a number of collective programs and initiatives, which are outlined below.

Annual Speaker's Series Workshops

Since 1999, Gathering Strength funding has been used to implement a Speaker's Series. That initiative includes the organization of approximately seventeen workshops in locations throughout BC. The workshops have focused on special education issues, community-wide programs to support young people, and board training. Parents, teachers, school board members, education workers, and community members have all participated in those workshops, and consistently have shared favourable feedback through workshop evaluation forms.

Special Education Toll-Free Resource Line



The 2001/2002 Gathering Strength Program also involved a continuation of the Special Education Toll-Free Resource Line -- an initiative aimed at connecting First Nations educators and parents with relevant information and support. Through the toll-free telephone service, a special education teacher is available to answer questions and share professional development ideas, suggestions for special education materials, and information about relevant organizations and programs. The toll-free support line has been very effective, with an extremely positive response from people who have used the service, and an increasing use of the line by people throughout BC.

The First Nations Parents Club

2001/2002 represented the second year of the extremely successful First Nations Parents Club. That initiative involves the organization of locally-based Parents Clubs in First Nations communities, with support materials such as newsletters, incentive gifts, and parenting materials supplied by FNEC and the FNPA. To date, over 2000 parents have enrolled in over 90 community-based First Nations Parents Clubs. Some of the activities undertaken to date include the distribution of a First Nations Parents Handbook, a calendar designed specifically for First Nations parents highlighting tips and ideas for family educational activities, as well as Club vests and books to support home-reading. In addition, a First Nations Parents Conference will take place on May 24 and 25, 2002 in Vancouver BC to offer members an opportunity to gather together to share ideas for supporting their children's education.



Language Curriculum Development Workshops

In 2001/2002, Gathering Strength funding was also used to sponsor four Language Curriculum Development Workshops. Those workshops provided information for First Nations representatives interested in undertaking the important task of developing curriculum for their language programs. The workshops shared information about how to become organized for curriculum development, and the steps and resources involved in the process. Those workshops received an extremely positive response from participants.

Gathering Strength Sponsored Research Projects and Materials Development

Board Training Manual

In 2001/2002, Gathering Strength funding was allocated for a research project focused on First Nations Board Training and the development of a manual for individuals serving on a range of First Nations Boards, including School Boards, Health Boards, Child Care Boards, and others.

Record Keeping Research

FNESC and the FNSA also sponsored a Record Keeping Research project, which considered the design of effective record keeping mechanisms, possibly computerized, within the context of issues such as privacy rights and freedom of information considerations.

Other Research Projects

In addition to projects sponsored through Gathering Strength funding, each year FNESC undertakes a number of other research projects. A full list of FNESC publications is included on the FNESC web site at www.fnesc.bc.ca. In 2001/2002, four projects were of specific focus, as described below.



Researching the Funding Available For First Nations Schools

In 2000, FNEESC published a research report on the level of funding provided for the operation of First Nations schools. That publication, *The Cost of Quality Education*, demonstrates a significant discrepancy between the funding provided by DIA for First Nations schools and the funding provided for public schools through the BC Ministry of Education. In 2001/2002, that preliminary research was expanded, and FNEESC and DIA cooperatively sponsored a much more detailed review of the federal and provincial funding formulas. The results of that work, which supports the earlier findings, will now be used as a foundation for discussions of possible adjustments to the band school funding formula.

Performance Standards Project

Throughout 2001/2002, FNEESC, in partnership with DIA, also focused attention on the achievement of Aboriginal learners in the public school system through a Performance Standards Project. That project reflected an initial examination of possible measures of student performance that can be included in agreements between First Nations and School Districts, so that the results of programs and support activities can be effectively assessed on an ongoing basis.

Jurisdiction Project

For several years, FNEESC has been involved in discussions with the federal and provincial governments regarding First Nations jurisdiction for education. In 2001, FNEESC coordinated a number of regional meetings to gather input directly from First Nations regarding this important subject, and to determine whether First Nations continue to support FNEESC's efforts in this area. Those meeting showed that First Nations are striving to exercise greater authority in the area of education, through efforts to strengthen their school boards, develop their own education operations, establish First Nations controlled schools and post-secondary institutes, and increase their decision-making role in the public education system. In 2001/2002, FNEESC participated in additional meetings with First Nations and federal and provincial government representatives to plan ways to move ahead in this important area.



Special Education Activities

For several years, special education has been an area of significant focus for FNEC and the FNSA. Given the critical shortage of special needs funding for First Nations schools, much of the FNEC and FNSA activities have been designed to bring attention to the need for additional special education resources. In 2001/2002, the FNEC efforts included participation with a national effort to prepare a comprehensive funding submission to the federal government. In December, 2001, the federal government responded to that work with a commitment of \$30 million in special education funding for each of the next two years.

In addition to the funding initiative, in 2001/2002 new support services were established to complement the Special Needs Toll-Free Support Line described above. An Acting Director of Special Education was hired to support First Nations in their special education planning. In addition, a special education teacher was hired to travel to First Nations schools to assist them in identifying the special needs of their students, and in planning programs and services to support them.

Aboriginal Language Sub-Committee Activities

The Aboriginal Languages Sub-Committee of FNEC has been very active throughout the past several years, striving to provide support to First Nations in the area of Aboriginal language program and planning implementation. In the past, the Sub-Committee created an Aboriginal Language Program Planning Handbook and accompanying Workbook. The Sub-Committee also worked with the BC College of Teachers to develop a framework for the Developmental Standard Term Certificate (DSTC). The DSTC will allow people interested in teaching their Aboriginal Language to attain post-secondary training that can be laddered into a Bachelor of Education. The first DSTC was formally approved in 2001/2002, and several other First Nations communities and post-secondary institutes are nearing the completion of a DSTC program outline.



The Aboriginal Languages Sub-Committee also planned a number of other initiatives for 2001/2002. The Sub-Committee began distributing an Aboriginal Languages Newsletter, to share information and updates more regularly. In addition, the Sub-Committee hosted the Aboriginal Languages Conference described earlier in this report. Future plans being considered include the possibility of organizing a tour of New Zealand to learn first-hand from the experiences of the Maori people, who have made tremendous strides in terms of language education and development.

Adult Education Update

There were also significant developments in terms of adult education in 2001/2002. For several years, FNEC included both a Post-Secondary Education and an Adult Secondary Education Sub-Committee, which were concerned with various aspects of adult education. In June 2001, the Indian Studies Support Program sponsored a Gathering of representatives of First Nations controlled post-secondary institutes and adult education programs for information sharing and networking purposes. At that event, the participants highlighted the need for collective support from a provincial level organization, and they requested that FNEC facilitate its development. In response, FNEC amalgamated its post-secondary and adult secondary education sub-committees, and established an Adult Learning Sub-Committee. Since that time, several follow-up meetings have been held, and work has commenced to draft a Constitution and supporting documentation for a new, independent organization. It is expected that the new organization will be fully operational within the next year, and that it will be able to promote and enhance the important area of First Nations adult education.



Youth Program Administration

For the fifth year, in 2001/2002 FNEC and the FNSA continued to cooperatively manage four youth programs that are funded by DIA – the Summer Science and Technology Camp Initiative, the Summer Student Career Placement Program, the Youth Work Experience Program, and the Cooperative Education Program. Proposal information for those programs is distributed to all First Nations each

spring, and final reports are requested upon completion of the projects. The youth programs continue to be very effective, providing excellent learning and growth opportunities for First Nations young people, and FNEC looks forward to supporting those programs in upcoming years.



Appendix One

2001/2002 FNEC Committee Members

FNEC Membership List

President: Deborah Jeffrey
Tsimshian Tribal Council

Vice President: Jim Angus
Kispiox Nation

Treasurer: Brenda Leighton
Metlakatla

Secretary: Barbara Barltrop
Snaw-Naw-As First Nation

Tim Bilou
Kitamaat Village Council

Tamara Burh
West Moberly First Nation

Gwen Clarke
Comox Indian Band

Terrie Davidson
Boothroyd Indian Band

Norman Day
Tahltan Band Council

Theresa Dennis
Lower Similkameen

Kathi Dickie
Fort Nelson First Nation

Charlotte Elliot
Chemainus First Nation

Joan Glendale
Da'naxda'xw/ Awaetlala Nation

Cecilia Harris
Penelakut Tribe

Marion Hunt
Kwakwiltl Indian Band

Sherry Hunter
Tsay Keh Dene

Fran Hunt-Jinnouchi
Saanich Indian School Board

Ellen Huse
Yekooche First Nation

Vonnie Hutchinson
Masset Village Council

Deborah Jacobs
Squamish Nation

Nancy James
Lake Babine Nation

David Jim
Tseycum Indian Band

Donna Jules
Adams Lake Indian Band

Doug Kerr
Dease River Band Council

Chief Norm Leech
St'at'imc Education Authority

Denice Louie
Lower Kootenay Indian Band

Greg Louie
Ahousht First Nation

Wilma Mack
Nuxalk Education Authority

Don Maki
Ktunaxa Independent School System

Brenda McDonald
Pavilion Indian Band

Jacob McKay
Nisga'a Tribal Council

Heather McKenzie
Soda Creek First Nation

Faye Mitchell
Musqueam Indian Band

Lorraine Naziel
Moricetown Band

Dolores O'Donaghey
Boston Bar First Nation

Gwendolyn Point
Sto: Lo Nation

Robert Pollard
Campbell River Indian Band

Bo Reid
Heiltsuk Tribal Council

Gail Russ
Skidegate Band

Sandra Sewid
Mamalilikulla-Qwe'Qwa'Sor'Em Band

Grace Smith
Gwa'sala-'Nakwaxda'xw Council

Chief Leonard Thomas
Carrier Sekani Tribal Council

Blair Thompson
Nuu-chah-nulth Tribal Council

Sandra Victor
Cheam Indian Band

Tom Wallace
Tlatlasikwala First Nation

Gina Wallas
Quatsino Band Council

Barbara White
Snu Ney Muxw Education Council

Keith Wilson
Cape Mudge Band Council

Strategic Action Committee Members

Chief Ron Ignace
Skeetchestn Indian Band

Chief Nathan Matthew
North Thompson Indian Band

Chief Margery McRae
Gitksan Wet'suwet'en Government
Commission

Audited Financial Statements

INDEX TO THE FINANCIAL STATEMENTS For The Year Ended March 31, 2002

MANAGEMENT'S RESPONSIBILITY FOR FINANCIAL REPORTING.....	16
AUDITORS' REPORT	17
SUMMARY STATEMENT OF OPERATIONS AND CHANGES IN FUND BALANCES	Statement 1
SUMMARY STATEMENT OF OPERATIONS AND CHANGES IN FUND BALANCES - OPERATING FUND	Statement 2
STATEMENT OF CHANGES IN FUND BALANCES - CAPITAL ASSETS FUND	Statement 3
STATEMENT OF FINANCIAL POSITION	Statement 4
STATEMENT OF CASH FLOWS	Statement 5
NOTES TO THE FINANCIAL STATEMENTS	
SCHEDULE OF PROGRAM OPERATIONS	Schedules 1 - 27

MANAGEMENT'S RESPONSIBILITY FOR FINANCIAL REPORTING

For The Year Ended March 31, 2002

The accompanying financial statements of the First Nations Education Steering Committee Society and all the information in this annual report are the responsibility of management and have been approved by the Board of Directors.

The financial statements have been prepared by management in accordance with Canadian generally accepted accounting principles. Financial statements are not precise since they include certain amounts based on estimates and judgements. When alternative accounting methods exist, management has chosen those it deems most appropriate in the circumstances, in order to ensure that the financial statements are presented fairly, in all material respects

The Society maintains systems of internal accounting and administrative controls of high quality, consistent with reasonable cost. Such systems are designed to provide reasonable assurance that the financial information is relevant, reliable and accurate and the Society's assets are appropriately accounted for and adequately safeguarded.

The Board is responsible for ensuring that management fulfills its responsibility for financial reporting and is ultimately responsible for reviewing and approving the financial statements.

The Directors review the Society's financial statements and recommends their approval. The Board meets periodically with management, as well as the external auditors, to discuss internal controls over the financial reporting issues, to satisfy themselves that each party is properly discharging their responsibilities, and to review the annual report, the financial statements and the external auditors' report. The Board takes this information into consideration when approving the financial statements for issuance to the Society. The Board also considers the engagement of the external auditors.

The financial statements have been audited by Reid Hurst Nagy, CGAs in accordance with Canadian generally accepted auditing standards on behalf of the members. Reid Hurst Nagy, CGAs have full access to the First Nations Education Steering Committee Society.



Executive Director



Treasurer, Board Of Directors



AUDITORS' REPORT

To: THE MEMBERS OF THE
FIRST NATIONS EDUCATION STEERING COMMITTEE SOCIETY

We have audited the statement of financial position of the First Nations Education Steering Committee Society as at March 31, 2002 and the statements of operations and changes in fund balances, cash flows and the notes thereto for the year then ended. These financial statements are the responsibility of the Society. Our responsibility is to express an opinion on these financial statements based on our audit.

We conducted our audit in accordance with Canadian generally accepted auditing standards. Those standards require that we plan and perform an audit to obtain reasonable assurance whether the financial statements are free of material misstatement. An audit includes examining, on a test basis, evidence supporting the amounts and disclosures in the financial statements. An audit also includes assessing the accounting principles used and significant estimates made by the management of the Society, as well as evaluating the overall financial statement presentation.

In our opinion, these financial statements present fairly, in all material respects, the financial position of the Society as at March 31, 2002 and the results of its operations for the year then ended in accordance with Canadian generally accepted accounting principles.

As required by the Societies Act of B.C., we report that, in our opinion, these principles have been applied on a basis consistent with that of the preceding year.



REID HURST NAGY
CERTIFIED GENERAL ACCOUNTANTS

May 29, 2002
RICHMOND, B.C.

SUMMARY STATEMENT OF OPERATIONS AND CHANGES IN FUND BALANCES
For the year ended March 31, 2002

Statement 1

	2002		2001
	Budget	Actual	Actual
	\$	\$	\$
REVENUE			
DIAND funding	10,305,256	10,559,465	9,457,126
Ministry of Education funding	190,000	190,000	175,000
Canadian Heritage	-	4,206	-
Health Canada funding	55,000	-	65,000
BC Hydro contribution	35,000	39,350	35,000
First Nation Chief Health Committee contribution	20,000	20,000	(300)
Administration fees recoveries	671,953	671,953	452,500
Displays and sponsors	5,000	3,850	5,000
Interest income	-	196,393	210,196
Miscellaneous revenue	-	30,409	80,424
Publication revenue	-	7,083	9,244
Registration - Provincial Education Conference	120,000	122,016	118,149
Speaker series	10,000	10,720	10,420
First Nations Schools Association contribution	20,000	20,000	20,000
	11,432,209	11,875,445	10,637,759
EXPENDITURES			
Allocations to communities	9,628,103	8,986,912	5,988,500
Annual report	8,000	8,250	6,899
Communications	18,500	28,177	19,893
Conference expenses	338,159	322,362	414,672
Education Treaty expenses	-	-	24,545
Equipment and furniture purchases	17,819	30,664	32,782
Insurance	5,000	8,846	4,360
Management and administration	492,452	489,150	466,607
Meeting expenses	163,500	134,958	171,437
Negotiations	-	40,969	3,000
Office and miscellaneous	196,500	124,388	88,843
Parent club	150,000	57,872	70,762
Postage/mailing/photocopying/printing	31,500	17,894	27,481
Production and products	189,500	150,298	167,784
Professional fees	21,500	22,503	21,661
Projects	271,971	178,961	15,784
Rent	127,627	108,244	63,618
Research	108,000	72,770	74,422
Salaries and benefits	682,723	815,589	385,903
Science day/sports day	35,000	7,160	33,274
Speaker series	110,000	36,835	42,500
Special needs	-	231	23,608
Telephone & fax	21,000	23,662	17,660
Transfer to First Nations Schools Association	232,341	232,341	148,044
Training	80,000	13,114	13,736
Website	14,000	9,462	17,602
Workshops	224,200	140,250	97,933
	13,167,395	12,061,862	8,443,310
ANNUAL EXCESS (DEFICIENCY) OF REVENUE OVER EXPENDITURES	(1,735,186)	(186,417)	2,194,449
OPENING EQUITY	3,728,005	3,728,005	1,533,556
EQUITY AT END OF YEAR	1,992,819	3,541,588	3,728,005

SUMMARY STATEMENT OF OPERATIONS AND CHANGES IN FUND BALANCES
- OPERATING FUND

For the year ended March 31, 2002

Statement 2

	Schedule #	Opening Equity \$	DIAND Funding \$	MOE Funding \$	Other Revenue \$	Total Revenue \$	Total Expenditures \$	Excess (Deficiency) For the Year \$	Transfers For the Year \$	Ending Equity (Deficit) \$ (Note)
Core	1	407,385	439,309	160,000	672,553	1,271,862	1,357,076	(85,214)	38,000	360,171
Summer Science Camp	2	29,364	232,893	-	-	232,893	383,206	(150,313)	162,531	41,582
Summer Student Career	3	122,467	949,499	-	-	949,499	850,039	99,460	(122,467)	99,460
Co-op Education	4	133,618	440,798	-	-	440,798	482,531	(41,733)	(20,032)	71,853
Youth Work Experience	5	212,931	771,712	-	-	771,712	844,826	(73,114)	(20,032)	119,785
Capacity Building	6	172,874	1,150,000	-	-	1,150,000	1,245,900	(95,900)	-	76,974
Special Education	7	834,151	1,011,709	-	1,800	1,013,509	1,312,544	(299,035)	-	535,116
Stay In School	8	104,714	300,000	-	-	300,000	319,514	(19,514)	-	85,200
Provincial Education Conference	9	43,073	-	30,000	69,901	99,901	121,176	(21,275)	-	21,798
Seventh Generation	10	59,769	75,000	-	79,378	154,378	191,049	(36,671)	-	23,098
Indian Student Support Program	11	51,721	136,045	-	-	136,045	96,629	39,416	-	91,137
Aboriginal Language	12	58,946	-	-	65,745	65,745	70,563	(4,818)	-	54,128
Special projects	13	314,108	-	-	214,197	214,197	-	214,197	-	528,305
Jurisdiction Workshop	14	(1,605)	-	-	-	-	-	-	1,605	-
LEA Mediation	15	47,000	-	-	-	-	40,969	(40,969)	(38,000)	(31,969)
GS Research and Support	16	82,618	1,130,000	-	200	1,130,200	561,713	568,487	-	651,105
GS Community Stream	17	600,332	2,008,450	-	-	2,008,450	2,264,916	(256,466)	-	343,866
School Assessment	18	122,381	320,000	-	-	320,000	244,661	75,339	-	197,720
Special Needs Consultation	19	-	-	-	-	-	-	-	-	-
Integrated Services Forum	20	112,177	-	-	-	-	-	-	-	112,177
Youth Forum	21	102,347	-	-	-	-	84,944	(84,944)	-	17,403
Jurisdiction Project	22	17,634	-	-	8,500	8,500	19,037	(10,537)	(1,605)	5,492
Teacher Recruitment	23	100,000	-	-	-	-	70,122	(70,122)	-	29,878
Literacy	24	-	450,000	-	-	450,000	426,467	23,533	-	23,533
Curriculum Development	25	-	600,000	-	-	600,000	598,437	1,563	-	1,563
Intergrating Services	26	-	500,000	-	-	500,000	475,543	24,457	-	24,457
Education Partner Initiative	27	-	44,050	-	13,706	57,756	-	57,756	-	57,756
		3,728,005	10,559,465	190,000	1,125,980	11,875,445	12,061,862	(186,417)	-	3,541,588

STATEMENT OF CHANGES IN FUND BALANCES – CAPITAL FUND
For the year ended March 31, 2002

Statement 3

	2002 \$	2001
Balance, beginning of the year	77,442	52,959
Current additions	38,840	32,782
Current amortization	(28,084)	(8,299)
Balance, end of the year	88,198	77,442

STATEMENT OF FINANCIAL POSITION
As At March 31, 2002

Statement 4

	2002 \$	2001
ASSETS		
CURRENT		
Cash	4,768,773	4,446,116
Accounts receivable	205,750	53,802
Prepaid expenses	16,181	38,194
	4,990,704	4,538,112
CAPITAL (Notes 2b & 3)	88,198	77,442
	5,078,902	4,615,554
LIABILITIES		
CURRENT		
Accounts payable and accruals	1,358,568	696,461
Wages and benefits payable	13,536	6,826
Due to First Nations Schools Association	77,012	106,822
	1,449,116	810,109
NET ASSETS		
Capital Fund (Notes 2b & 3)	88,198	77,442
Operating Fund		
- restricted	3,013,283	3,413,895
- unrestricted	528,305	314,108
	3,629,786	3,805,445
	5,078,902	4,615,554

Approved On Behalf of the First Nations Education Steering Committee Society

STATEMENT OF CASH FLOWS
For the year ended March 31, 2002

Statement 5

	2002 \$	2001
CASH FLOWS FROM OPERATING ACTIVITIES		
(Deficiency) excess of revenue over expenditures	(186,417)	2,194,449
Equipment and furniture purchases	24,436	32,782
	<u>(161,981)</u>	<u>2,227,231</u>
NET CHANGES IN NON-CASH OPERATING NET ASSETS		
Accounts receivable	(151,948)	200,398
Prepaid expenses	22,013	(13,544)
Accounts payable	662,110	7,462
Wages and benefits payable	6,709	1,592
	<u>376,903</u>	<u>2,423,139</u>
CASH FLOWS FROM FINANCING AND INVESTING ACTIVITIES		
Purchase of capital assets	(24,436)	(32,782)
Due to First Nations Schools Association	(29,810)	(17,672)
	<u>(54,246)</u>	<u>(50,454)</u>
NET INCREASE IN CASH	322,657	2,372,685
CASH - BEGINNING OF THE YEAR	4,446,116	2,073,431
CASH - END OF THE YEAR	<u>4,768,773</u>	<u>4,446,116</u>

NOTES TO THE FINANCIAL STATEMENTS
For The Year Ended March 31, 2002

NOTE 1: SOCIETY, AIMS AND OBJECTIVES

The First Nations Education Steering Committee Society was incorporated on April 20, 1999 under the Society Act.

The purpose of the First Nations Education Steering Committee Society is to facilitate discussions about education matters affecting First Nations in British Columbia by disseminating information and soliciting input from First Nations. The First Nations Education Steering Committee Society will work to provide a forum for networking, communication and liaison among First Nations schools, other educational institutes, and the federal, provincial and other governments.

NOTE 2: SUMMARY OF SIGNIFICANT ACCOUNTING POLICIES

The following is a summary of significant accounting policies used in the preparation of the financial statements:

a) Fund accounting

The First Nations Education Steering Committee Society records accounting transactions using the fund accounting method generally in use for non-profit organizations. A fund is determined for the purpose of carrying on specific activities or attaining certain objectives in accordance with special regulations, restrictions or limitations. Each fund has its own statement of operations which presents the results of operations for the fund. The financial position of the Society is shown on the statement of financial position which included the assets, liabilities and equity of all funds presented in the financial statements.

b) Capital assets

Capital assets, when acquired, are recorded as an expenditure in the related fund and are also reported on the balance sheet as capital assets and equity in the capital assets at cost. Amortization is charged to equity in capital assets at cost. Amortization is charged to equity in capital assets on a straight-line basis over the expected useful life of the assets at the following annual rates:

Computer equipment	3 years
Equipment and furniture	5 years
Leasehold improvements	5 years

c) Budget figures

All budget figures were prepared by management and are unaudited.

NOTE 3: CAPITAL ASSETS

'Capital assets' is comprised of the following:

	COST \$	ACCUMULATED AMORTIZATION \$	2002 NET \$	2001 NET \$
Computer equipment	45,145	21,006	24,139	17,873
Furniture and equipment	80,563	28,026	52,537	59,569
Furniture and equipment	14,403	2,881	11,522	-
	<u>140,111</u>	<u>51,913</u>	<u>88,198</u>	<u>77,442</u>

SCHEDULE OF PROGRAM OPERATIONS
CORE

Schedule 1

For the year ended March 31, 2002

	Budget 2002 \$	Actual 2002 \$	2001 Actual \$
REVENUE			
DIAND funding	439,309	439,309	524,598
Ministry of Education funding	160,000	160,000	160,000
Ministry of Education funding - Education Treaty	-	-	(40,000)
Administration fees recoveries	671,953	671,953	452,500
Miscellaneous income	-	600	1,998
	1,271,262	1,271,862	1,099,096
EXPENDITURES			
Administration	8,111	4,967	-
Bookkeeping	10,000	12,366	11,144
Board meetings	74,000	98,251	97,723
Communications	14,500	26,525	19,893
Computer support	6,000	11,961	3,041
Equipment and furniture purchases	17,819	30,664	32,782
Insurance	5,000	8,846	4,360
Miscellaneous	-	11,241	6,882
Office rental	127,627	108,217	63,618
Office supplies	15,000	7,717	10,191
Photocopying	5,000	2,163	1,075
Postage	4,000	4,350	16,025
Professional fees	11,500	10,137	10,517
Salaries and benefits	532,723	665,589	385,903
Sub committee meetings	42,000	23,352	28,118
Telephone & fax	20,000	20,333	17,650
Website	2,000	1,962	2,497
SUBTOTAL FORWARDED	895,280	1,048,641	711,419

Continued on next page...

SCHEDULE OF PROGRAM OPERATIONS
CORE

For the year ended March 31, 2002

Schedule 1
(Continued)

	Budget 2002 \$	Actual 2002 \$	Actual 2001 \$
EXPENDITURES (Continued)			
(Subtotal brought forward)	895,280	1,048,641	711,419
Other			
Adult education project	27,301	18,839	4,442
Annual report	7,000	6,907	6,899
Education Treaty expenses	-	-	24,545
Network service	12,000	7,500	-
Regional workshops	42,500	42,294	35,254
Research	73,000	56,778	20,045
Transportation operations	20,500	16,362	-
Transfer to First Nation Schools Association	159,755	159,755	148,044
	342,056	308,435	239,229
	1,237,336	1,357,076	950,648
ANNUAL EXCESS (DEFICIENCY) OF REVENUE OVER EXPENDITURES	33,926	(85,214)	148,448
OPENING EQUITY	407,385	407,385	682,537
Inter-fund transfer	38,000	38,000	(423,600)
EQUITY AT END OF YEAR	479,311	360,171	407,385

SCHEDULE OF PROGRAM OPERATIONS

SUMMER SCIENCE CAMP

For the year ended March 31, 2002

Schedule 2

	2002 Budget \$	2002 Actual \$	2001 Actual \$
REVENUE			
DIAND funding	232,893	232,893	259,762
EXPENDITURES			
Administration	9,316	9,316	24,349
Allocations to communities	372,000	373,400	220,654
Mailing and supplies	-	410	23
Telephone and fax	-	80	-
	381,316	383,206	245,026
ANNUAL (DEFICIENCY) EXCESS OF REVENUE OVER EXPENDITURES	(148,423)	(150,313)	14,736
OPENING EQUITY	29,364	29,364	14,628
Inter-fund transfer	162,531	162,531	-
EQUITY AT END OF YEAR	43,472	41,582	29,364

SCHEDULE OF PROGRAM OPERATIONS

SUMMER STUDENT CAREER

For the year ended March 31, 2002

Schedule 3

	2002 Budget \$	2002 Actual \$	2001 Actual \$
REVENUE			
DIAND funding	949,499	949,499	1,005,802
EXPENDITURES			
Administration	47,475	47,475	140,790
Allocations to communities	887,400	802,069	859,981
Mailing and supplies	-	333	265
Telephone and fax	-	162	-
	934,875	850,039	1,001,036
ANNUAL EXCESS OF REVENUE OVER EXPENDITURES	14,624	99,460	4,766
OPENING EQUITY	122,467	122,467	117,701
Inter-fund transfer	(122,467)	(122,467)	-
EQUITY AT END OF YEAR	14,624	99,460	122,467

SCHEDULE OF PROGRAM OPERATIONS
CO-OP EDUCATION
For the year ended March 31, 2002

Schedule 4

	2002 Budget \$	2002 Actual \$	2001 Actual \$
REVENUE			
DIAND funding	410,798	440,798	417,483
EXPENDITURES			
Administration	16,432	16,432	7,528
Allocations to communities	501,267	459,804	271,776
Mailing and supplies	-	839	120
Telephone and fax	-	539	-
Workshops	6,700	4,917	4,441
	524,399	482,531	283,865
ANNUAL (DEFICIENCY) EXCESS OF REVENUE OVER EXPENDITURES	(113,601)	(41,733)	133,618
OPENING EQUITY	133,618	133,618	-
Inter-fund transfer	(20,032)	(20,032)	-
EQUITY AT END OF YEAR	(15)	71,853	133,618

SCHEDULE OF PROGRAM OPERATIONS
YOUTH WORK EXPERIENCE
For the year ended March 31, 2002

Schedule 5

	2002 Budget \$	2002 Actual \$	2001 Actual \$
REVENUE			
DIAND funding	771,712	771,712	837,192
EXPENDITURES			
Administration	38,586	38,586	7,185
Allocations to communities	888,672	794,050	608,317
Mailing and supplies	-	790	1,910
Telephone and fax	-	460	-
Workshops	15,000	10,940	6,849
	942,258	844,826	624,261
ANNUAL (DEFICIENCY) EXCESS OF REVENUE OVER EXPENDITURES	(170,546)	(73,114)	212,931
OPENING EQUITY	212,931	212,931	-
Inter-fund transfer	(20,032)	(20,032)	-
EQUITY AT END OF YEAR	22,353	119,785	212,931

SCHEDULE OF PROGRAM OPERATIONS
CAPACITY BUILDING

For the year ended March 31, 2002

Schedule 6

	Budget \$	2002 Actual \$	2001 Actual \$
REVENUE			
DIAND funding	1,150,000	1,150,000	700,000
EXPENDITURES			
Administration	-	-	1,492
Allocations to communities	1,232,303	1,171,717	512,001
Conference	-	-	56,482
Postage and photocopying	-	954	312
Telephone and fax	-	643	-
Transfer to First Nations Schools Association	72,586	72,586	-
	1,304,889	1,245,900	570,287
ANNUAL (DEFICIENCY) EXCESS OF REVENUE OVER EXPENDITURES	(154,889)	(95,900)	129,713
OPENING EQUITY	100,289	172,874	43,161
EQUITY AT END OF YEAR	(54,600)	76,974	172,874

SCHEDULE OF PROGRAM OPERATIONS
SPECIAL EDUCATION

For the year ended March 31, 2002

Schedule 7

	Budget \$	2002 Actual \$	2001 Actual \$
REVENUE			
DIAND funding	1,010,000	1,011,709	2,080,000
Miscellaneous revenue	-	1,800	500
	1,010,000	1,013,509	2,080,500
EXPENDITURES			
Administration	-	871	2,051
Allocations to communities	1,214,518	1,144,048	1,559,727
Conference expenses	15,000	4,253	-
Facilities	40,000	42,335	-
Meeting travel	40,000	12,217	1,562
Postage and photocopying	5,000	2,137	241
Program presenters	10,000	10,757	-
Research	-	8,579	51,776
Salaries and benefits	81,000	81,000	-
Special needs - sessions/committee meetings	-	4,769	-
Workshops	-	1,578	148
	1,405,518	1,312,544	1,615,505
ANNUAL (DEFICIENCY) EXCESS OF REVENUE OVER EXPENDITURES	(395,518)	(299,035)	464,995
OPENING EQUITY	834,151	834,151	369,156
EQUITY AT END OF YEAR	438,633	535,116	834,151

SCHEDULE OF PROGRAM OPERATIONS
STAY IN SCHOOL

Schedule 8

For the year ended March 31, 2002

	2002 Budget \$	2002 Actual \$	2001 Actual \$
REVENUE			
DIAND funding	300,000	300,000	300,000
EXPENDITURES			
Administration	-	-	1,080
Allocations to communities	333,123	319,433	215,795
Postage and photocopying	-	81	155
	333,123	319,514	217,030
ANNUAL (DEFICIENCY) EXCESS OF REVENUE OVER EXPENDITURES	(33,123)	(19,514)	82,970
OPENING EQUITY	104,714	104,714	21,744
EQUITY AT END OF YEAR	71,591	85,200	104,714

SCHEDULE OF PROGRAM OPERATIONS
PROVINCIAL EDUCATION CONFERENCE

Schedule 9

For the year ended March 31, 2002

	2002 Budget \$	2002 Actual \$	2001 Actual \$
REVENUE			
Registration	120,000	66,051	118,149
Miscellaneous revenue	-	-	463
Ministry of Education funding	30,000	30,000	55,000
Displays and sponsors	5,000	3,850	5,000
	155,000	99,901	178,612
EXPENDITURES			
Administration	18,000	7,590	14,600
Audio visual equipment	5,000	4,769	4,663
Catering	90,000	64,151	90,037
Committee expenses	3,000	1,777	2,336
Conference summary	5,038	-	4,699
Facilities	5,000	-	2,000
Postage	500	13	998
Program development/printing	4,000	6,188	1,170
Program presenters	40,000	27,133	33,686
Promotion and advertising	10,000	2,622	4,641
Registration materials	4,000	6,933	3,483
	184,538	121,176	162,313
ANNUAL (DEFICIENCY) EXCESS OF REVENUE OVER EXPENDITURES	(29,538)	(21,275)	16,299
OPENING EQUITY	43,073	43,073	26,774
EQUITY AT END OF YEAR	13,535	21,798	43,073

SCHEDULE OF PROGRAM OPERATIONS

Schedule 10

SEVENTH GENERATION

For the year ended March 31, 2002

	Budget \$	2002 Actual \$	2001 Actual \$
REVENUE			
DIAND funding	75,000	75,000	3,000
Health Canada funding	55,000	-	65,000
BC Hydro contribution	35,000	39,350	35,000
First Nation Chief Health Committee contribution	20,000	20,000	(300)
First Nations Schools Association contribution	20,000	20,000	20,000
Miscellaneous revenue	-	28	76,240
	205,000	154,378	198,940
EXPENDITURES			
Administration	-	3,881	9,327
Career mentioning	5,000	-	-
Corporate development	-	-	138
Management fees	23,500	21,542	23,500
Miscellaneous	-	4,528	254
Postage	-	1,640	2,082
Production	189,500	150,298	167,784
Science day	15,000	642	14,450
Scholarship	5,000	2,000	-
Sports day	20,000	6,518	18,824
Website	-	-	15,105
	258,000	191,049	251,464
ANNUAL DEFICIENCY OF REVENUE OVER EXPENDITURES	(53,000)	(36,671)	(52,524)
OPENING EQUITY	59,769	59,769	87,293
Inter-fund transfer	-	-	25,000
EQUITY AT END OF YEAR	6,769	23,098	59,769

SCHEDULE OF PROGRAM OPERATIONS
 INDIAN STUDENT SUPPORT PROGRAM
 For the year ended March 31, 2002

Schedule 11

	2002		2001
	Budget	Actual	Actual
	\$	\$	\$
REVENUE			
DIAND funding	72,500	72,500	99,604
DIAND post secondary gathering	63,545	63,545	-
	136,045	136,045	99,604
EXPENDITURES			
Administration	21,000	21,888	27,420
Annual report	1,000	1,343	-
Courier	500	290	176
Guideline printing/distribution	2,000	1,268	3,443
Meeting expenses	40,000	7,657	30,723
Photocopy/mail/fax	15,000	2,597	827
Proposal workshops	-	-	8,629
Post secondary gathering costs	69,170	60,149	-
Telephone	1,000	1,437	10
	149,670	96,629	71,228
ANNUAL EXCESS OF REVENUE OVER EXPENDITURES	(13,625)	39,416	28,376
OPENING EQUITY	51,721	51,721	23,345
EQUITY AT END OF YEAR	38,096	91,137	51,721

SCHEDULE OF PROGRAM OPERATIONS

Schedule 12

ABORIGINAL LANGUAGE

For the year ended March 31, 2002

	2002 Budget \$	2002 Actual \$	2001 Actual \$
REVENUE			
Mauri trip deposits	-	9,000	-
Other revenue	-	780	-
Registration	-	55,965	-
	-	65,745	-
EXPENDITURES			
Audio visual equipment	-	3,361	-
Catering	-	32,500	-
Conference committee	-	357	-
Entertainment	-	2,861	-
Facilities	-	9,729	-
Language community project	-	-	1,250
Language newsletter	4,000	1,652	-
Language summer institute project	-	-	(1,625)
Language workshop	-	-	4,119
Miscellaneous	-	640	-
Miscellaneous	-	17,135	-
Program development	-	1,239	-
Registration materials	-	1,089	-
	4,000	70,563	3,744
ANNUAL DEFICIENCY OF REVENUE OVER EXPENDITURES	(4,000)	(4,818)	(3,744)
OPENING EQUITY	58,946	58,946	62,690
EQUITY AT END OF YEAR	54,946	54,128	58,946

SCHEDULE OF PROGRAM OPERATIONS
SPECIAL PROJECTS
For the year ended March 31, 2002

Schedule 13

	Budget \$	2002 Actual \$	2001 Actual \$
REVENUE			
Publication revenue	-	7,084	8,991
Interest income	-	196,393	210,196
Speaker series revenue	10,000	10,720	10,395
	10,000	214,197	229,582
EXPENDITURES	-	-	-
ANNUAL EXCESS OF REVENUE OVER EXPENDITURES	10,000	214,197	229,582
OPENING EQUITY	314,108	314,108	84,526
EQUITY AT END OF YEAR	324,108	528,305	314,108

SCHEDULE OF PROGRAM OPERATIONS
JURISDICTION WORKSHOP
For the year ended March 31, 2002

Schedule 14

	Budget \$	2002 Actual \$	2001 Actual \$
REVENUE			
DIAND funding	-	-	44,685
Other revenue	-	-	1,500
	-	-	46,185
EXPENDITURES			
Administration	-	-	3
Catering	-	-	14,068
Conference committee expenses	-	-	337
Facilities	-	-	1,329
Postage	-	-	7
Program development/printing	-	-	488
Program presenters	-	-	31,497
Registration material	-	-	61
	-	-	47,790
ANNUAL DEFICIENCY OF REVENUE OVER EXPENDITURES	-	-	(1,605)
OPENING EQUITY	(1,605)	(1,605)	-
Inter-fund transfer	1,605	1,605	-
EQUITY AT END OF YEAR	-	-	(1,605)

SCHEDULE OF PROGRAM OPERATIONS

Schedule 15

LEA MEDIATION

For the year ended March 31, 2002

	2002 Budget \$	2002 Actual \$	2001 Actual \$
REVENUE			
DIAND funding	-	-	50,000
Ministry of Education funding	40,000	-	-
	40,000	-	50,000
EXPENDITURES			
Negotiations	-	40,969	3,000
ANNUAL (DEFICIENCY) EXCESS OF REVENUE OVER EXPENDITURES	40,000	(40,969)	47,000
OPENING EQUITY	47,000	47,000	-
Inter-fund transfer	(38,000)	(38,000)	-
EQUITY AT END OF YEAR	49,000	(31,969)	47,000

SCHEDULE OF PROGRAM OPERATIONS

Schedule 16

GATHERING STRENGTH RESEARCH AND SUPPORT

For the year ended March 31, 2002

	2002 Budget \$	2002 Actual \$	2001 Actual \$
REVENUE			
DIAND funding	1,130,000	1,130,000	500,000
Miscellaneous revenue	-	200	-
	1,130,000	1,130,200	500,000
EXPENDITURES			
Administration	290,000	290,000	180,040
Adults with special needs	-	231	23,608
Curriculum workshops	60,000	-	16,623
Language project	20,000	94	1,952
Intergration SB training	40,000	12,712	-
Parent club	150,000	57,872	70,762
Regional policy development	20,000	356	-
Research	-	1,154	-
School assessment training	40,000	402	13,736
School Growth plan	150,000	75,000	-
Speakers series	110,000	36,835	42,500
Toll free line	150,000	85,723	68,161
Transition programs	5,000	1,334	-
	1,035,000	561,713	417,382
ANNUAL EXCESS OF REVENUE OVER EXPENDITURES	95,000	568,487	82,618
OPENING EQUITY	82,618	82,618	-
EQUITY AT END OF YEAR	177,618	651,105	82,618

SCHEDULE OF PROGRAM OPERATIONS
GATHERING STRENGTH COMMUNITY STREAM
For the year ended March 31, 2002

Schedule 17

	2002 Budget \$	2002 Actual \$	2001 Actual \$
REVENUE			
DIAND funding	1,830,000	2,008,450	2,200,000
EXPENDITURES			
Administration	-	439	3,824
Allocations to communities	2,380,000	2,264,219	1,595,844
Mailing and Supplies	-	258	-
	2,380,000	2,264,916	1,599,668
ANNUAL (DEFICIENCY) EXCESS OF REVENUE OVER EXPENDITURES	(550,000)	(256,466)	600,332
OPENING EQUITY	50,332	600,332	-
EQUITY AT END OF YEAR	(499,668)	343,866	600,332

SCHEDULE OF PROGRAM OPERATIONS
SCHOOL ASSESSMENT
For the year ended March 31, 2002

Schedule 18

	2002 Budget \$	2002 Actual \$	2001 Actual \$
REVENUE			
DIAND funding	320,000	320,000	300,000
EXPENDITURES			
Allocations to communities	268,820	184,624	144,400
Administration	15,000	15,000	3,038
Committee meeting	7,500	2,560	8,312
Printing/distributions	5,000	-	-
Research	15,000	100	-
Workshops	60,000	42,377	21,869
	371,320	244,661	177,619
ANNUAL EXCESS OF REVENUE OVER EXPENDITURES	(51,320)	75,339	122,381
OPENING EQUITY	122,381	122,381	-
EQUITY AT END OF YEAR	71,061	197,720	122,381

SCHEDULE OF PROGRAM OPERATIONS
SPECIAL NEEDS CONSULTATION

Schedule 19

For the year ended March 31, 2002

	Budget \$	2002 Actual \$	2001 Actual \$
REVENUE			
DIAND funding	-	-	5,000
EXPENDITURES			
Negotiations	-	-	5,000
ANNUAL EXCESS OF REVENUE OVER EXPENDITURES	-	-	-
OPENING EQUITY	-	-	-
EQUITY AT END OF YEAR	-	-	-

SCHEDULE OF PROGRAM OPERATIONS
INTEGRATED SERVICES FORUM

Schedule 20

For the year ended March 31, 2002

	Budget \$	2002 Actual \$	2001 Actual \$
REVENUE	-	-	-
EXPENDITURES			
Administration	-	-	15,348
Catering	-	-	19,511
Conference participant travel	-	-	42,379
Promotion and advertising	-	-	128
Registration materials	-	-	4,557
	-	-	81,923
ANNUAL EXCESS OF REVENUE OVER EXPENDITURES	-	-	(81,923)
OPENING EQUITY	112,177	112,177	-
Inter-fund transfer	-	-	194,100
EQUITY AT END OF YEAR	112,177	112,177	112,177

SCHEDULE OF PROGRAM OPERATIONS
YOUTH FORUM
For the year ended March 31, 2002

Schedule 21

	Budget 2002 \$	Actual 2002 \$	Actual 2001 \$
REVENUE	-	-	-
EXPENDITURES			
Administration	5,032	10,884	5,032
Audio visual equipment	2,305	1,400	2,305
Catering	11,384	11,334	11,384
Conference facilities	5,262	4,548	5,262
Conference participant travel	45,093	31,864	45,093
Conference planning committee	13,772	3,561	13,772
Conference summary	2,669	-	2,669
Program development/printing	342	4,451	342
Program presenters	11,127	16,288	11,127
Registration materials	5,167	614	5,167
	102,153	84,944	102,153
ANNUAL EXCESS (DEFICIENCY) OF REVENUE OVER EXPENDITURES	(102,153)	(84,944)	(102,153)
OPENING EQUITY	102,347	102,347	-
Inter-fund transfer	-	-	204,500
EQUITY AT END OF YEAR	194	17,403	102,347

SCHEDULE OF PROGRAM OPERATIONS
JURISDICTION PROJECT

Schedule 22

For the year ended March 31, 2002

	2002 Budget \$	2002 Actual \$	2001 Actual \$
REVENUE			
DIAND funding	-	-	30,000
Miscellaneous revenue	-	8,500	-
	-	8,500	30,000
EXPENDITURES			
Jurisdiction legal	10,000	9,023	-
Jurisdiction project	-	3,973	2,426
Jurisdiction travel	-	-	9,291
Jurisdiction researcher	-	6,041	649
	10,000	19,037	12,366
ANNUAL (DEFICIENCY) EXCESS OF REVENUE OVER EXPENDITURES	(10,000)	(10,537)	17,634
OPENING EQUITY	17,634	17,634	-
Inter-fund transfer	(1,605)	(1,605)	-
EQUITY AT END OF YEAR	6,029	5,492	17,634

SCHEDULE OF PROGRAM OPERATIONS
TEACHER RECRUITMENT
For the year ended March 31, 2002

Schedule 23

	Budget \$	2002 Actual \$	2001 Actual \$
REVENUE			
DIAND funding	-	-	100,000
EXPENDITURES			
Administration	-	279	-
Committee meeting	-	201	-
Printing distributions	-	89	-
Research	-	24	-
Salaries and benefits	69,000	69,000	-
Workshops	-	500	-
Telephone	-	29	-
	69,000	70,122	-
ANNUAL (DEFICIENCY) EXCESS OF REVENUE OVER EXPENDITURES	(69,000)	(70,122)	100,000
OPENING EQUITY	100,000	100,000	-
EQUITY AT END OF YEAR	31,000	29,878	100,000

SCHEDULE OF PROGRAM OPERATIONS
LITERACY
For the year ended March 31, 2002

Schedule 24

	Budget \$	2002 Actual \$	2001 Actual \$
REVENUE			
DIAND funding	450,000	450,000	-
EXPENDITURES			
Allocation to communities	450,000	426,467	-
ANNUAL EXCESS OF REVENUE OVER EXPENDITURES	-	23,533	-
OPENING EQUITY	-	-	-
EQUITY AT END OF YEAR	-	23,533	-

SCHEDULE OF PROGRAM OPERATIONS
CURRICULUM DEVELOPMENT
For the year ended March 31, 2002

Schedule 25

	2002 Budget \$	2002 Actual \$	2001 Actual \$
REVENUE			
DIAND funding	600,000	600,000	-
EXPENDITURES			
Allocation to communities	600,000	571,537	-
Workshops	-	26,900	-
	600,000	598,437	-
ANNUAL EXCESS OF REVENUE OVER EXPENDITURES	-	1,563	-
OPENING EQUITY	-	-	-
EQUITY AT END OF YEAR	-	1,563	-

SCHEDULE OF PROGRAM OPERATIONS
INTEGRATING SERVICES
For the year ended March 31, 2002

Schedule 26

	2002 Budget \$	2002 Actual \$	2001 Actual \$
REVENUE			
DIAND funding	500,000	500,000	-
EXPENDITURES			
Allocation to communities	500,000	475,543	-
	500,000	475,543	-
ANNUAL EXCESS OF REVENUE OVER EXPENDITURES	-	24,457	-
EQUITY AT END OF YEAR	-	24,457	-

SCHEDULE OF PROGRAM OPERATIONS
EDUCATION PARTNER INITIATIVE
For the year ended March 31, 2002

Schedule 27

	Budget \$	2002 Actual \$	2001 Actual \$
REVENUE			
DIAND funding	-	44,050	-
Partner contributions	-	9,500	-
Canadian Heritage	-	4,206	-
	-	57,756	-
EXPENDITURES	-	-	-
ANNUAL EXCESS OF REVENUE OVER EXPENDITURES	-	57,756	-
OPENING EQUITY	-	-	-
EQUITY AT END OF YEAR	-	57,756	-



fnesc
First Nations Education Steering Committee Society

#113 - 100 Park Royal South
West Vancouver, BC
V7T 1A2

Tel (604) 925-6087
Toll Free 1-877-422-3672
Fax (604) 925-6097
www.fnesc.bc.ca



fnesc

First Nations Education Steering Committee Society

#113 - 100 Park Royal South
West Vancouver, BC
V7T 1A2

Tel (604) 925-6087
Toll Free 1-877-422-3672
Fax (604) 925-6097
www.fnesc.bc.ca