

FIRST NATIONS EDUCATION STEERING COMMITTEE

ACHIEVING QUALITY

ANNUAL REPORT 2008/2009




TABLE OF CONTENTS

A MESSAGE FROM TYRONE MCNEIL, FNEC PRESIDENT	2
MARY SASAKAMOOSE, EXECUTIVE DIRECTOR, FNEC	3
About FNEC	3
EXECUTIVE AND BOARD MEMBERS 2008/2009	4
FNEC EXECUTIVE	4
FNEC BOARD MEMBERS	4
VISIBLE SUCCESSES	5
HIGHLIGHTS OF THE YEAR	6
English 10, 11 and 12 First Peoples	6
Education Jurisdiction	6
Regional Sessions Community Meetings	7
Annual Provincial Conference on Aboriginal Education	8
First Nations Schools Association	8
Indigenous Adult and Higher Learning Association	9
Indian Studies Support Program	9
Joint Post-Secondary Education Group	10
Tripartite Group and Aboriginal Education Partners Group	10
BC Aboriginal Post-Secondary Education and Training Partners Group	11
Early Childhood Development	11
PROGRAMS AND SERVICES FOR SCHOOLS AND COMMUNITIES	12
New Paths for Education, New Relationship Trust, and Parental and Community Engagement Programs	12
First Nations and Inuit Youth Employment Strategy Programs	13
Artists in Education Program	13
Special Education Program	13
First Nations SchoolNet Program	14
Aboriginal Languages Subcommittee	14
FNEC Post-Secondary Subcommittee	15

A MESSAGE FROM TYRONE MCNEIL, FNE SC PRESIDENT

First Nations Education Steering Committee (FNE SC) President, Tyrone McNeil, is a member of the Stó:lō Tribal Council. He has direct experience with First Nations education needs at the community level, and he understands the importance of forging strong partnerships between teachers and parents, students and communities. He also has been actively involved in education at the national level, and he strives to ensure that BC is fully represented in national efforts to support First Nations education. He is driven to dedicate long hours to benefit First Nations students because it is a key investment for the future of those students, for First Nations communities, and for all of BC.

“I am very pleased to present the 2008/2009 Annual Report. I hope that it communicates the wide range of work that FNE SC has undertaken in the past year. We welcome feedback and input and we remain committed to being accountable to the First Nations communities and First Nations students we serve.

For 16 years FNE SC has strived to further the collective work of First Nations communities and our partners to improve the education of First Nations students in BC. It has been a privilege to represent FNE SC in the role of President this year, and I thank the FNE SC Board members for continuing to address the challenges before us with energy and wisdom.

I often hear from First Nations representatives that nothing is more important than preparing our learners with the skills they need for success. This preparation means a strong grounding in conventional academic skills plus a strong foundation in who they are as First Nations People. An important step toward that goal was reached this year when we saw the first schools fully implement the English 12 First Peoples curriculum - a course that offers students the opportunity to study in a rigorous English program that is focused on the literature and oral traditions of Indigenous Peoples.

In 2008/2009, significant effort was also put into the jurisdiction negotiations and to achieving funding agreements that will fulfill the needs of First Nations schools and their students. It is a testament to our strong collective voice that First Nations continue to support one another in the ongoing negotiation process.

It is vital that First Nations voices continue to be heard on education matters and that we come together to address education issues effectively, recognizing and building upon all of our diversity of cultures, languages and aspirations.

I hope that you will join us in our work in the year ahead.”

Tyrone McNeil, President, FNE SC

Stó:lō Tribal Council



Tyrone McNeil,
President, FNE SC

MARY SASAKAMOOSE, EXECUTIVE DIRECTOR, FNEESC

Mary Sasakamoose joins FNEESC as the new Executive Director. Her term began in the spring of 2009. Mary is Cree from the Ahtahkakoop First Nation in Saskatchewan, and she was raised with a strong cultural upbringing in a family of fluent Cree speakers. Her background includes several years as a professor in the Indigenous Studies Department of the First Nations University in Saskatchewan, and she has intimate knowledge of education issues from her role as Education Manager with Alberta Education and the Superintendent of Schools with the Samson Cree Nation.

About FNEESC

Founded by representatives of First Nations communities at a gathering at the Vancouver Aboriginal Friendship Centre in 1992, FNEESC's vision is that all First Nations students will have access to high quality, relevant education opportunities. FNEESC gained status as a non-profit society in 1999.

Today, FNEESC's work and partnerships encompass the full spectrum of education from early childhood development through post-secondary and adult education. FNEESC continues to provide support in fields that include education jurisdiction, curriculum development, measures and data collection, and support for parents and youth.

Over the past fiscal year (April 1, 2008 to March 31, 2009), the society has had numerous successes in improving its effectiveness and in inspiring others. This annual report describes some of FNEESC's accomplishments this past year.

Mission: "facilitate discussion about education matters affecting First Nations in BC by disseminating information and soliciting input from First Nations."



Mary Sasakamoose,
Executive Director, FNEESC



Christa Williams

THANK YOU TO CHRISTA WILLIAMS

FNEC would like to take this opportunity to formally acknowledge outgoing Executive Director, Christa Williams. Christa, a member of the Nlaka'pamux Nation, led FNEC since its establishment over 15 years ago. Christa was a tireless advocate for FNEC and for First Nations education generally. Her long-standing commitment to improving education for First Nations learners led to significant achievements provincially and nationally, and her invaluable contributions helped FNEC to become an effective and influential organization supporting the development of high quality education for First Nations students from kindergarten through post-secondary and adult education.

Christa left FNEC in November 2008 to take on an exciting new challenge; she is currently working for the BC First Nations Leadership Council, developing a BC-wide First Nations Public Service Capacity Building Strategy to support people working in First Nations communities. FNEC is pleased that Christa is still strongly connected to our organization and working in partnership with us on numerous initiatives. We are confident that FNEC and First Nations communities will continue to benefit from her expertise and her passion for First Nations issues.

EXECUTIVE AND BOARD MEMBERS 2008/2009

FNESC's work is directed by a Board of Directors appointed by First Nations communities. Each board member represents a First Nations community, Education Society or Treaty Society. All First Nations communities in BC are eligible to appoint a board representative

FNESC EXECUTIVE

Tyrone McNeil, President, Stó:lō Tribal Council

Barbara Barltrop, Vice-President, Snaw naw as First Nation

Deborah Jeffrey, Secretary, Tsimshian Nation

Monty Palmantier, Treasurer, Lake Babine Nation

FNESC BOARD MEMBERS

Amanda West Wet'suwet'en First Nation

Amanda Zettergreen Gitwangak Education Society

Andreas Rohrbach Kwadacha Band

Andrew R. Tom Moricetown Band Council

Angie Chapman kawahlook First Nation

Barbara Barltrop Nanoose First Nation

Ben Berland Carrier Sekani Tribal Council

Brenda Leighton Metlakatla First Nation

Carolyn Ann Doody Iskut First Nation

Cecelia Harris Penelakut Tribe

Charlotte Elliott Chemainus First Nation

Christine Joseph Tlowitsis First Nation

Cindy Charleyboy Soda Creek Indian Band

Cindy Inrig Cape Mudge/We Wai Kai

Collette Duperreault Fort Nelson First Nation

Curtis Olsen Saanich Indian Band SB

Cynthia Sewid Mamalilikulla-Qwe'Qwa'Sot'Em

Dave Manuel Kamloops Indian Band

Deanna Lisa LaRochelle Lax Kw'alaams Band Council

Deborah Jeffrey Tsimshian Nation

Deborah Jacobs Squamish Nation

Deborah Wilson-Green Kitamaat Village Council

Denice Louie Lower Kootenay Indian Band

Dolores McDonald Ts'kw'aylaxw First Nation

Dolores O'Donaghey Boston Bar First Nation

Doug Kerr Dease River Band Council

Ellen Huse Yekooche First Nation

Fabian Alexis Okanagan Indian Band

Faye Mitchell Musqueam Indian Band

Fran Prince K'omoks First Nation

Francine Billy Seton Lake Indian Band

Gabe Haythornthwaite Cowichan Tribes

Gerald Seymour Kitselas Band Council

Grace Smith Gwa'sala - 'Nakwaxda'xw

Greg Louie Ahousat First Nation

Heather McKenzie Williams Lake Band

Isabel Reid Tahltan Band Council

J. Curtis Wilson Campbell River Indian Band

Jacob McKay Nisga'a Tribal Council

Janice Antoine Coldwater Indian Band

Jean M. Brown Splotsin First Nation

Jim Angus Kispiox Band Council

Joan Adams Stó:lō Nation Chiefs Council

Joan Glendale Da'nada'xw/Awaetlala

Karen Smith St. Mary's Band

Laura Wealick Tzeachten First Nation

Leslie Williams Old Masset Village Council

Leslie Williams Skwah First Nation

Lisa Wilson Wells Kwakuitl District Council

Loretta Billy Canoe Creek Indian Band

Lynn Kenoras Adams Lake Indian Band

Lynnette Barbosa Nuw-chaah-nulth Tribal Council

Mabel Louie Stellat'en First Nation

Margery McRae Gitanmaax Band

Marion Hunt Kwakuitl Indian Band

Mary Brown Heiltsuk Tribal Council

Michelle Sokoloski Snuneymuxw First Nation

Monica Simms Gitskan Wet'suwet'en

Monty Palmantier Lake Babine First Nation

Nathan Matthew Simpcw First Nation

Nita Bobb Spuzzum First Nation

Patricia McAuley Tseshaht First Nation

Rebecca Barley N'Quatqua Band

Robert Williams Skidegate Band Council

Roy Sakata Gitsegukla Band Council

Sandra M. Jack Taku River Tlingit First Nation

Sandra Victor Cheam Indian Band

Sharon Lindley Upper Nicola Band

Sherry Hunter Tsay Keh Dene

Sue Ketlo Nadleh Whut'en Band

Susan James St'at'imc Education Authority

Susan Spalding Kitsumkalum Band Council

Tammy Thomas Neskonlith Indian Band

Terrie Davidson Boothroyd Indian Band

Terry Deneault Skeetchestn Indian Band

Thelma Florence Chawathil First Nation

Thelma Wenman Shxwha:y Village

Theresa Dennis Lower Similkameen Indian Band

Tom Wallace Tlatlasikwala First Nation

Tyrone McNeil Stó:lō Nation

Vaino Latvala Nuxalk Education Authority

Vern Jacks Jr. Tseycum First Nation

Wayne Bulmer Tl'azt'en Nation

VISIBLE SUCCESSES

Hosted the **14th Annual Provincial Conference on Aboriginal Education: Strengthening Connections: Investing in Aboriginal Students**, drawing over 850 educators.

Completed the development of **English 12 First Peoples** curriculum, examinations and Table of Specifications, and offered the course in BC school districts and First Nations schools in September of 2008.

Established a committee of educators to begin developing **English 10 and English 11 First Peoples**, which are new secondary English courses with a focus on First Peoples content.

Streamlined funding **program application and reporting processes** that serve First Nations schools and communities in BC.

Celebrated the announcement of a **reciprocal tuition commitment** from the Ministry of Education in November of 2008, allowing for full payment of non-status and off-reserve students attending First Nations schools.

With the Indigenous Adult and Higher Learning Association, presented a policy background paper titled **Aboriginal Post-Secondary Education in British Columbia: A Place for Aboriginal Institutes**, which supports the advancement of the formal recognition of Aboriginal-controlled post-secondary institutes as a critical component of the BC post-secondary system.

Launched **Aboriginal Learning Links** (www.aboriginalllearning.ca), a web resource for Aboriginal students, in partnership with the BC Aboriginal Post-Secondary Education and Training Partners.



Two members on the student panel at the Indigenous Adult and Higher Learning Association Conference and AGM, who spoke on transitions to post-secondary

Graduated 25 students from the **Youth Information Technology** Program, who are now trained in level 1 information communication technology.

Celebrated the first cohort of graduates from the Education Coordinator Program – a 20 course, accredited program that assists Education Coordinators with training on topics such as understanding policy, governance, project management, financial planning, communications, and community development.

Offered an **Anti-Racism Youth Leadership Forum** to build the capacity of youth to be local anti-racism leaders.

Led 11 **Regional Sessions** to engage communities in education discussions and also led 13 **Special Education Regional Sessions**.

HIGHLIGHTS OF THE YEAR

English 10, 11 and 12 First Peoples

English 12 First Peoples is an innovative and academically challenging high school English course that celebrates the literature and oral traditions of First Peoples. Developed through a cooperative effort of FNEESC, the BC Ministry of Education, and specialist teachers, it was piloted in 2007 and offered to schools for delivery beginning in September of 2008.

To support teachers in delivering English 12 First Peoples, FNEESC hosted a three-day Teacher Training Summer Institute in Kamloops from August 18 to 20, 2008. The objective of the training was to support teachers of all backgrounds by introducing them to First Nations pedagogy, worldviews, teaching strategies, protocols, and resources. The institute was very well-received by all of the educators.

It was also cause for celebration when twenty-two post-secondary institutions formalized their support and acceptance of the course for English 12 entrance requirements.

Using the benefit of this exciting experience in curriculum and exam development, last year FNEESC and the Ministry of Education began planning for English 10 and 11 First Peoples. FNEESC worked closely with the BC Teachers' Federation to select teachers for the curriculum team, ensuring that the team included qualified First Nations teachers and First Nations school representatives. Teachers expressed a very high level of interest in participating on the curriculum team and for continuing the development of these new and important courses.

Education Jurisdiction

For decades, First Nations have sought recognition from the provincial and federal governments of their authority over the education of their learners. BC First Nations, working together with FNEESC, have now successfully achieved that recognition, by designing new jurisdiction legislation that is entrenched in the laws of BC and Canada. Passed in 2006 and 2007, that legislation recognizes the jurisdiction of BC First Nations over on-reserve Kindergarten to grade 12 education.

Sixty-three First Nations have been regular participants in the jurisdiction work and have expressed their intent to eventually exercise their jurisdiction. 13 First Nations have

been involved in formal negotiations. At every stage in the process, the First Nations have maintained a strong commitment to supporting one another, sharing their knowledge, and maintaining economies-of-scale. Their collective work has resulted in the identification of new First Nations-designed structures for teacher and school certification, data collection, and enhanced education governance processes.

This year, the jurisdiction efforts focused largely on negotiating funding agreements with the Government of Canada. All 13 First Nations received initial funding offers in the spring of 2008 and subsequently began the work of analysis and refinement of the framework for negotiating funding agreements. They held formal negotiating sessions with the Government of Canada, supported by the other 50 First Nations in this process, and there were 6 main table negotiations involving all 63 First Nations.

Throughout the process, the Negotiating First Nations have expressed to the federal government the importance of funding First Nations schools at funding levels that are comparable to those of public schools, including appropriate indexing so that school funding will not be eroded over time. Language and culture funding is also a high priority in the negotiations.

In December of 2008, the federal negotiating team informed the negotiating First Nations that in order to move ahead, Canada needed a change in its formal mandate. FNEESC met with federal Minister of Indian Affairs, Chuck Strahl, in February of 2009 and secured a commitment from the Minister to support a Memorandum to Cabinet to request a changed federal mandate. A working group was formed to undertake that work, and FNEESC continues to visit Ottawa to advance the Memorandum to Cabinet and to ensure continued support for the Jurisdiction Act among politicians of all parties.



English 12 First Peoples Summer Institute in Kamloops

Regional Sessions Community Meetings

Each year, FNEESC sponsors a series of meetings in communities across the province to discuss issues in First Nations education. Those meetings, known as Regional Sessions, are led by Board members and the staff of FNEESC. Representatives of the BC Ministry of Education Aboriginal Education Enhancements Branch and Indian and Northern Affairs Canada (INAC) have also assisted in sharing information about relevant initiatives and policies.

At the Regional Sessions, representatives of local First Nations communities and other local education stakeholders are invited to provide feedback and raise topics that are of local importance.

In 2008, Regional Sessions were held in the following communities:

Prince Rupert	Sep. 23 & 24	33 community participants
Kamloops	Oct. 6 & 7	26 community participants
Lytton	Oct. 9 & 10	17 community participants
Prince George	Oct. 9 & 10	39 community participants
Campbell River	Oct. 14 & 15	20 community participants
Cranbrook	Oct. 14 & 15	19 community participants
Port Alberni	Oct. 16 & 17	17 community participants
Lower Mainland	Oct. 20 & 21	20 community participants
Victoria	Oct. 23 & 24	22 community participants
Williams Lake	Nov. 13 & 14	20 community participants
Kelowna	Nov. 20 & 21	12 community participants

Feedback from the Regional Sessions is vital to FNEESC's ability to plan future strategic directions and to be accountable to the First Nations communities it serves. Below are some of the major themes that arose in the 2008 Regional Sessions.

- » The need to increase data collection support for First Nations schools and communities and streamline reporting processes
- » The importance of resources to advance relationship-building between public schools and First Nations parents/communities
- » The need for continued information and communications regarding First Nations jurisdiction over education
- » The importance of equity and recognition for First Nations schools and their staff, and assistance with teacher retention
- » The need to support efforts to develop local, culturally relevant curriculum

FNEESC is grateful to everyone who participated in the Regional Sessions last year, and also to those communities that helped to host the meetings.

Annual Provincial Conference on Aboriginal Education

More than 850 people from across and outside of BC attended the 14th Annual Provincial Conference on Aboriginal Education from November 27 to 29, 2008. FNEESC, the BC Ministry of Education and the Métis Provincial Council of BC hosted the event, the theme of which was Strengthening Connections: Investing in Aboriginal Learners.

Forty-six workshop sessions were offered on education topics ranging from early childhood development through post-secondary, and the guest speakers included Dr. Lee Brown, University of Victoria professor, Dr. Lorna Williams and Vancouver Island University Chancellor, Chief Shawn Atleo. The student panel that addressed transitions to post-secondary was also a highlight for many participants.

As always, delegates enjoyed the opportunity for networking and catching up with colleagues. They also expressed appreciation for the efforts of the conference organizers to make the event more ecologically-friendly, including the use of memory sticks to replace paper handouts and a “Green Schools” evening showcase.

First Nations Schools Association

Since 1996, the First Nations Schools Association (FNSA) has been serving First Nations schools in BC under the direction of its membership, which includes 95% of BC First Nations schools. Through a Memorandum of Understanding (MoU), FNEESC provides staffing and support for the FNSA, and FNEESC and the FNSA jointly administer several programs that serve First Nations schools and communities.

In 2008, the FNSA established a formal mission statement as follows.

“The First Nations Schools Association will collaborate with First Nation schools to create nurturing environments that develop learners’ pride and competence in their First Nations language and heritage and will equip them to realize their full potential within self-governing First Nations communities.”

In November of 2008, the Ministry of Education announced that it would provide reciprocal tuition funding for payment of tuition for non-status and off-reserve students attending First Nations schools. This commitment represents a major achievement for First Nations schools and communities in BC.

FNSA Teacher Standards, Competencies and Performance Indicators were piloted in 13 First Nations schools. Those standards encompass areas identified in the evolving BC College of Teachers standards, as well as being reflective of the unique vision of First Nations schools. The FNSA also is working with the BC College of Teachers to establish First Nation Schools Standards of Fitness and Conduct for Teachers.

Nineteen schools completed the FNSA School Assessment project and 4 schools were certified for the second time through the FNSA School Certification process, bringing the current total of certified schools to 45. Fifty-three schools also completed the School Measures and Data Collection Process this year.

This year, the FNSA signed agreements with three organizations to strengthen the role of advocacy for and service to students in First Nations schools. Those organizations included the Industry Training Authority, the BC College of Teachers and the First Nations Health Council.

Other FNSA initiatives of the year include delivering professional development workshops for First Nations school staff on FNSA Teacher Standards, Competencies and Performance Indicators, the School Assessment process, and the External Assessment/Certification and Mentoring project. They hosted the 13th Annual FNSA Conference and Annual General Meeting, with 300 participants attending. Also this year, the FNSA contracted the development of a language education resource, Curriculum and Resources for First Nations Languages Programs in BC First Nations Schools. The final report from this project includes a list of resources for language teaching and recommends next steps for supporting First Nations as they strive to preserve and revitalize First Nation languages through effective school programming.

Further details can be found in the FNSA’s 2008/2009 Annual Report.

Indigenous Adult and Higher Learning Association

The Indigenous Adult and Higher Learning Association (IAHLA) is the recognized voice and support organization for Aboriginal-controlled adult and higher learning institutes in BC. It is an independent, non-profit society with a membership of 34 institutes. IAHLA has signed an MoU with FNEC that includes administrative support services from FNEC, and the organizations have continued to work in strong partnership.

Based on IAHLA's 2009 Strategic Planning Session, the Association's strategic /long term goals will focus on the following.

- 1 Responding to the unique **language and culture needs** of member institutes, to ensure ownership of curriculum and to promote and protect Indigenous knowledge and skills.
- 2 Establish IAHLA institutes as **recognized leaders** in high quality adult and post-secondary education.
- 3 Achieve sustained direct provincial and increased federal **funding** to IAHLA institutes.
- 4 Establish IAHLA as the recognized **leadership body** and **strong voice** for Aboriginal-controlled institutes of adult and higher learning.

This year marked the highest return to IAHLA's Data Collection Project ever – with 83% of the 30 eligible institutes responding and 405 adult students participating. Sixty-eight percent of the responding institutes offer programs that ladder directly to a public post-secondary institution degree program.

In addition, IAHLA and FNEC continue to work toward the recommendations outlined in the policy background document, *Aboriginal Post-Secondary Education in British Columbia: A Place for Aboriginal Institutes* (May 2008).

Further details can be found in the 2008/2009 IAHLA Annual Report.



First Nations working toward First Nations education jurisdiction received their initial funding offers from the federal government.

Indian Studies Support Program

The Indian Studies Support Program (ISSP) is an Indian and Northern Affairs Canada (INAC) program that provides funding for First Nations post-secondary programs that are accredited and transferable. A committee of representatives of BC First Nations communities and First Nations post-secondary institutes manages the program, and FNEC provides administrative services to the ISSP Committee through a fee-for-service agreement. The ISSP Committee has contributed to ongoing research into Affiliation Agreements, which led to the publication of *First Nations Post-Secondary Institutes – Affiliation Agreement Research*, based on a report prepared by Fran Hunt-Jinnouchi, Director of the University of Victoria Office of Indigenous Affairs.

In the spring of 2009, a national Post-Secondary Education Program audit noted the work of the BC ISSP Committee in ensuring an effective annual proposal-driven funding process and in fulfilling reporting requirements.

In February, the ISSP Committee reviewed 37 proposals totaling \$3.6 million in funding requests. Based on available INAC funds, 25 proposals were funded for a total of \$2.1 million, which represents 58% of the total requested funding.

Tripartite Group and Aboriginal Education Partners Group

Since 1994, FNEESC has been meeting quarterly with representatives of Indian and Northern Affairs Canada (INAC) and the Ministry of Education (MEd) on a tripartite basis to discuss strategies for working together to improve the success of First Nations learners in education. These discussions include updates regarding potential policy and legislative changes that could affect First Nations learners.

In 1998, the Tripartite Education Committee founded the BC Aboriginal Education Partners Group. That group includes some of the most significant stakeholders in the BC education system, including FNEESC, the FNSEA, INAC, the Ministry of Education, the BC Teachers' Federation, the BC College of Teachers, the BC School Trustees Association, the BC Superintendents Association, the BC Confederation of Parents Advisory Council, the BC Principals' and Vice-Principals' Association of BC, United Native Nations, and the BC Métis Nation. The cooperative efforts of the Education Partners Group have resulted in effective information sharing and several important initiatives to enhance the success of First Nations learners. The Education Partners have specifically focused their efforts on three main issues: Aboriginal Teacher Retention and Recruitment, through the Aboriginal Teacher Education Consortium (ATEC); Employment Equity; and Anti-Racism.

The ATEC group established a website with resources to introduce Aboriginal learners to the possibilities of a career in teaching. It also produced a second edition of its popular TEACH: Teacher Education Access and Choices Handbook, profiling the teacher education programs available at BC higher learning institutes.

One of the recent Anti-Racism Working Group's projects was to organize a pilot event called Erase Racism: Youth Mentorship Forum at the North Vancouver Outdoor School from March 22-24, 2009. The overall goal was to provide Aboriginal youth in Grades 10-12 with the knowledge and skills to be role models in combating racism in their schools and communities. In total, 15 youth and 4 chaperones/mentors took part in the forum. Led by FNEESC's Anti-Racism Consultant, Eric Wong, the youth and their chaperones/mentors also took part in a series of exercises and reflective discussions to learn about racism and diversity. The level of youth participation was excellent and there was widespread support for expanding the pilot event next year.



Participants in the Erase Racism Youth Mentorship Forum, March 2009

Joint Post-Secondary Education Group

The Joint Post-Secondary Education Group, a body representing ISSP, IAHLA, and the FNEESC Post-Secondary Subcommittee, strengthened and signed a MoU in November of 2007. This group meets bi-annually and has been working together to develop a shared vision and goals for First Nations post-secondary education in the province of BC.

The mandate of the Joint PSE Group is to support the mandates of the partner organizations and to provide strategic support for First Nations post-secondary education issues. The Joint PSE group agreed to support the recommendations in the Aboriginal Post-Secondary Education in British Columbia: A Place for Aboriginal Institutes policy background paper and to work collectively to advocate for more funding for ISSP and the Post-Secondary Student Support Program.



1. Participants in a workshop at the Indigenous Adult and Higher Learning Association Annual Conference and AGM

BC Aboriginal Post-Secondary Education and Training Partners Group

The BC Aboriginal Post-Secondary Education and Training Partners includes a range of organizations that are working collectively to improve access and success for all Aboriginal post-secondary learners in BC. The Partners were established by a MoU on March 11, 2005. Since that time, the Post-Secondary Partners have been meeting quarterly to share information, brainstorm strategies, and to create a Made in BC Strategy for Aboriginal Post-Secondary Education and Training.

Signatories to the MoU include FNEESC, IAHLA, the First Nations Summit, the Strategic Action Committee, Métis Provincial Council of BC, United Native Nations Society, INAC, BC Ministry of Advanced Education and Labour Market Development, University Presidents' Council of BC, University College Presidents, and the BC College Presidents. Other contributing members include the BC Aboriginal Human Resource Development Agencies Society, the Aboriginal Education Enhancements Branch of the BC Ministry of Education, the Ministry of Economic Development, Service Canada, and the Ministry of Aboriginal Relations and Reconciliation.

This year, the Partners launched Aboriginal Learning Links (www.aboriginallearning.ca), which is a web portal that links students and prospective students to resources and information related to financial support, post-secondary programs, childcare, housing, trades, and more.

Early Childhood Development

First Nations parents and communities have long recognized the importance of quality early childhood education as a foundation for future learning. However, the approach to early childhood development programs and services has been somewhat disjointed, with limited coordination between funding agencies, First Nations organizations and communities. Communities have been actively seeking support in this area in order to maximize resources and create greater efficiencies.

In response, in March 2007 the BC First Nations Leadership Council directed FNEESC to take an interim coordinating role in bringing together First Nations organizations, provincial ministries and federal departments that have responsibility for Early Childhood Development (ECD). Those meetings have resulted in the preparation the following items:

- i. a Memorandum of Understanding (MoU) on ECD;
- ii. draft Terms of Reference for a First Nations ECD Council; and
- iii. an outline for a First Nations ECD Agenda.

The purpose of the MoU is to achieve a formal commitment to work together in a coordinated manner.

FNEESC maintains that ECD is a key component of life-long learning and will continue its efforts to support the growth of the First Nations ECD Council.

PROGRAMS AND SERVICES FOR SCHOOLS AND COMMUNITIES

New Paths for Education, New Relationship Trust, and Parental and Community Engagement Programs

FNESC and the FNSA jointly administer the federally-funded New Paths for Education program in the BC Region. This program targets community and school initiatives related to three themes: capacity building, improving school effectiveness, and school to work transitions.

This year, FNESC and the FNSA also added a fourth funding theme to accommodate a new program —the New Relationship Trust (NRT). This approach was taken in order to reduce reporting burdens on First Nations communities. The NRT funding was available for community-based projects focused on Language Arts, English, Math and Science Achievements.

FNESC and the FNSA also manage funding for the Parental and Community Engagement (PCE) strategy, which supports activities that encourage parental and community involvement in education programming. Once again in 2008/2009, this program funding was distributed with the New Paths for Education program grants.

The majority of funding provided for the New Paths for Education program and the Parental and Community Engagement strategy is distributed directly to First Nations schools and communities for local activities. Examples of those activities include parent meetings for information sharing and learning new parenting skills, home visits from parental involvement facilitators, activities that promote the integration of traditional knowledge in the school and home learning environments, and activities that highlight the importance of identifying special needs and health checkups.

In addition to the grants provided to First Nations schools and communities, FNESC and the FNSA also used a portion of the New Paths and PCE program funding to sponsor a number of provincial-level activities.

New Paths for Education Collective Activities

For several years, the FNSA has worked to support First Nations school leaders in a variety of ways, including research, the creation of a handbook on school leadership (one of the FNSA's most popular publications), and professional development workshops for First Nations school principals and administrators.

First Nations Parents Club

To provide support to parents and family members and recognize the key role they play in students' educational success, FNESC and the FNSA founded the First Nations Parents Club, which has been supported through the New Paths for Education program since its establishment. The club has grown to include 102 local branches and it has a membership of 2392 First Nations parents.

The club published 5 issues of the Parents Club newsletter last year, and it once again issued a calendar full of ideas for family activities and healthy recipes. Each club also received incentive gifts for parents, which included books, magazine subscriptions, book bags, games, mugs, t-shirts, and picture frame magnets supporting literacy initiatives. 61 grants were distributed to supplement the activities of the Parents Clubs.

In addition, in October of 2008, sixteen club members attended the conference of the BC Confederation of Parent Advisory Councils, which provided an important opportunity for those parents to network and voice their important perspectives on education matters.

Teacher Recruitment and Retention: Professional Development Program

In 2008/2009, FNESC and the FNSA were responsible for the management of funding from INAC for the Teacher Recruitment and Retention: Professional Development Program for First Nations schools. In total the program provided \$303,030 to First Nations schools.

The objective of this program is to assist First Nations schools in recruiting and retaining qualified educators, as well as providing staff with opportunities for professional development and recognition and promoting teaching as a career choice.

First Nations and Inuit Youth Employment Strategy Programs

FNESC and the FNSA continued to administer four Youth Employment Strategy Programs that are funded annually by INAC.

- » The Student Summer Employment Opportunities Program supported career-related work experience and training for First Nations students in 167 First Nations communities.
- » The Science and Technology Program promoted science and technology as a career choice and provided First Nations youth with first-hand experience in science and technology disciplines. 47 proposals were funded.
- » Youth Work Experience Programs provided supervised work experience for 22 out-of school, unemployed, or under-employed youth.
- » The Career Promotion and Awareness Program provided cooperative education opportunities to First Nations youth in 11 First Nations schools.

Artists in Education Program

Since 2003, FNESC and the FNSA have had a strong partnership with ArtStarts in Schools, which has provided First Nations schools with opportunities to bring artists into the schools to work with students. With matching funding from the FNSA, a total of \$35,000 was available in the 2008/2009 year through the Artists in Education Program, which was distributed to 24 randomly selected First Nations schools on a regional basis. ArtStart is supported by the Vancouver Foundation and The BC Arts Council.

Special Education Program

FNESC and the FNSA are committed to ensuring that the needs of all First Nations students are being met, including those with special education needs. They jointly administer the Special Education Program (SEP) funding for the BC region based on an intervention-based methodology approved by First Nations schools and communities.

The majority of the SEP funding goes directly to First Nations schools for services to children and youth. School used this funding to hire staff for the provision of special education

services and to implement a wide range of special education services and programs for individual students, small groups of students and their schools, as well as for offering professional development opportunities.

The remainder of the SEP funding is used for provincially coordinated activities that include assessments, speech language pathology services, and professional development. In 2008/2009, the collective activities included the following activities.

- » 96 students were assessed within the Coordinated Student Assessment process
- » FNESC/FNSA Special Education resource people made 47 school visits, completed 54 assessment reports, assisted in the development of 54 individualized education plans, and led workshops on IEPs and other special education topics
- » 12 contracted Speech Language Pathologists visited staff and parents in 37 schools and assessed 324 children
- » The Speech and Language Resource Line provided support to 1175 individuals, and The Special Education Toll-free Resource Line provided support to 805 individuals
- » FRIENDS for Life training was provided to 73 participants from 26 schools
- » Supporting Diverse Learners/Learning Facilitators Certificate students completed the program in the summer of 2008



The First Nations Parents Club offers a variety of items to recognize parent efforts and to support local clubs.

- » First Nations Speech-Language Assistant Certificate courses were offered in Vancouver and Terrace
- » Move'in and Zone'in program training was provided to 150 school staff and parents in 5 locations
- » 27 students received assistive technology through SET-BC to enable them to better access the curriculum and participate in school activities

First Nations SchoolNet Program

INAC's First Nations SchoolNet Program, which is administered by FNEC and the FNSA in BC, promotes the connection of First Nations schools to the Internet and the enhancement of information communication technologies in First Nations schools and communities in BC. In 2008/2009, the program continued to provide connectivity funding, in-service workshops for schools, e-learning software and resources, and BC electronic Information Services (BCeSIS) support and training.

Youth Information Technology Program

FNEC and the FNSA also administered the Youth Information Technology (Y-IT) Program, which was a branch of the First Nations SchoolNet Program designed to give First Nations youth and young adults the opportunity to learn computing skills while earning money in their community through paid work experience. An important component of the program was the 20-week on-line computer fundamentals course called IC3, through which 25 youth achieved their Level 1 IC3 certification.

In addition, 20 students visited the Gulf Island Film and Television School to participate in an Aboriginal Youth Media Intensive program where they learned all aspects of creating short films so that they could gain media skills to further their work as youth advocates.

Six graduates from the program also participated in a youth media project called TEKKRU, which introduced them to the use of social media to inspire social change. The youth created a blog where they reported on events that included the ICT Summit 2009, the unveiling of the Aboriginal Olympic Pavilion hosted by the Four Host First Nations, and the 14th Annual Provincial Conference on Aboriginal Education.

Aboriginal Languages Subcommittee

FNEC's Aboriginal Languages Subcommittee includes 30 representatives from language families from across the province. The Subcommittee and its partners developed a BC-Wide Strategic Plan on Aboriginal Languages in 2007/2008 and have since continued to build strong partnerships with the First Peoples' Heritage, Language and Culture Council and other organizations involved in language revitalization efforts.

This year, the Subcommittee continued to support and endorse the Developmental Standard Term Certificate (DSTC) program (see below) and was involved in implementing recommendations from the DSTC review. The Subcommittee also engaged in discussion with the Ministry of Education to explore the development of a language policy specifically for Aboriginal languages, which would support revisions to the Language Integrated Resource Package that First Nations and school districts use for developing language curricula.

In addition, the Subcommittee supported the implementation of an FNSA language research project that involved teachers and volunteers in 25 communities. Survey data revealed, among other things, that many teachers feel isolated in their quest to keep First Nations languages alive, that they have concerns around fluency, and that they would like to see more integration between the work of language teachers and culture teachers.

Developmental Standard Term Certificate in First Nations Language and Culture

To address the urgent demand for First Nations language teachers, in 2001/2002 BC First Nations, the BC College of Teachers, and FNEC jointly developed a framework to enable students to earn a Developmental Standard Term Certificate in First Nations Language and Culture. The program involves three full years or 90 credit hours of course work at a post-secondary institution, including studies in an Aboriginal language indigenous to BC, First Nations studies or culture, BCCT academic prerequisites, and professional development in teaching. Twenty-two of the credits must be under the auspices of an approved teacher education program.

Through the New Relationship Trust initiative administered by FNEESC, funding was available to BC First Nations communities to support the development and implementation of a DSTC. The funding was available for program development, implementation and staffing. Seven DSTC proposals were funded last year.

FNEESC continues to support the growth of the DSTC program, which has been successful in generating interest in languages and attracting students to become fluent speakers and qualified teachers. Several DSTC students have completed degrees or laddered into professional certificates.

FNEESC Post-Secondary Subcommittee

FNEESC has an active Post-Secondary Subcommittee that is dedicated to making high quality post-secondary education accessible and relevant to all of BC's First Nations students.

The Subcommittee was active in a number of projects last year that involved liaison with INAC about its Post-Secondary Education (PSE) Program and communication with First Nations communities. The Subcommittee discussed a number of topics with INAC, including INAC's Post-Secondary Program Review standards, the PSE allocation methodology, and the federal audit of INAC's PSE Program.

The Subcommittee also sponsored the PSSSP Funding Gap Analysis: BC Region report. Its recommendations will be used to prepare a business case to request additional Post-Secondary Student Support Program funding.

As well, IAHLA and FNEESC submitted a Post-Secondary Education Data Strategy proposal to INAC. This proposed project is to examine all available PSE data sources, conduct an analysis of the gaps in available data, and develop a strategy for a coordinated collection of PSE data.

In order to increase FNEESC's support to First Nations communities in the area of post-secondary education, FNEESC filled a new position of Post-Secondary Officer in the spring of 2009 and it established plans for a new post-secondary education toll-free resource line.

In March 2009, at the request from First Nation communities for more information on the INAC PSE Program, FNEESC hosted workshops in Kelowna, Prince George, Nanaimo, Terrace and Vancouver for Education Coordinators, Band Administrators, and Chiefs and Councils. The workshops, delivered by FNEESC staff in cooperation with INAC and the Ministry of Advanced Education, included information on: Allocation Methodology and Funding Options; Eligible PSE Expenditures; Program (Compliance) Reviews; Preparing for PSE Audits; StudentAid BC; Career Cruising Program; Education Coordinator Program; and FNEESC updates. The workshops were well received and there were over 120 participants.

Education Coordinators Diploma Program

The Education Coordinators Diploma Program is designed to support the professional growth and development of First Nations Education Coordinators by providing an opportunity for them to study topics relevant to their work. These topics include policy, governance, project management, budgeting, communications, and community development. The 20-course program is accredited by Nicola Valley Institute of Technology (NVIT) and ladders into business administration and teacher education degree programs. The framework for the Education Coordinators Program was custom-designed by FNEESC and IAHLA with NVIT.

First Nations Education Steering Committee

Audited Financial Statements
March 31, 2009

FIRST NATIONS EDUCATION STEERING COMMITTEE SOCIETY

INDEX TO THE FINANCIAL STATEMENTS March 31, 2009

MANAGEMENT'S RESPONSIBILITY FOR FINANCIAL REPORTING

AUDITORS' REPORT

STATEMENT OF OPERATIONS AND
CHANGES IN FUND BALANCES - OPERATING FUND

Statement 1

SUMMARY STATEMENT OF OPERATIONS AND
CHANGES IN FUND BALANCE - OPERATING FUND

Statement 2

STATEMENT OF CHANGES IN FUND BALANCE
- CAPITAL FUND

Statement 3

STATEMENT OF FINANCIAL POSITION

Statement 4

STATEMENT OF CASH FLOWS

Statement 5

NOTES TO THE FINANCIAL STATEMENTS

SCHEDULES OF PROGRAM OPERATIONS

Schedules 1 - 37



#113 - 100 Park Royal South
West Vancouver, BC
V7T 1A2

Tel (604) 925-6087
Toll Free 1-877-422-3672
Fax (604) 925-6097
www.fnesc.bc.ca

FIRST NATIONS EDUCATION STEERING COMMITTEE SOCIETY

MANAGEMENT'S RESPONSIBILITY FOR FINANCIAL REPORTING March 31, 2009

The accompanying financial statements of the First Nations Education Steering Committee Society and all the information in this annual report are the responsibility of management and have been approved by the Board of Directors.

The financial statements have been prepared by management in accordance with Canadian generally accepted accounting principles. Financial statements are not precise since they include certain amounts based on estimates and judgements. When alternative accounting methods exist, management has chosen those it deems most appropriate in the circumstances, in order to ensure that the financial statements are presented fairly, in all material respects.

The Society maintains systems of internal accounting and administrative controls of high quality, consistent with reasonable cost. Such systems are designed to provide reasonable assurance that the financial information is relevant, reliable and accurate and the Society's assets are appropriately accounted for and adequately safeguarded.


The Board is responsible for ensuring that management fulfills its responsibility for financial reporting and is ultimately responsible for reviewing and approving the financial statements.

The Directors review the Society's financial statements and recommends their approval. The Board meets periodically with management, as well as the external auditors, to discuss internal controls over the financial reporting issues, to satisfy themselves that each party is properly discharging their responsibilities, and to review the annual report, the financial statements and the external auditors' report. The Board takes this information into consideration when approving the financial statements for issuance to the members. The Board also considers the engagement of the external auditors.

The financial statements have been audited by Reid Hurst Nagy Inc., CGAs in accordance with Canadian generally accepted auditing standards on behalf of the members. Reid Hurst Nagy Inc., CGAs have full access to the First Nations Education Steering Committee Society.



Executive Director



Treasurer, Board Of Directors



105 - 13900 Maycrest Way
Richmond, BC V6V 3E2
Canada

T: 604.273.9338
F: 604.273.9390
info@rhncga.com

AUDITORS' REPORT

**To: THE MEMBERS OF THE
FIRST NATIONS EDUCATION STEERING COMMITTEE SOCIETY**

We have audited the statement of financial position of the First Nations Education Steering Committee Society as at March 31, 2009 and the statements of operations and changes in fund balances, cash flows and the notes thereto for the year then ended. These financial statements are the responsibility of the Society's management. Our responsibility is to express an opinion on these financial statements based on our audit.

We conducted our audit in accordance with Canadian generally accepted auditing standards. Those standards require that we plan and perform an audit to obtain reasonable assurance whether the financial statements are free of material misstatement. An audit includes examining, on a test basis, evidence supporting the amounts and disclosures in the financial statements. An audit also includes assessing the accounting principles used and significant estimates made by management of the Society, as well as evaluating the overall financial statement presentation.

In our opinion, these financial statements present fairly, in all material respects, the financial position of the Society as at March 31, 2009 and the results of its operations and its cash flows for the year then ended in accordance with Canadian generally accepted accounting principles.

As required by the Society Act, we report that, in our opinion, these principles have been applied on a basis consistent with that of the preceding year.

Reid Hurst Nagy Inc.

REID HURST NAGY INC.
CERTIFIED GENERAL ACCOUNTANTS

MAY 14, 2009
RICHMOND, B.C.

FIRST NATIONS EDUCATION STEERING COMMITTEE SOCIETY

STATEMENT OF OPERATIONS AND CHANGES IN FUND BALANCES - OPERATING FUND Statement 1 For the year ended March 31, 2009

	2009 Budget \$	2009 Actual \$	2008 Actual \$
REVENUE			
INAC funding	24,506,151	24,506,151	22,934,319
Ministry of Education funding	330,000	330,000	570,500
Province of BC funding	290,000	294,666	203,000
Administration fees recoveries	1,501,854	1,476,854	1,456,500
Industry Canada funding	1,250,000	1,252,462	897,063
Other funding sources	405,000	700,075	855,573
	28,283,005	28,560,208	26,916,955
EXPENDITURES			
Direct expenditures	22,974,010	22,584,262	20,344,941
Indirect expenditures	6,719,073	6,130,048	5,569,680
Transfers to First Nations Schools Association	192,129	192,129	192,129
	29,985,212	28,912,522	26,176,589
ANNUAL (DEFICIENCY) EXCESS OF REVENUE OVER EXPENDITURES	(1,702,207)	(352,314)	740,366
FUND BALANCE, BEGINNING OF THE YEAR	4,798,836	4,798,835	4,066,186
RECOVERIES OF SURPLUSES	(50,494)	(50,494)	(7,717)
FUND BALANCE, END OF THE YEAR	3,046,135	4,396,027	4,798,835

FIRST NATIONS EDUCATION STEERING COMMITTEE SOCIETY
SUMMARY STATEMENT OF OPERATIONS AND CHANGES IN FUND BALANCES - OPERATING FUND
For the year ended March 31, 2009

Statement 2

(Deficit)	Schedule #	INAC Funding \$	MOE Funding \$	Other Revenue \$	Total Revenue \$	Total Expenditures For the Year \$	Excess (Deficiency) For the Year \$	Beginning Fund balance (Deficit) \$	Recoveries/ Transfers/ Reimbursements \$	Ending Fund balance \$
Core	1	717,548	200,000	1,481,520	2,399,068	2,233,752	165,316	634,363	(515,241)	284,438
Youth Employment Strategies	2	3,953,200	-	-	3,953,200	3,954,587	(1,387)	3,078	-	1,691
New Path Schools	3	2,450,000	-	-	2,450,000	2,452,663	(2,663)	-	2,663	-
Special Education	4	9,608,200	-	-	9,608,200	9,605,530	2,670	8,089	-	10,759
Provincial Education Conference	5	-	30,000	193,769	223,769	214,042	9,727	13,610	-	23,337
Seventh Generation	6	-	-	64,100	64,100	206,206	(142,106)	92,636	109,000	59,530
Indian Student Support Program	7	90,000	-	-	90,000	90,000	-	14,815	-	14,815
Aboriginal Language	8	-	-	-	-	579	(579)	107,895	-	107,316
Special Projects	9	-	-	251,037	251,037	31,860	219,177	2,354,190	-	2,573,367
New Path Research and Support	10	637,686	-	-	637,686	480,608	157,078	-	(12,979)	144,099
New Path Community Stream	11	1,950,740	-	-	1,950,740	1,961,056	(10,316)	-	10,316	-
School Assessment	12	558,535	-	-	558,535	610,934	(52,399)	452,257	(361,673)	38,185
Integrated Services Forum	13	-	-	-	-	-	-	-	-	-
Youth Forum	14	-	-	-	-	-	-	-	-	-
Jurisdiction Project	15	-	-	-	-	109,919	(109,919)	222,723	(25,542)	87,262
Teacher Recruitment	16	-	-	-	-	15,885	(15,885)	36,241	-	20,356
Literacy	17	-	-	-	-	-	-	-	-	-
Education Partner Initiative	18	-	-	-	-	-	-	13,827	-	13,827
Anti-Racism Initiative	19	-	-	-	-	38,992	(38,992)	50,380	50,000	61,388
Adult Higher Learning Association	20	165,000	-	43,569	208,569	532,775	(324,206)	154,719	300,000	130,513
School Net	21	522,000	-	-	522,000	526,384	(4,384)	3,982	(3,982)	(4,384)
Parent Club	22	666,900	-	-	666,900	689,996	(23,096)	45,233	-	22,137
School Measures and Data	23	235,100	-	-	235,100	199,465	35,635	223,601	(80,000)	179,236
Post Secondary Education	24	79,000	100,000	5,000	184,000	337,895	(153,895)	167,550	180,000	193,655
Professional Development - TRR	25	327,600	-	-	327,600	327,124	476	1,260	(495)	1,241
Certified Technician Pilot Project	26	-	-	-	-	-	-	-	-	-
School Net Youth Work Experience	27	480,000	-	-	480,000	493,125	(13,125)	20,786	(20,786)	(13,125)
Early Childhood Development	28	-	-	140,000	140,000	55,532	84,468	27,221	-	111,689
New Relationship Trust	29	-	-	1,252,462	1,252,462	1,239,523	12,939	(28,753)	-	(15,814)
Water Project	30	387,200	-	-	387,200	421,566	(34,366)	24,981	(24,981)	(34,366)
English 12 - First People	31	-	-	100	100	128,153	(128,053)	123,095	4,958	-
Jurisdiction Negotiation	32	653,625	-	-	653,625	601,542	52,083	(6,765)	(1,458)	43,860
Jurisdiction Capacity Building	33	900,000	-	30,000	930,000	908,890	21,110	(250)	(250)	20,860
PSE Partners Activities	34	-	-	-	-	42,308	(42,308)	58,356	-	16,048
AHHRI	35	-	-	112,500	112,500	94,706	17,794	(20,535)	2,741	-
Teacher Standards and Certifications	36	123,817	-	-	123,817	305,278	(181,461)	-	337,215	155,754
English First Peoples 10/11	37	-	-	150,000	150,000	1,647	148,353	-	-	148,353
		24,506,151	330,000	3,724,057	28,560,208	28,912,522	(352,314)	4,798,835	(50,494)	4,396,027

FIRST NATIONS EDUCATION STEERING COMMITTEE SOCIETY

STATEMENT OF CHANGES IN FUND BALANCE - CAPITAL FUND For the year ended March 31, 2009

Statement 3

	2009	2008
	\$	\$
Balance, beginning of the year	104,768	78,605
Current additions	14,587	54,591
Current depreciation	(29,919)	(28,428)
Balance, end of the year	89,436	104,768

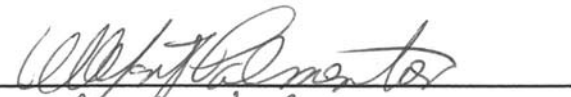

FIRST NATIONS EDUCATION STEERING COMMITTEE SOCIETY

STATEMENT OF FINANCIAL POSITION As At March 31, 2009

Statement 4

	2009 \$	2008 \$
ASSETS		
CURRENT		
Cash	3,111,925	4,110,457
Accounts receivable	1,329,561	347,506
GST receivable	58,889	54,688
Prepaid expenses	173,222	46,595
Due from First Nations Schools Association	65,147	334,645
	4,738,744	4,893,891
CAPITAL (Notes 2b & 3)	89,436	104,768
	4,828,180	4,998,659
LIABILITIES		
CURRENT		
Accounts payable and accruals	342,717	95,056
	342,717	95,056
FUND BALANCES		
Invested in capital assets	89,436	104,768
Restricted	1,822,660	2,444,645
Unrestricted	2,573,367	2,354,190
	4,485,463	4,903,603
	4,828,180	4,998,659

Approved On Behalf of the First Nations Education Steering Committee Society

FIRST NATIONS EDUCATION STEERING COMMITTEE SOCIETY

STATEMENT OF CASH FLOWS For the year ended March 31, 2009

Statement 5

	2009 \$	2008 \$
CASH FLOWS FROM OPERATING ACTIVITIES		
Excess of revenue over expenditures	(352,314)	740,366
Equipment and furniture purchases	14,587	54,591
Recoveries/reimbursements of surpluses	(50,494)	(7,717)
	(388,221)	787,240
NET CHANGES IN NON-CASH WORKING CAPITAL		
Accounts receivable	(982,055)	(75,160)
GST receivable	(4,201)	(8,314)
Prepaid expenses	(126,627)	(22,357)
Accounts payable	248,902	62,558
Wages and benefits payable	(1,242)	(47,442)
Due to/from First Nations Schools Association	269,498	(217,318)
	(983,946)	479,207
CASH FLOWS FROM FINANCING AND INVESTING ACTIVITIES		
Purchase of capital assets	(14,587)	(54,591)
	(998,533)	424,616
NET DECREASE (DECREASE) IN CASH	(998,533)	424,616
CASH - BEGINNING OF THE YEAR	4,110,458	3,685,842
	3,111,925	4,110,458
CASH - END OF THE YEAR	3,111,925	4,110,458

FIRST NATIONS EDUCATION STEERING COMMITTEE SOCIETY

NOTES TO THE FINANCIAL STATEMENTS

March 31, 2009

NOTE 1: SOCIETY, AIMS AND OBJECTIVES

The First Nations Education Steering Committee Society (the Society) was incorporated on April 20, 1999 under the Society Act of British Columbia.

The purpose of the Society is to facilitate discussions about education matters affecting First Nations in British Columbia by disseminating information and soliciting input from First Nations. The Society will work to provide a forum for networking, communication and liaison among First Nations schools, other educational institutes, and the federal, provincial and other governments.

NOTE 2: SUMMARY OF SIGNIFICANT ACCOUNTING POLICIES

The following is a summary of significant accounting policies used in the preparation of the financial statements:

a) Fund accounting

The Society follows the restricted fund method of accounting for contributions. The Society records accounting transactions using the fund accounting method generally in use for non-profit organizations. A fund is determined for the purpose of carrying on specific activities or attaining certain objectives in accordance with special regulations, restrictions or limitations. Each fund has its own statement of operations which presents the results of operations for the fund. The financial position of the Society is shown on the statement of financial position which includes the assets, liabilities and fund balances of all funds presented in the financial statements.

b) Capital assets

Capital assets are recorded as an expenditure in the appropriate fund and are also reported on the statement of financial position as capital assets at cost. Depreciation is charged to the capital fund on a straight-line basis over the expected useful life of the assets at the following annual rates:

Automobile	10 years
Computer equipment	3 years
Computer software	2 years
Furniture and equipment	5 years
Leasehold improvements	5 years

c) Revenue Recognition

Restricted and unrestricted contributions are recognized as revenue of the appropriate fund when received or receivable if the amount to be received can be reasonably estimated and collection is reasonably assured.

d) Budget figures

All budget figures were prepared by management and are unaudited.

FIRST NATIONS EDUCATION STEERING COMMITTEE SOCIETY

NOTES TO THE FINANCIAL STATEMENTS

March 31, 2009

NOTE 3: CAPITAL ASSETS

Capital assets consist of the following:

	<u>COST</u>	<u>ACCUMULATED DEPRECIATION</u>	<u>2009 NET</u>	<u>2008 NET</u>
	\$	\$	\$	\$
Automobile	28,664	18,832	9,832	14,045
Computer equipment	180,808	137,447	43,361	44,231
Computer software	8,978	8,978	-	1,188
Furniture and equipment	198,949	162,706	36,243	45,304
Leasehold improvements	14,403	14,403	-	-
	431,802	342,366	89,436	104,768

NOTE 4: FINANCIAL INSTRUMENTS:

The Society's financial instruments consist of cash, accounts receivable, due from First Nations Schools Association, accounts payable and accruals and deferred revenue. Unless otherwise noted, it is management's opinion that the corporation is not exposed to significant interest, currency, or credit risks arising from these financial instruments.

NOTE 5: ECONOMIC DEPENDENCE

The First Nations Education Steering Committee Society receives the majority of its revenues pursuant to a Comprehensive Funding Arrangement with Indian and Northern Affairs Canada (INAC).

NOTE 6: COMMITMENTS

The Society is committed to the minimum lease payments over the next three fiscal years for office premises and equipment in the following amounts:

	<u>\$</u>
2010	122,190
2011	109,134
2012	14,695

FIRST NATIONS EDUCATION STEERING COMMITTEE SOCIETY

SCHEDULE OF PROGRAM OPERATIONS CORE

Schedule 1

For the year ended March 31, 2009

	2009 Budget \$	Actual \$	2008 Actual \$
REVENUE			
INAC funding	717,548	717,548	642,052
Ministry of Education funding	200,000	200,000	200,000
Administration fees recoveries	1,501,854	1,476,854	1,456,500
Province of BC funding	-	4,666	118,000
	2,419,402	2,399,068	2,416,552
EXPENDITURES			
Board meetings	252,500	252,854	202,387
Bookkeeping	28,500	34,053	26,682
Communications	24,000	25,498	1,507
Computer support/network service	37,000	30,900	15,650
Equipment and furniture purchases	33,500	29,837	89,593
Insurance	20,000	18,216	16,202
Miscellaneous	4,500	6,480	6,519
Office expense	37,850	38,783	38,215
Office rental	174,133	173,880	130,463
Photocopying	10,000	11,655	16,000
Postage	9,200	11,420	7,786
Professional fees	27,650	50,956	42,420
Salaries and benefits	1,194,751	989,812	1,044,427
Staff and professional development	15,300	15,096	13,606
Storage	16,000	15,392	16,156
Sub-committee meetings	48,000	52,357	29,945
Telephone & fax	34,800	29,272	34,810
Website	5,500	5,040	4,663
SUBTOTAL FORWARDED	1,973,184	1,791,501	1,737,031

Continued on next page...

FIRST NATIONS EDUCATION STEERING COMMITTEE SOCIETY

**SCHEDULE OF PROGRAM OPERATIONS
CORE
For the year ended March 31, 2009**

**Schedule 1
(Continued)**

	2009		2008
	Budget	Actual	Actual
	\$	\$	\$
EXPENDITURES (Continued)			
(Subtotal brought forward)	1,973,184	1,791,501	1,737,031
Other			
Annual report	6,400	6,312	6,068
Regional workshops	84,000	87,752	75,577
Research	87,000	48,677	5,759
Speech language development	87,130	95,670	12,950
Technology capacity	-	-	49,821
Transportation operations	10,000	11,711	10,104
Transfer to First Nation Schools Association	192,129	192,129	192,129
	2,439,843	2,233,752	2,089,439
ANNUAL (DEFICIENCY) EXCESS OF REVENUE OVER EXPENDITURES	(20,441)	165,316	327,113
FUND BALANCE, BEGINNING OF THE YEAR	634,363	634,363	359,066
INTERFUND TRANSFERS	(512,500)	(515,241)	(51,816)
FUND BALANCE, END OF THE YEAR	101,422	284,438	634,363

FIRST NATIONS EDUCATION STEERING COMMITTEE SOCIETY

SCHEDULE OF PROGRAM OPERATIONS YOUTH EMPLOYMENT STRATEGIES For the year ended March 31, 2009

Schedule 2

	2009 Budget \$	Actual \$	2008 Actual \$
REVENUE			
INAC funding	3,953,200	3,953,200	2,690,100
EXPENDITURES			
Administration	213,990	213,990	201,755
Allocations to communities	2,431,691	2,430,883	2,478,883
Co-op career fairs	210,597	210,597	56,063
Elementary/secondary instructional services	1,100,000	1,099,117	-
	3,956,278	3,954,587	2,736,701
ANNUAL DEFICIENCY OF REVENUE OVER EXPENDITURES	(3,078)	(1,387)	(46,601)
FUND BALANCE, BEGINNING OF THE YEAR	3,078	3,078	13,765
INTERFUND TRANSFER	-	-	35,914
FUND BALANCE, END OF THE YEAR	-	1,691	3,078

FIRST NATIONS EDUCATION STEERING COMMITTEE SOCIETY

SCHEDULE OF PROGRAM OPERATIONS NEW PATH SCHOOLS For the year ended March 31, 2009

Schedule 3

	2009 Budget \$	Actual \$	2008 Actual \$
REVENUE			
INAC funding	2,450,000	2,450,000	2,462,616
EXPENDITURES			
Allocations to communities	2,450,000	2,452,663	2,450,859
ANNUAL (DEFICIENCY) EXCESS OF REVENUE OVER EXPENDITURES	-	(2,663)	11,757
FUND BALANCE, BEGINNING OF THE YEAR	-	-	-
INTERFUND TRANSFERS	-	2,663	(11,757)
FUND BALANCE, END OF THE YEAR	-	-	-

FIRST NATIONS EDUCATION STEERING COMMITTEE SOCIETY

SCHEDULE OF PROGRAM OPERATIONS SPECIAL EDUCATION For the year ended March 31, 2009

Schedule 4

	2009 Budget \$	Actual \$	2008 Actual \$
REVENUE			
INAC funding	9,608,200	9,608,200	9,471,200
EXPENDITURES			
Administration	500,000	500,090	500,000
Allocations to schools	8,043,110	8,043,109	7,911,014
Community support	58,990	58,381	95,861
Coordinated assessments	150,000	150,000	179,400
Diploma	91,400	91,279	81,729
Equipment and furniture purchases	2,200	2,140	60
Meeting travel	82,500	80,802	48,147
Professional development	1,900	1,907	(40)
Special education technology plan BC	120,000	120,000	120,000
Salaries and benefits	156,400	156,332	121,703
SLP Project	239,700	240,491	278,492
Toll-free line	162,000	160,999	135,239
	9,608,200	9,605,530	9,471,605
ANNUAL EXCESS (DEFICIENCY) OF REVENUE OVER EXPENDITURES	-	2,670	(405)
FUND BALANCE, BEGINNING OF THE YEAR	8,089	8,089	8,561
RECOVERY OF SURPLUS	-	-	(67)
FUND BALANCE, END OF THE YEAR	8,089	10,759	8,089

FIRST NATIONS EDUCATION STEERING COMMITTEE SOCIETY

SCHEDULE OF PROGRAM OPERATIONS PROVINCIAL EDUCATION CONFERENCE For the year ended March 31, 2009

Schedule 5

	2009		2008
	Budget	Actual	
	\$	\$	\$
REVENUE			
Registration	150,000	172,200	211,712
Miscellaneous revenue	-	6,430	990
Ministry of Education funding	30,000	30,000	30,000
Displays and sponsors	10,000	15,139	6,125
	190,000	223,769	248,827
EXPENDITURES			
Audio visual equipment	26,600	29,070	31,960
Catering	125,000	131,867	196,401
Committee expenses	2,500	4,969	2,210
Facilities	5,000	6,186	-
Program development/printing	-	-	5,562
Program presenters	25,000	28,378	24,588
Promotion and advertising	2,000	1,361	3,378
Registration materials	13,000	12,211	9,056
	199,100	214,042	273,155
ANNUAL (DEFICIENCY) EXCESS OF REVENUE OVER EXPENDITURES	(9,100)	9,727	(24,328)
FUND BALANCE, BEGINNING OF THE YEAR	13,610	13,610	37,938
FUND BALANCE, END OF THE YEAR	4,510	23,337	13,610

FIRST NATIONS EDUCATION STEERING COMMITTEE SOCIETY

SCHEDULE OF PROGRAM OPERATIONS SEVENTH GENERATION For the year ended March 31, 2009

Schedule 6

	2009		2008
	Budget	Actual	Actual
	\$	\$	\$
REVENUE			
INAC funding	-	-	59,000
Historica contribution	-	-	17,500
BC Hydro contribution	-	3,000	-
First Nations Schools Association contribution	20,000	20,000	-
Miscellaneous revenue	40,000	41,100	1,164
Province of BC funding	-	-	20,000
	60,000	64,100	97,664
EXPENDITURES			
Administration	-	-	347
Daytimer expense	167,000	134,531	68,423
Historica	18,000	9,750	6,750
Miscellaneous	-	754	-
Postage	29,250	26,294	14,697
Production	23,000	26,324	16,985
Science day	8,600	5,865	5,444
Scholarship	-	-	2,000
Sports day	3,750	2,312	3,797
Website	3,000	376	-
	252,600	206,206	118,443
ANNUAL DEFICIENCY OF REVENUE OVER EXPENDITURES	(192,600)	(142,106)	(20,779)
FUND BALANCE, BEGINNING OF THE YEAR	92,636	92,636	113,415
INTERFUND TRANSFERS	109,000	109,000	-
FUND BALANCE, END OF THE YEAR	9,036	59,530	92,636

FIRST NATIONS EDUCATION STEERING COMMITTEE SOCIETY

SCHEDULE OF PROGRAM OPERATIONS INDIAN STUDENT SUPPORT PROGRAM For the year ended March 31, 2009

Schedule 7

	2009		
	Budget	Actual	2008
	\$	\$	Actual
			\$
REVENUE			
INAC funding	90,000	90,000	97,000
EXPENDITURES			
Administration	4,500	4,500	4,500
Bookkeeping	2,500	2,500	2,500
Guideline printing/distribution	2,000	1,776	978
Mail, courier and miscellaneous	2,300	1,210	1,404
Meeting expenses	51,200	42,822	50,606
Office rental	2,500	2,500	2,500
Research	-	195	15,000
Photocopy/supplies	3,500	2,474	2,338
Personnel and staff incentives	19,500	30,044	19,500
Telephone	2,000	1,979	1,523
	90,000	90,000	100,849
ANNUAL EXCESS (DEFICIENCY) OF REVENUE OVER EXPENDITURES	-	-	(3,849)
FUND BALANCE, BEGINNING OF THE YEAR	14,815	14,815	18,664
FUND BALANCE, END OF THE YEAR	14,815	14,815	14,815

FIRST NATIONS EDUCATION STEERING COMMITTEE SOCIETY

**SCHEDULE OF PROGRAM OPERATIONS
ABORIGINAL LANGUAGE
For the year ended March 31, 2009**

Schedule 8

	Budget \$	2009 Actual \$	2008 Actual \$
REVENUE			
Other revenue	-	-	20,000
Registration	-	-	23,070
	-	-	43,070
EXPENDITURES			
Catering	-	-	11,140
Conference committee	-	-	4,066
Miscellaneous	-	579	27,533
Registration materials	-	-	2,810
	-	579	45,549
ANNUAL DEFICIENCY OF REVENUE OVER EXPENDITURES	-	(579)	(2,479)
FUND BALANCE, BEGINNING OF THE YEAR	-	107,895	110,374
FUND BALANCE, END OF THE YEAR	-	107,316	107,895

FIRST NATIONS EDUCATION STEERING COMMITTEE SOCIETY

SCHEDULE OF PROGRAM OPERATIONS

Schedule 9

SPECIAL PROJECTS

For the year ended March 31, 2009

	Budget \$	2009 Actual \$	2008 Actual \$
REVENUE			
Publication revenue	-	1,110	874
Interest income	-	234,257	474,919
BC Transmission Corporation	-	10,000	-
Other revenue	-	200	18,220
Registration help desk	-	-	1,000
Special education projects	-	5,470	124
	-	251,037	495,137
EXPENDITURES			
Conference	-	12,967	13,560
Recruiting	-	18,893	-
	-	31,860	13,560
ANNUAL EXCESS OF REVENUE OVER EXPENDITURES	-	219,177	481,577
FUND BALANCE, BEGINNING OF THE YEAR	2,354,190	2,354,190	1,879,908
INTERFUND TRANSFERS	-	-	(7,295)
FUND BALANCE, END OF THE YEAR	2,354,190	2,573,367	2,354,190

FIRST NATIONS EDUCATION STEERING COMMITTEE SOCIETY

SCHEDULE OF PROGRAM OPERATIONS NEW PATH RESEARCH AND SUPPORT For the year ended March 31, 2009

Schedule 10

	2009 Budget \$	Actual \$	2008 Actual \$
REVENUE			
INAC funding	637,686	637,686	590,222
EXPENDITURES			
Administration	370,196	370,196	382,732
Anti-racism	35,000	35,000	15,000
Principal resource person	44,490	44,988	85,756
Parents club	15,000	15,000	78,000
Research	60,498	15,424	-
Workshops	-	-	19,653
	525,184	480,608	581,141
ANNUAL EXCESS OF REVENUE OVER EXPENDITURES	112,502	157,078	9,081
FUND BALANCE, BEGINNING OF THE YEAR	-	-	-
RECOVERY OF SURPLUS	-	-	-
INTERFUND TRANSFERS	-	(12,979)	(9,081)
FUND BALANCE, END OF THE YEAR	112,502	144,099	-

FIRST NATIONS EDUCATION STEERING COMMITTEE SOCIETY

**SCHEDULE OF PROGRAM OPERATIONS
NEW PATH COMMUNITY STREAM
For the year ended March 31, 2009**

Schedule 11

	2009		
	Budget	Actual	2008
	\$	\$	Actual
			\$
REVENUE			
INAC funding	1,950,740	1,950,740	2,050,262
EXPENDITURES			
Allocations to communities	1,950,740	1,961,056	2,122,916
ANNUAL DEFICIENCY OF REVENUE OVER EXPENDITURES	-	(10,316)	(72,654)
FUND BALANCE, BEGINNING OF THE YEAR	-	-	-
INTERFUND TRANSFERS	-	10,316	72,654
FUND BALANCE, END OF THE YEAR	-	-	-

FIRST NATIONS EDUCATION STEERING COMMITTEE SOCIETY

SCHEDULE OF PROGRAM OPERATIONS SCHOOL ASSESSMENT For the year ended March 31, 2009

Schedule 12

	2009 Budget \$	2009 Actual \$	2008 Actual \$
REVENUE			
INAC funding	558,535	558,535	451,568
EXPENDITURES			
Allocations to communities	107,500	105,000	112,590
External assessor training/travel	85,000	69,023	46,513
Mentor travel	18,000	5,553	2,689
Administration	35,475	35,475	20,868
Printing/distribution	2,500	-	2,500
Program administration staff	50,000	27,436	-
FN Language coordinator	80,000	75,314	-
Principal and teacher networking	60,644	67,907	-
Project consultant	40,000	29,871	3,638
School growth plan *	120,000	132,000	120,600
Telephone/fax	-	-	2,000
Workshops	50,000	63,355	43,565
	649,119	610,934	354,963
ANNUAL (DEFICIENCY) EXCESS OF REVENUE OVER EXPENDITURES	(90,584)	(52,399)	96,605
FUND BALANCE, BEGINNING OF THE YEAR	452,257	452,257	355,652
INTERFUND TRANSFERS	(361,673)	(361,673)	-
FUND BALANCE, END OF THE YEAR	-	38,185	452,257

* Funding committed to school growth plans subject to submissions from schools.

FIRST NATIONS EDUCATION STEERING COMMITTEE SOCIETY

**SCHEDULE OF PROGRAM OPERATIONS
INTEGRATED SERVICES FORUM
For the year ended March 31, 2009**

Schedule 13

	Budget \$	2009 Actual \$	2008 Actual \$
REVENUE	-	-	-
EXPENDITURES	-	-	-
ANNUAL EXCESS (DEFICIENCY) OF REVENUE OVER EXPENDITURES	-	-	-
FUND BALANCE, BEGINNING OF THE YEAR	-	-	18,511
INTERFUND TRANSFERS	-	-	(18,511)
FUND BALANCE, END OF THE YEAR	-	-	-

FIRST NATIONS EDUCATION STEERING COMMITTEE SOCIETY

**SCHEDULE OF PROGRAM OPERATIONS
YOUTH FORUM
For the year ended March 31, 2009**

Schedule 14

	Budget \$	2009 Actual \$	2008 Actual \$
REVENUE	-	-	-
EXPENDITURES	-	-	-
ANNUAL EXCESS (DEFICIENCY) OF REVENUE OVER EXPENDITURES	-	-	-
FUND BALANCE, BEGINNING OF THE YEAR	-	-	17,403
INTERFUND TRANSFERS	-	-	(17,403)
FUND BALANCE, END OF THE YEAR	-	-	-

FIRST NATIONS EDUCATION STEERING COMMITTEE SOCIETY

SCHEDULE OF PROGRAM OPERATIONS JURISDICTION PROJECT For the year ended March 31, 2009

Schedule 15

	2009 Budget \$	2009 Actual \$	2008 Actual \$
REVENUE			
INAC funding	-	-	105,350
EXPENDITURES			
Legal	-	-	10,646
Media strategy	16,504	-	6,528
Printing/distributions	1,000	630	6,510
Research	62,068	58,731	408
Meetings	50,113	24,166	5,928
Teacher certification	-	-	79,808
Travel	20,000	-	-
Technical workshops	47,497	26,392	(581)
	197,182	109,919	109,247
ANNUAL DEFICIENCY OF REVENUE OVER EXPENDITURES	(197,182)	(109,919)	(3,897)
FUND BALANCE, BEGINNING OF THE YEAR	197,182	222,723	611,283
INTERFUND TRANSFER	-	(25,542)	(384,663)
FUND BALANCE, END OF THE YEAR	-	87,262	222,723

FIRST NATIONS EDUCATION STEERING COMMITTEE SOCIETY

**SCHEDULE OF PROGRAM OPERATIONS
TEACHER RECRUITMENT
For the year ended March 31, 2009**

Schedule 16

	Budget \$	2009 Actual \$	2008 Actual \$
REVENUE			
INAC funding	-	-	75,000
EXPENDITURES			
Committee meeting	-	4,094	7,258
Pilot programs	-	-	23,155
Printing distributions	-	4,222	21,985
Productions	-	2,497	22,569
Research	-	1,435	(250)
Travel	-	3,637	5,146
Workshops	-	-	270
	-	15,885	80,133
ANNUAL DEFICIENCY OF REVENUE OVER EXPENDITURES	-	(15,885)	(5,133)
FUND BALANCE, BEGINNING OF THE YEAR	36,241	36,241	41,374
FUND BALANCE, END OF THE YEAR	36,241	20,356	36,241

FIRST NATIONS EDUCATION STEERING COMMITTEE SOCIETY

**SCHEDULE OF PROGRAM OPERATIONS
LITERACY
For the year ended March 31, 2009**

Schedule 17

	Budget \$	2009 Actual \$	2008 Actual \$
REVENUE	-	-	-
EXPENDITURES	-	-	-
ANNUAL EXCESS (DEFICIENCY) OF REVENUE OVER EXPENDITURES	-	-	-
FUND BALANCE, BEGINNING OF THE YEAR	-	-	569
INTERFUND TRANSFERS	-	-	(569)
FUND BALANCE, END OF THE YEAR	-	-	-

FIRST NATIONS EDUCATION STEERING COMMITTEE SOCIETY

**SCHEDULE OF PROGRAM OPERATIONS
EDUCATION PARTNER INITIATIVE
For the year ended March 31, 2009**

Schedule 18

	Budget \$	2009 Actual \$	2008 Actual \$
REVENUE	-	-	-
EXPENDITURES			
Employee equity contract	-	-	177
ANNUAL DEFICIENCY OF REVENUE OVER EXPENDITURES	-	-	(177)
FUND BALANCE, BEGINNING OF THE YEAR	13,827	13,827	14,004
FUND BALANCE, END OF THE YEAR	13,827	13,827	13,827

FIRST NATIONS EDUCATION STEERING COMMITTEE SOCIETY

SCHEDULE OF PROGRAM OPERATIONS ANTI-RACISM INITIATIVE For the year ended March 31, 2009

Schedule 19

	2009 Budget \$	2009 Actual \$	2008 Actual \$
REVENUE			
Other income	-	-	15,440
EXPENDITURES			
Anti-racism initiative products	38,000	5,473	48,346
Honoraria	1,000	300	-
Facilities	14,000	13,360	-
Materials and supplies	15,000	13,162	1,138
Travel	7,000	6,697	-
	75,000	38,992	49,484
ANNUAL DEFICIENCY OF REVENUE OVER EXPENDITURES	(75,000)	(38,992)	(34,044)
FUND BALANCE, BEGINNING OF THE YEAR	50,380	50,380	84,424
INTERFUND TRANSFERS	50,000	50,000	-
FUND BALANCE, END OF THE YEAR	25,380	61,388	50,380

FIRST NATIONS EDUCATION STEERING COMMITTEE SOCIETY

SCHEDULE OF PROGRAM OPERATIONS ADULT HIGHER LEARNING ASSOCIATION For the year ended March 31, 2009

Schedule 20

	2009		2008
	Budget	Actual	Actual
	\$	\$	\$
REVENUE			
INAC funding	165,000	165,000	125,000
Membership fees	6,000	6,400	6,100
Registration	-	1,275	-
Aboriginal Service Plan Partners	36,500	35,894	-
Province of BC funding	-	-	10,000
	207,500	208,569	141,100
EXPENDITURES			
Accreditation development	-	659	2,661
Administration	9,644	9,732	26,350
Annual general meeting	38,000	38,943	29,662
Committee meeting	27,000	33,769	32,499
Joint Post Secondary meeting	25,000	16,549	22,472
Membership dues	1,000	-	1,050
Research	20,000	18,227	25,843
Strategic planning session	10,000	17,590	7,503
Support services	24,356	25,091	-
Aboriginal Service Plan/transition meetings	20,000	14,918	-
Aboriginal Service Plan/transition consultants	10,000	5,845	-
Special meeting telephone conference	10,000	8,204	-
Projects	320,000	343,248	-
	515,000	532,775	148,040
ANNUAL DEFICIENCY OF REVENUE OVER EXPENDITURES	(307,500)	(324,206)	(6,940)
FUND BALANCE, BEGINNING OF THE YEAR	154,719	154,719	164,819
INTERFUND TRANSFERS	300,000	300,000	(3,160)
FUND BALANCE, END OF THE YEAR	147,219	130,513	154,719

FIRST NATIONS EDUCATION STEERING COMMITTEE SOCIETY

SCHEDULE OF PROGRAM OPERATIONS SCHOOL NET For the year ended March 31, 2009

Schedule 21

	2009		
	Budget	Actual	2008
	\$	\$	Actual
			\$
REVENUE			
INAC funding	522,000	522,000	913,571
EXPENDITURES			
Connectivity services	200,000	215,554	199,631
IT hardware and software	27,000	43,439	216,367
Other overhead	26,000	31	46,384
Professional services	40,000	38,530	199,960
Project management and delivery	70,000	69,943	83,881
Technical services	127,000	135,088	101,806
Travel	20,000	19,299	31,410
Training and help desk	12,000	4,500	30,150
	522,000	526,384	909,589
ANNUAL (DEFICIENCY) EXCESS OF REVENUE OVER EXPENDITURES	-	(4,384)	3,982
FUND BALANCE, BEGINNING OF THE YEAR	3,982	3,982	(3,059)
INTERFUND TRANSFERS	-	-	3,059
(RECOVERY) REIMBURSEMENT OF SURPLUS	-	(3,982)	-
FUND BALANCE, END OF THE YEAR	3,982	(4,384)	3,982

FIRST NATIONS EDUCATION STEERING COMMITTEE SOCIETY

SCHEDULE OF PROGRAM OPERATIONS

Schedule 22

PARENT CLUB

For the year ended March 31, 2009

	2009 Budget \$	Actual \$	2008 Actual \$
REVENUE			
INAC funding	666,900	666,900	677,500
Other income	-	-	135
Registration fees	-	-	5,075
Vendor fees	-	-	1,525
	666,900	666,900	684,235
EXPENDITURES			
Administration	46,683	46,683	50,813
Allocation to communities	235,000	234,844	241,498
Allocation to schools	240,000	241,183	235,257
Calendars/products	41,500	20,736	101,565
Grants	118,000	119,020	19,819
Newsletters	5,000	4,992	3,206
Parents' conference	-	-	19,126
Postage and courier	8,000	7,799	4,369
Publications	5,000	2,879	-
Workshops	12,000	11,860	14,393
	711,183	689,996	690,046
ANNUAL DEFICIENCY OF REVENUE OVER EXPENDITURES	(44,283)	(23,096)	(5,811)
FUND BALANCE, BEGINNING OF THE YEAR	45,233	45,233	50,475
INTERFUND TRANSFERS	15,000	-	569
FUND BALANCE, END OF THE YEAR	15,950	22,137	45,233

FIRST NATIONS EDUCATION STEERING COMMITTEE SOCIETY

SCHEDULE OF PROGRAM OPERATIONS SCHOOL MEASURES AND DATA For the year ended March 31, 2009

Schedule 23

	2009		
	Budget	Actual	2008
	\$	\$	Actual
			\$
REVENUE			
INAC funding	235,100	235,100	230,528
EXPENDITURES			
Administration	17,630	17,630	7,528
BCeSIS communications	4,700	3,238	226
BCeSIS consultancy	33,000	28,013	21,755
BCeSIS coordinator	10,000	11,869	5,074
BCeSIS pilot fees	32,000	1,072	-
BCeSIS training	49,000	11,799	21,731
Data collection focus groups	7,528	6,241	10,125
Data collection question	60,000	48,965	3,790
Data entry and analysis	-	-	25,694
IAHLA data entry and analysis	11,000	13,032	9,991
IAHLA data focus groups	2,000	300	1,841
IAHLA data comparison	34,000	26,818	-
IAHLA questionnaire	7,000	5,754	19,549
IAHLA presentation	1,200	-	-
PSE waitlist	-	201	3,606
PSE data gap survey	10,000	10,848	-
PSE data incentive	2,200	1,039	-
PSE data analysis	15,000	12,646	-
	296,258	199,465	130,910
ANNUAL (DEFICIENCY) EXCESS OF REVENUE OVER EXPENDITURES	(61,158)	35,635	99,618
FUND BALANCE, BEGINNING OF THE YEAR	223,601	223,601	123,983
INTERFUND TRANSFERS	(80,000)	(80,000)	-
FUND BALANCE, END OF THE YEAR	82,443	179,236	223,601

FIRST NATIONS EDUCATION STEERING COMMITTEE SOCIETY

SCHEDULE OF PROGRAM OPERATIONS POST SECONDARY EDUCATION PROGRAM For the year ended March 31, 2009

Schedule 24

	2009		
	Budget	Actual	2008
	\$	\$	Actual
			\$
REVENUE			
INAC funding *	79,000	79,000	128,750
Ministry of Advanced Education *	100,000	100,000	340,500
Other funding income *	-	5,000	-
	179,000	184,000	469,250
EXPENDITURES			
Education partners cost	3,500	2,404	1,969
Reginal sessions	100,000	78,867	8,538
PS Coordinator training program	159,000	148,177	77,117
Research	100,000	6,083	69,839
Salaries and benefits	122,650	87,835	122,150
Telephone	1,500	71	-
Travel	10,000	14,458	21,979
	496,650	337,895	301,592
ANNUAL (DEFICIENCY) EXCESS OF REVENUE OVER EXPENDITURES	(317,650)	(153,895)	167,658
FUND BALANCE, BEGINNING OF THE YEAR	167,550	167,550	(108)
INTERFUND TRANSFERS	180,000	180,000	-
FUND BALANCE, END OF THE YEAR	29,900	193,655	167,550

* Funding of \$130,778 is committed to the Native Education Centre.

FIRST NATIONS EDUCATION STEERING COMMITTEE SOCIETY

SCHEDULE OF PROGRAM OPERATIONS PROFESSIONAL DEVELOPMENT AND TEACHER RECRUITMENT & RETENTION For the year ended March 31, 2009

Schedule 25

	2009 Budget \$	Actual \$	2008 Actual \$
REVENUE			
INAC funding	327,600	327,600	352,600
EXPENDITURES			
Administration	24,570	24,570	26,445
Allocations to schools	303,030	302,554	325,660
	327,600	327,124	352,105
ANNUAL EXCESS OF REVENUE OVER EXPENDITURES	-	476	495
FUND BALANCE, BEGINNING OF THE YEAR	1,260	1,260	5,108
REPAYMENT OF SURPLUS	-	(495)	(4,343)
FUND BALANCE, END OF THE YEAR	1,260	1,241	1,260

FIRST NATIONS EDUCATION STEERING COMMITTEE SOCIETY

**SCHEDULE OF PROGRAM OPERATIONS
CERTIFIED TECHNICIAN PILOT PROJECT
For the year ended March 31, 2009**

Schedule 26

	Budget \$	2009 Actual \$	2008 Actual \$
REVENUE	-	-	-
EXPENDITURES	-	-	-
ANNUAL EXCESS (DEFICIENCY) OF REVENUE OVER EXPENDITURES	-	-	-
FUND BALANCE, BEGINNING OF THE YEAR	-	-	3,307
REPAYMENT OF SURPLUS	-	-	(3,307)
FUND BALANCE, END OF THE YEAR	-	-	-

FIRST NATIONS EDUCATION STEERING COMMITTEE SOCIETY

SCHEDULE OF PROGRAM OPERATIONS SCHOOL NET YOUTH WORK EXPERIENCE For the year ended March 31, 2009

Schedule 27

	2009 Budget \$	Actual \$	2008 Actual \$
REVENUE			
INAC funding	480,000	480,000	480,000
EXPENDITURES			
Hardware and software	28,618	82,617	10,752
Other additional overhead	25,500	31,174	45,156
Professional services	60,000	34,142	36,703
Project management and delivery	270,000	197,529	360,846
Travel	60,000	83,952	5,757
Training	35,882	34,885	-
Tekkru MG	30,278	28,826	-
	510,278	493,125	459,214
ANNUAL (DEFICIENCY) EXCESS OF REVENUE OVER EXPENDITURES	(30,278)	(13,125)	20,786
FUND BALANCE, BEGINNING OF THE YEAR	20,786	20,786	(4,236)
INTERFUND TRANSFERS	-	-	4,236
REPAYMENT OF SURPLUS	-	(20,786)	-
FUND BALANCE, END OF THE YEAR	(9,492)	(13,125)	20,786

FIRST NATIONS EDUCATION STEERING COMMITTEE SOCIETY

SCHEDULE OF PROGRAM OPERATIONS EARLY CHILDHOOD DEVELOPMENT For the year ended March 31, 2009

Schedule 28

	2009		
	Budget	Actual	2008
	\$	\$	Actual
			\$
REVENUE			
Province of BC Funding *	140,000	140,000	50,000
EXPENDITURES			
Focus group/workshops	10,000	527	60,316
Project consultant/management	-	2,000	500
Research	40,000	-	2,946
ECD meeting costs	107,220	53,005	-
Facilitator	10,001	-	-
	167,221	55,532	63,762
ANNUAL (DEFICIENCY) EXCESS OF REVENUE OVER EXPENDITURES	(27,221)	84,468	(13,762)
FUND BALANCE, BEGINNING OF THE YEAR	27,221	27,221	40,983
FUND BALANCE, END OF THE YEAR	-	111,689	27,221

* During the year \$140,000 was received from BC Funding, of which \$84,468 relates to the year ended March 31, 2010.

FIRST NATIONS EDUCATION STEERING COMMITTEE SOCIETY

SCHEDULE OF PROGRAM OPERATIONS NEW RELATIONSHIP TRUST For the year ended March 31, 2009

Schedule 29

	2009 Budget \$	Actual \$	2008 Actual \$
REVENUE			
New Relationship Trust	1,250,000	1,252,462	897,063
EXPENDITURES			
Administration	13,250	13,250	13,250
Education initiatives	693,000	683,019	514,998
First Nation certification	543,750	543,254	397,568
	1,250,000	1,239,523	925,816
ANNUAL EXCESS (DEFICIENCY) OF REVENUE OVER EXPENDITURES	-	12,939	(28,753)
FUND BALANCE, BEGINNING OF THE YEAR	(28,753)	(28,753)	-
FUND BALANCE, END OF THE YEAR	(28,753)	(15,814)	(28,753)

FIRST NATIONS EDUCATION STEERING COMMITTEE SOCIETY

SCHEDULE OF PROGRAM OPERATIONS

Schedule 30

WATER PROJECT

For the year ended March 31, 2009

	2009		
	Budget	Actual	2008
	\$	\$	Actual
			\$
REVENUE			
INAC Funding	387,200	387,200	170,000
EXPENDITURES			
Consultant	276,700	419,367	129,971
Equipment rental	1,500	-	-
Licences	30,000	-	-
Interns	48,000	-	-
Project management	5,000	-	-
Travel	26,000	2,199	15,048
	387,200	421,566	145,019
ANNUAL (DEFICIENCY) EXCESS OF REVENUE OVER EXPENDITURES	-	(34,366)	24,981
FUND BALANCE, BEGINNING OF THE YEAR	24,981	24,981	-
REPAYMENT OF SURPLUS	-	(24,981)	-
FUND BALANCE, END OF THE YEAR	24,981	(34,366)	24,981

FIRST NATIONS EDUCATION STEERING COMMITTEE SOCIETY

SCHEDULE OF PROGRAM OPERATIONS ENGLISH 12 - FIRST PEOPLE For the year ended March 31, 2009

Schedule 31

	2009 Budget \$	2009 Actual \$	2008 Actual \$
REVENUE			
Other income	-	100	1,600
EXPENDITURES			
Consultants	30,000	25,525	97,081
Products	-	23,814	49,156
Salaries and benefits	67,000	24,569	45,997
Travel	16,000	40,800	50,132
Workshops	13,500	13,445	20,802
	126,500	128,153	263,168
ANNUAL DEFICIENCY OF REVENUE OVER EXPENDITURES	(126,500)	(128,053)	(261,568)
FUND BALANCE, BEGINNING OF THE YEAR	123,095	123,095	-
INTERFUND TRANSFER	3,500	4,958	384,663
FUND BALANCE, END OF THE YEAR	95	-	123,095

FIRST NATIONS EDUCATION STEERING COMMITTEE SOCIETY

SCHEDULE OF PROGRAM OPERATIONS JURISDICTION NEGOTIATION For the year ended March 31, 2009

Schedule 32

	2009		
	Budget	Actual	2008
	\$	\$	Actual
			\$
REVENUE			
INAC Funding	653,625	653,625	458,299
EXPENDITURES			
Administration	32,162	32,162	22,915
Consultation	170,756	162,349	110,000
Legal	72,000	71,062	35,000
Main table negotiations	338,317	301,756	270,814
Negotiation staff/contractor	30,000	34,213	26,586
	643,235	601,542	465,315
ANNUAL EXCESS (DEFICIENCY) OF REVENUE OVER EXPENDITURES	10,390	52,083	(7,016)
FUND BALANCE, BEGINNING OF THE YEAR	(6,765)	(6,765)	-
INTERFUND TRANSFER	-	(1,458)	251
FUND BALANCE, END OF THE YEAR	3,625	43,860	(6,765)

FIRST NATIONS EDUCATION STEERING COMMITTEE SOCIETY

**SCHEDULE OF PROGRAM OPERATIONS
JURISDICTION CAPACITY BUILDING
For the year ended March 31, 2009**

Schedule 33

	2009		
	Budget	Actual	2008
	\$	\$	Actual
			\$
REVENUE			
INAC Funding	900,000	900,000	641,701
Other funding income	30,000	30,000	-
	930,000	930,000	641,701
EXPENDITURES			
Administration	46,500	46,500	22,566
Community readiness	365,025	359,711	306,326
Community jurisdiction coordinators	307,675	306,943	165,000
Legal/consultant	6,000	5,105	85
Printing/communication	7,800	5,469	4,000
Salaries and benefits	130,000	130,008	111,886
Travel	67,000	55,154	31,588
	930,000	908,890	641,451
ANNUAL EXCESS OF REVENUE OVER EXPENDITURES	-	21,110	250
FUND BALANCE, BEGINNING OF THE YEAR	-	-	-
INTERFUND TRANSFER	-	-	(250)
REPAYMENT OF SURPLUS	-	(250)	-
FUND BALANCE, END OF THE YEAR	-	20,860	-

FIRST NATIONS EDUCATION STEERING COMMITTEE SOCIETY

**SCHEDULE OF PROGRAM OPERATIONS
POST SECONDARY EDUCATION PARTNERS ACTIVITIES
For the year ended March 31, 2009**

Schedule 34

	2009 Budget \$	2009 Actual \$	2008 Actual \$
REVENUE			
INAC Funding	-	-	62,000
Partners contributions	-	-	50,000
Province of BC funding	-	-	(5,000)
	-	-	107,000
EXPENDITURES			
Miscellaneous	-	71	1,075
Products	-	1,882	60,729
Prince George	20,000	20,251	-
Terrace	20,000	19,929	-
Planning meeting	5,000	175	-
Phase 1 web development	17,000	-	-
	62,000	42,308	61,804
ANNUAL (DEFICIENCY) EXCESS OF REVENUE OVER EXPENDITURES	(62,000)	(42,308)	45,196
FUND BALANCE, BEGINNING OF THE YEAR	58,356	58,356	-
INTERFUND TRANSFER	-	-	3,160
FUND BALANCE, END OF THE YEAR	(3,644)	16,048	48,356

FIRST NATIONS EDUCATION STEERING COMMITTEE SOCIETY

SCHEDULE OF PROGRAM OPERATIONS ABORIGINAL HEALTH & HUMAN RESOURCES INITIATIVE For the year ended March 31, 2009

Schedule 35

	2009		
	Budget	Actual	2008
	\$	\$	Actual
			\$
REVENUE			
Aboriginal Health & Human Resources Initiative funding	112,500	112,500	-
EXPENDITURES			
Development/printing and production	7,000	8,178	20,535
Research	-	372	-
Special projects	-	1,475	-
Salaries and benefits	47,050	47,033	-
Telephone and internet	1,700	974	-
Office supplies	5,000	5,030	-
Meeting	2,500	960	-
Travel and accommodations	11,965	11,934	-
Administration	14,250	16,250	-
Storage and facilities	2,500	2,500	-
Courier and postage	-	-	-
	91,965	94,706	20,535
ANNUAL EXCESS (DEFICIENCY) OF REVENUE OVER EXPENDITURES	20,535	17,794	(20,535)
FUND BALANCE, BEGINNING OF THE YEAR	(20,535)	(20,535)	-
INTERFUND TRANSFER	-	2,741	-
FUND BALANCE, END OF THE YEAR	-	-	(20,535)

FIRST NATIONS EDUCATION STEERING COMMITTEE SOCIETY

**SCHEDULE OF PROGRAM OPERATIONS
TEACHER STANDARDS AND CERTIFICATIONS
For the year ended March 31, 2009**

Schedule 36

	2009		
	Budget	Actual	2008
	\$	\$	Actual
			\$
REVENUE			
INAC funding	123,817	123,817	-
EXPENDITURES			
Regional principals	112,000	94,824	-
Project supervisor	15,000	18,553	-
Office supplies	-	25,951	-
Conduct standard costs	40,000	12,584	-
Regional sessions	70,000	20,126	-
Principal's travel	110,000	47,063	-
Supervisor travel	40,000	11,325	-
Administration	22,875	22,875	-
Professional development	35,000	51,977	-
Research	10,000	-	-
	454,875	305,278	-
ANNUAL DEFICIENCY OF REVENUE OVER EXPENDITURES	(331,058)	(181,461)	-
FUND BALANCE, BEGINNING OF THE YEAR	-	-	-
INTERFUND TRANSFER	337,215	337,215	-
FUND BALANCE, END OF THE YEAR	6,157	155,754	-


FIRST NATIONS EDUCATION STEERING COMMITTEE SOCIETY

SCHEDULE OF PROGRAM OPERATIONS ENGLISH FIRST PEOPLES 10/11 For the year ended March 31, 2009

Schedule 37

	2009 Budget \$	2009 Actual \$	2008 Actual \$
REVENUE			
Province of BC funding *	150,000	150,000	-
EXPENDITURES			
Coordinator travel	-	1,647	-
ANNUAL EXCESS OF REVENUE OVER EXPENDITURES	150,000	148,353	-
FUND BALANCE, BEGINNING OF THE YEAR	-	-	-
FUND BALANCE, END OF THE YEAR	150,000	148,353	-

* During the year \$150,000 was received from BC Funding, of which \$136,957 relates to the year ended March 31, 2010.



FIRST NATIONS EDUCATION
STEERING COMMITTEE

113-100 PARK ROYAL SOUTH
WEST VANCOUVER, BC V7T 1A2

TOLL FREE: 1.877.422.3672
TEL: 604.925.6087

WWW.FNESC.CA
INFO@FNESC.CA