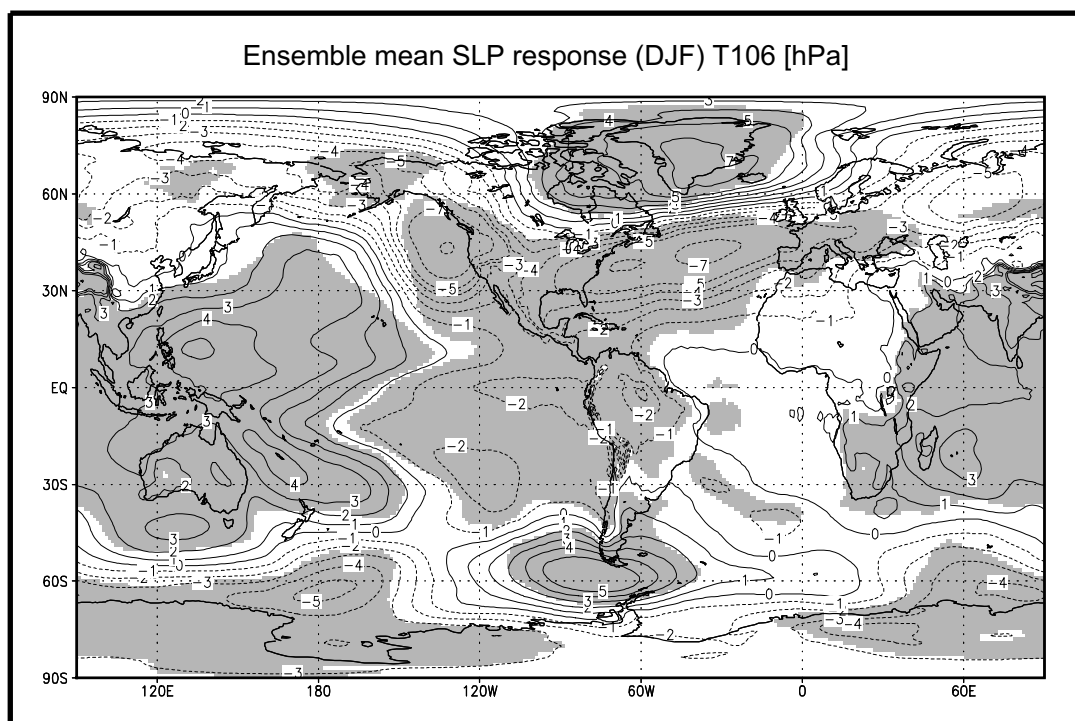




Max-Planck-Institut für Meteorologie

REPORT No. 325



A HIGH RESOLUTION AGCM STUDY OF THE EL NIÑO IMPACT ON THE NORTH ATLANTIC / EUROPEAN SECTOR

by

Ute Merkel • Mojib Latif

HAMBURG, August 2001

AUTHORS:

Ute Merkel
Mojib Latif

Max-Planck-Institut
für Meteorologie

MAX-PLANCK-INSTITUT
FÜR METEOROLOGIE
BUNDESSTRASSE 55
D - 20146 HAMBURG
GERMANY

Tel.: +49-(0)40-4 11 73-0
Telefax: +49-(0)40-4 11 73-298
E-Mail: <name> @ dkrz.de

A High Resolution AGCM Study of the El Niño Impact on the North Atlantic/European Sector

Ute Merkel and Mojib Latif

Max-Planck-Institut für Meteorologie, Hamburg, Germany

Hamburg, July 2001

submitted to Geophysical Research Letters

ISSN 0937-1060

Abstract

An atmospheric general circulation model (AGCM) sensitivity study has been performed with the ECHAM4 model forced by anomalous sea surface temperatures to investigate the role of the horizontal resolution (T42 versus T106) in determining the El Niño/Southern Oscillation (ENSO) response in the North Atlantic/European region. The higher resolution has been chosen in order to represent more realistically the transient eddy activity that is supposed to play a crucial role in the signal communication to regions remote from the tropical Pacific. In contrast to the T42 experiments, the T106 experiments reveal significant changes both in the mean of selected atmospheric variables (sea level pressure, temperature, precipitation) over Europe and in the transient and stationary wave activity. A cyclone tracking analysis reveals a southward shift of the North Atlantic low pressure systems in the winter season during El Niño events.

1 Introduction

Numerous studies - both observational and modelling - have been performed in order to address the relationship between tropical Pacific sea surface temperature (SST) anomalies related to the interannual El Niño/Southern Oscillation (ENSO) phenomenon and global atmospheric circulation changes (see *Trenberth et al.*, [1998] for a review). While the ENSO impact is well established in some regions such as Indonesia, the response in the North Atlantic/European sector is less well understood. However, it has been concluded from observational studies [*Fraedrich and Müller*, 1992, *Fraedrich*, 1994] that a weak response may exist in some atmospheric quantities (sea level pressure, temperature, precipitation) during the winter season (DJF) of El Niño or La Niña events. Strong changes over Europe were reported by *Dong et al.*, [2000] who investigated the El Niño/La Niña period of 1997-1999. Modelling studies (e.g. *Ferranti et al.*, [1994], *Bengtsson et al.*, [1996]) have been inconclusive so far with respect to the ENSO response simulated in the European sector. To our knowledge, none of these ensemble experiments has been performed at a higher resolution than T63. However, evidence arises from the analysis of different models [*Déqué and Piedelievre*, 1995, *Stendel and Roeckner*, 1998, *Branković and Gregory*, 2001] that the simulated upper-air fields as well as precipitation patterns in the North Atlantic/European sector benefit from increased horizontal resolution. We therefore hypothesize that increased resolution in AGCM experiments may help to understand the processes that lead to an ENSO response over the Atlantic/European sector. In this study high resolution experiments are conducted in order to get further insight into the establishment of the ENSO response over the Atlantic/European region.

2 Model and Experiments

We use the ECHAM4/T106 ($\sim 1.1^\circ \times 1.1^\circ$) atmospheric general circulation model (AGCM) [*Roeckner et al.*, 1996] with 19 vertical levels. In order to account for the internal variability of the atmosphere, the model is run in ensemble mode. Starting from different initial conditions, five members are conducted forced by the same anomalous SST pattern. The forcing pattern is derived from a regression analysis in which the global observed seasonal (DJF) SST anomalies are regressed onto the seasonal (DJF) Niño3 SST anomaly timeseries.

The regression is based on the Reynolds SST dataset [*Reynolds and Smith*, 1994] and the period 1981-1998 which includes the strong El Niño events of 1982/83 and 1997/98. The resulting SST anomaly pattern (Fig.1) exhibits the typical El Niño shape with positive anomalies in the eastern equatorial Pacific and negative anomalies to the north and south of it. This regression pattern has been multiplied by a factor of 3 to mimic very strong El Niño events, and these scaled anomalies are used as a forcing for the ECHAM4 model. Since we impose a "canonical" SST anomaly

pattern, our study differs from those that have been performed by *Dong et al.* [2000] and *Grötzner et al.* [2000] who focussed onto the 1997/98 El Niño.

Each realization has a duration of 120 days (Nov.-Feb.), but only the last 90 days (DJF) are analyzed. The results of this ensemble are compared to a similar control ensemble forced by climatological SST. In order to investigate the sensitivity of the results to the horizontal resolution, we performed analogous experiments with the ECHAM4 model run at T42 ($\sim 2.8^\circ \times 2.8^\circ$) resolution.

3 Results

Mean Response

The seasonal ensemble mean response of sea level pressure (El Niño minus control experiment) is presented in Fig.2 for both resolutions. The significance of the response is assessed by applying a standard two-tailed Student's t-test.

In both cases, the Southern Oscillation signature is dominant in the Pacific region and significant negative anomalies are present over the North East Pacific and over parts of the United States. A considerable weakening of the meridional pressure gradient is simulated over the North Atlantic sector, implying a change in the North Atlantic Oscillation (NAO). However, only in the T106 experiment, the two centers of action over the North Atlantic extend eastward into Europe, and a statistically significant response over most parts of Central Europe is simulated only at this resolution (Fig. 2b). The extension of a significant response into Europe at T106 resolution is also present in other quantities such as the upper level zonal wind field (not shown). The latter exhibits a dipole-like structure with increased wind speeds spreading from Southern North America into South-Western Europe and reduced wind speeds further to the north.

Comparing the response of various atmospheric variables over Europe to the observational results of *Fraedrich and Müller* [1992] reveals a qualitatively similar and partly significant anomaly structure in the T106 simulation (Fig.3), whereas the T42 results (not shown) bear no resemblance to the *Fraedrich and Müller* [1992] composites over the European continent. Thus, our ensemble experiments with the T106 model indicate that European climate exhibits a significant response to strong El Niño events.

Stormtracks and Eddy Activity

In order to get more insight into the simulated mean response of the T106 experiment, a cyclone tracking analysis is performed by means of a detection tool developed at the University of Hamburg [*Blender et al.*, 1997]. Fig.4 presents the

detected cyclone tracks of all T106 ensemble members during the DJF season. Especially over the central North Atlantic, higher cyclone density is simulated in the El Niño ensemble. This change corresponds to a southward shift of the North Atlantic stormtrack and is found to be significant at the 95% level within the region 30°N-45°N, 60°W-10°W, according to the non-parametric Mann-Whitney-Wilcoxon test. The stormtrack displacement is also evident in the bandpass-filtered (2.5-6 days) transient eddy variance of the 500hPa geopotential height field, which depicts the stormtrack activity on synoptic timescales (not shown). The analysis of the lower tropospheric Eady growth rate [*Hoskins and Valdes, 1990*], a measure of baroclinicity, further elucidates these changes. Those regions characterized by a decrease in stormtrack activity during El Niño conditions consistently exhibit a reduction in the Eady growth rate, which can mainly be attributed to a response in the vertical shear of the time mean wind.

From a nonlinear perspective, however, the mean flow itself is affected by changes in transient eddy activity. Therefore we analyze the large-scale response in terms of the barotropic energy conversions [*Wallace and Lau, 1985*] between the time mean zonal flow and the transient eddies. In both the bandpass-filtered (2.5-6 days) and lowpass-filtered (10-90 days) range the transient-eddy-mean-flow energy exchange is modified in the El Niño experiment. The climatological barotropic production of eddy kinetic energy over the North American continent is reduced, and may in part be related to a strengthening and a more downstream extension of the 200 hPa jetstream. However, since baroclinic production processes might also play a role, no simple causal relationship can be established. The relative role of these processes in determining the mean flow response is subject of current investigations. We additionally analyzed the Plumb vector [*Plumb, 1985*], and it reveals a more zonal propagation of stationary wave activity in the North Atlantic sector compared to our control simulation.

4 Discussion and Summary

We found evidence for the hypothesis that increased horizontal resolution might be one step towards simulating a weak but significant impact of the El Niño phenomenon on the North Atlantic/European sector, as seen in observations [*Fraedrich and Müller, 1992*]. Increased horizontal resolution enables a more realistic representation of the orography and therefore a better simulation of the stationary waves and the synoptic scale transient eddies. In particular, a major improvement due to higher resolution is achieved for the zonally asymmetric components [*Stendel and Roeckner, 1998*]. An improved representation of the North Atlantic wintertime general circulation with increased horizontal resolution has also been found in sensitivity studies with the ARPEGE AGCM [*Déqué and Piedelievre, 1995*]. Since the eddy-mean flow interaction is considered to be crucial in determining mid-

latitude dynamical processes, the qualitative and at least partly significant reproduction of the observational results over the North Atlantic/European sector in the T106 experiment (in contrast to T42) may be attributed to the higher horizontal resolution.

We would like to emphasize that the simulated seasonal anomalies over Europe may only be interpreted as a "canonical" response pattern related to El Niño events. One has to take into account that the response in remote regions such as Europe might vary from event to event due to differences between El Niño events [*Hamilton*, 1988] and may be masked by the large internal variability of the atmosphere in midlatitudes. Large discrepancies, for instance, have been noticed between the observed DJF anomalies over Europe during the 1997/98 El Niño event and the *Fraedrich and Müller* [1992] composite picture. Furthermore, it still remains to be proven that the mean atmospheric response to La Niña events found by *Fraedrich and Müller* [1992] may be simulated in an analogous and successful manner.

The North Atlantic Oscillation is a major factor in determining European weather and climate anomalies. It plays an important role for the tracks of the rain-bearing North Atlantic cyclones, which follow a more northerly route during positive NAO extreme winters. Our model results suggest an El Niño-related weakening of the North Atlantic mean meridional pressure gradient and a southward shift of the North Atlantic stormtrack. The simulated response over Europe is consistent with a weakening of the NAO, with wetter conditions over central Europe and the western Mediterranean, and colder temperatures over Scandinavia [*Hurrell and van Loon*, 1997]. There may exist, however, a decadal modulation of the signal communication between the Pacific and the Atlantic sectors [*Raible et al.*, 2001], so that the seasonal relationship between the tropics and the North Atlantic shown here should also be considered within a low-frequency context.

Acknowledgments

The authors are grateful to Drs. Scot Johnson and Noel Keenlyside on some helpful comments on an earlier version of the paper. This work was supported by the European Union's DEMETER program.

References

- [Bengtsson *et al.*, 1996] Bengtsson, L., K. Arpe, E. Roeckner, U. Schulzweida, 1996: Climate predictability experiments with a general circulation model, *Clim. Dyn.*, *12*, 261-278, 1996.
- [Blender *et al.*, 1997] Blender, R., K. Fraedrich, F. Lunkeit, Identification of cyclone-track regimes in the North Atlantic, *Quart. J. R. Met. Soc.*, *123*, 727-741, 1997.
- [Branković and Gregory, 2001] Branković, C., D. Gregory, Impact of horizontal resolution on seasonal integrations, *Climate Dynamics*, *accepted*, 2001.
- [Déqué and Pielikev, 1995] Déqué, M., J. P. Pielikev, High resolution climate simulation over Europe, *Clim. Dyn.*, *11*, 321-339, 1995.
- [Dong *et al.*, 2000] Dong, B.-W., R. T. Sutton, S. P. Jewson, A. O'Neill, J. M. Slingo, Predictable Winter Climate in the North Atlantic Sector During the 1997-1999 ENSO Cycle, *Geophys. Res. Lett.*, *27*, 985-988, 2000.
- [Ferranti *et al.*, 1994] Ferranti, L., F. Molteni, T. N. Palmer, Impact of localized tropical and extratropical SST anomalies in ensembles of seasonal GCM integrations, *Quart. J. Roy. Met. Soc.*, *120*, 1613-1645, 1994.
- [Fraedrich and Müller, 1992] Fraedrich, K., and K. Müller, Climate Anomalies in Europe Associated With ENSO Extremes, *Int. J. Climatol.*, *12*, 25-31, 1992.
- [Fraedrich, 1994] Fraedrich, K., An ENSO impact on Europe?, *Tellus*, *46A*, 541-552, 1994.
- [Grötzner *et al.*, 2000] Grötzner, A., M. Latif, D. Dommengot, Atmospheric response to sea surface temperature anomalies during El Niño 1997/98 as simulated by ECHAM4, *Quart. J. Roy. Met. Soc.*, *126*, 2175-2198, 2000.
- [Hamilton, 1988] Hamilton, K., A Detailed Examination of the Extratropical Response to Tropical El Niño/Southern Oscillation Events, *J. Climatol.*, *8*, 67-86, 1988.
- [Hoskins and Valdes, 1990] Hoskins, B. J., P. J. Valdes, On the Existence of Storm-Tracks, *J. Atm. Sci.*, *47*, No. 15, 1854-1864, 1990.
- [Hurrell and van Loon, 1997] Hurrell, J. W., H. van Loon, Decadal variations in climate associated with the North Atlantic Oscillation, *Climatic Change*, *36*, 301-326, 1997.
- [Plumb, 1985] Plumb, R. A., On the Three-Dimensional Propagation of Stationary Waves, *J. Atm. Sci.*, *42*, No. 3, 217-229, 1985.

- [*Raible et al.*, 2001] Raible, C., U. Luksch, K. Fraedrich, R. Voss, North Atlantic decadal regimes in a coupled GCM simulation, *submitted to Clim. Dyn.*, 2001.
- [*Reynolds and Smith*, 1994] Reynolds, R. W., T. M. Smith, Improved global sea surface temperature analyses using optimal interpolation, *J. Climate*, 7, 929-948, 1994.
- [*Roeckner et al.*, 1996] Roeckner, E., K. Arpe, L. Bengtsson, M. Christoph, M. Claussen, L. Dümenil, M. Esch, M. Giorgetta, U. Schlese, U. Schulzweida, The atmospheric general circulation model ECHAM-4: Model description and simulation of present-day climate, *Max-Planck-Institut für Meteorologie, Hamburg, Report no. 218*, 90 pp., 1996.
- [*Stendel and Roeckner*, 1998] Stendel, M., E. Roeckner, Impacts of horizontal resolution on simulated climate statistics in ECHAM4, *Max-Planck-Institut für Meteorologie, Hamburg, Report no. 253*, 57 pp., 1998.
- [*Trenberth et al.*, 1998] Trenberth, K. E., G. W. Branstator, D. Karoly, A. Kumar, N.-C. Lau, C. F. Ropelewski, Progress during TOGA in understanding and modelling global teleconnections associated with tropical sea surface temperatures, *J. Geophys. Res.*, 103, 14291-14324, 1998.
- [*Wallace and Lau*, 1985] Wallace, J. M., N.-C. Lau, On the role of barotropic energy conversions in the general circulation, *Advances in Geophysics*, 28, Part A, 33-74, 1985.

Figure Captions

Figure 1: Regression of the global observed seasonal (DJF) SST anomalies onto the DJF Niño3 SST anomaly timeseries, scaled by a factor of 3. This pattern serves as anomalous SST forcing in the T42 and T106 experiments.

Figure 2: Seasonal (DJF) ensemble mean response of SLP [hPa]. Note the irregular contour spacing ($0, \pm 1, 2, 3, 4, 5, 7, 10, 15$ hPa). Shaded regions indicate significance at the 95% level according to a t-test. a) T42 experiment, b) T106 experiment

Figure 3: Right panels: Seasonal (DJF) ensemble mean response in the T106 experiment of SLP [hPa] (top), air temperature at 850 hPa [K] (middle), precipitation [mm/month] (bottom). Shaded regions indicate significance on the 95% level according to a t-test. For comparison, the results of the composite study by *Fraedrich and Müller* [1992] are redrawn on the left.

Figure 4: Cyclone tracks over the North Atlantic during DJF season from all ensemble members of a) the T106 control ensemble and b) the T106 El Niño ensemble. Shading indicates the smoothed changes in the total ensemble cyclone numbers.

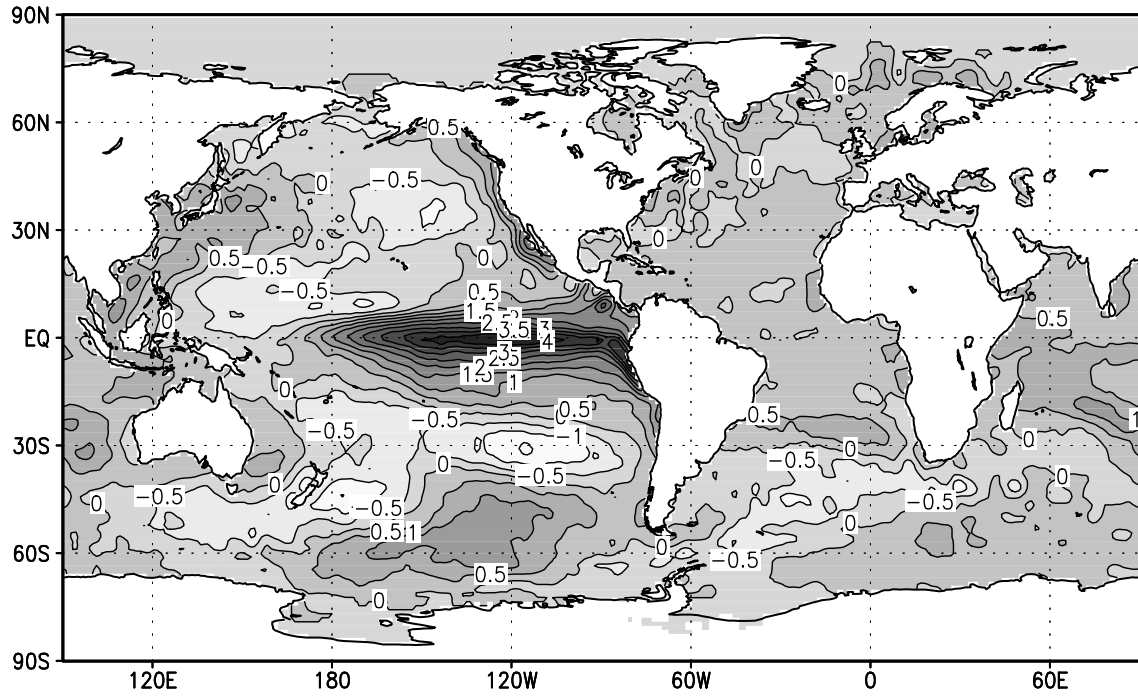


Figure 1: Regression of the global observed seasonal (DJF) SST anomalies onto the DJF Niño3 SST anomaly timeseries, scaled by a factor of 3. This pattern serves as anomalous SST forcing in the T42 and T106 experiments.

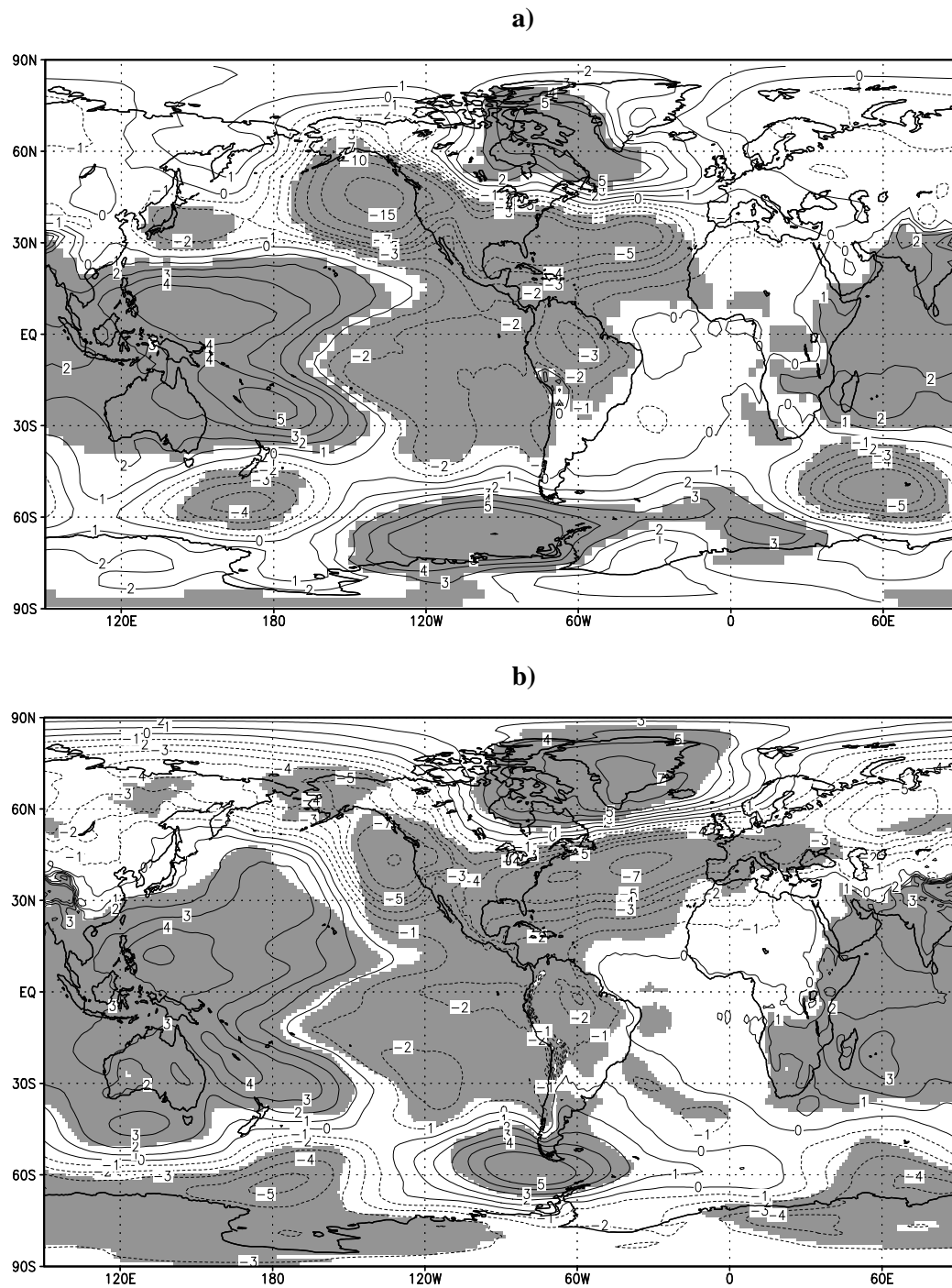


Figure 2: Seasonal (DJF) ensemble mean response of SLP [hPa]. Note the irregular contour spacing ($0, \pm 1, 2, 3, 4, 5, 7, 10, 15$ hPa). Shaded regions indicate significance at the 95% level according to a t-test. a) T42 experiment, b) T106 experiment

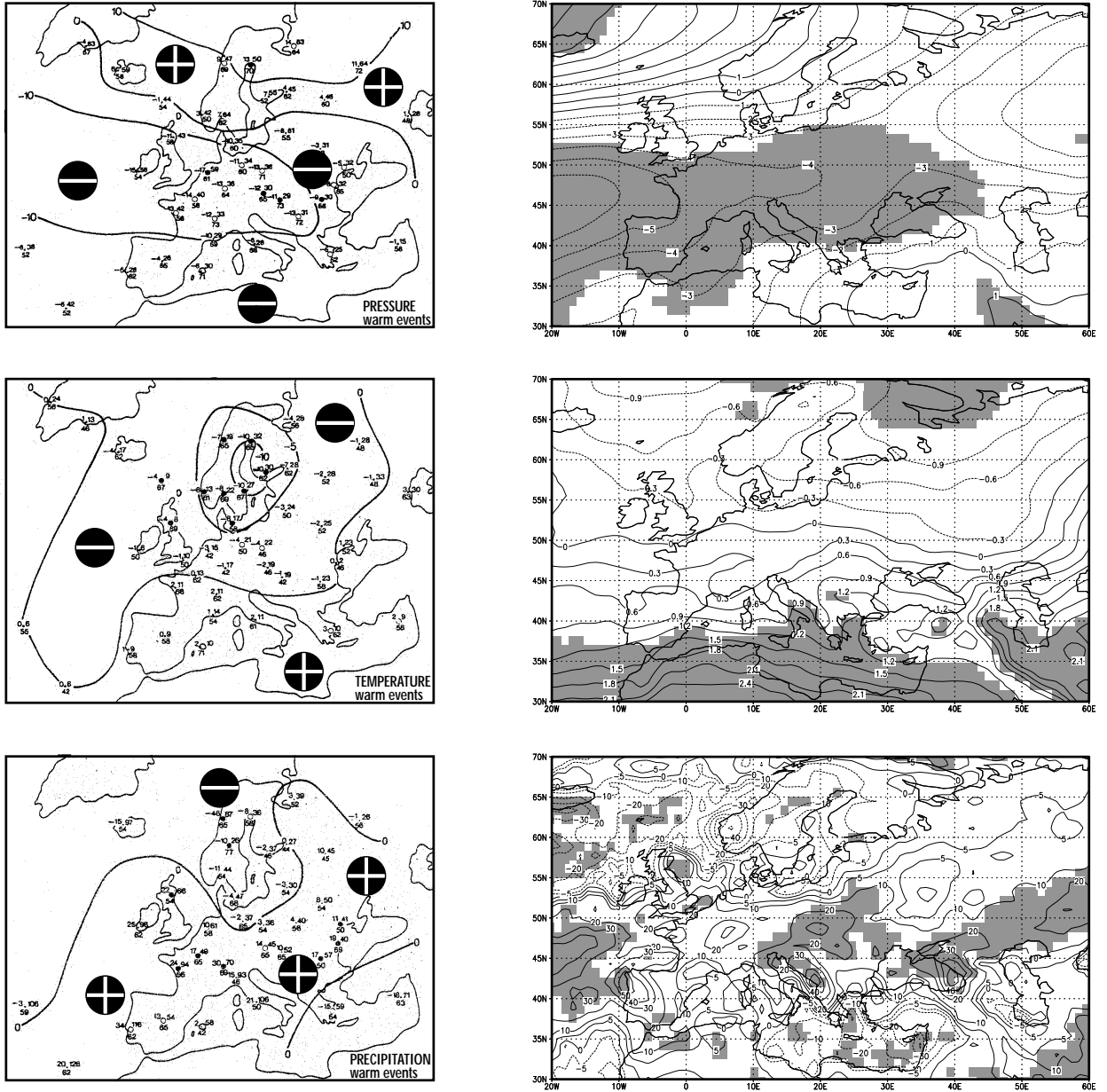


Figure 3: Right panels: Seasonal (DJF) ensemble mean response in the T106 experiment of SLP [hPa] (top), air temperature at 850 hPa [K] (middle), precipitation [mm/month] (bottom). Shaded regions indicate significance on the 95% level according to a t-test. For comparison, the results of the composite study by *Fraedrich and Müller* [1992] are redrawn on the left.

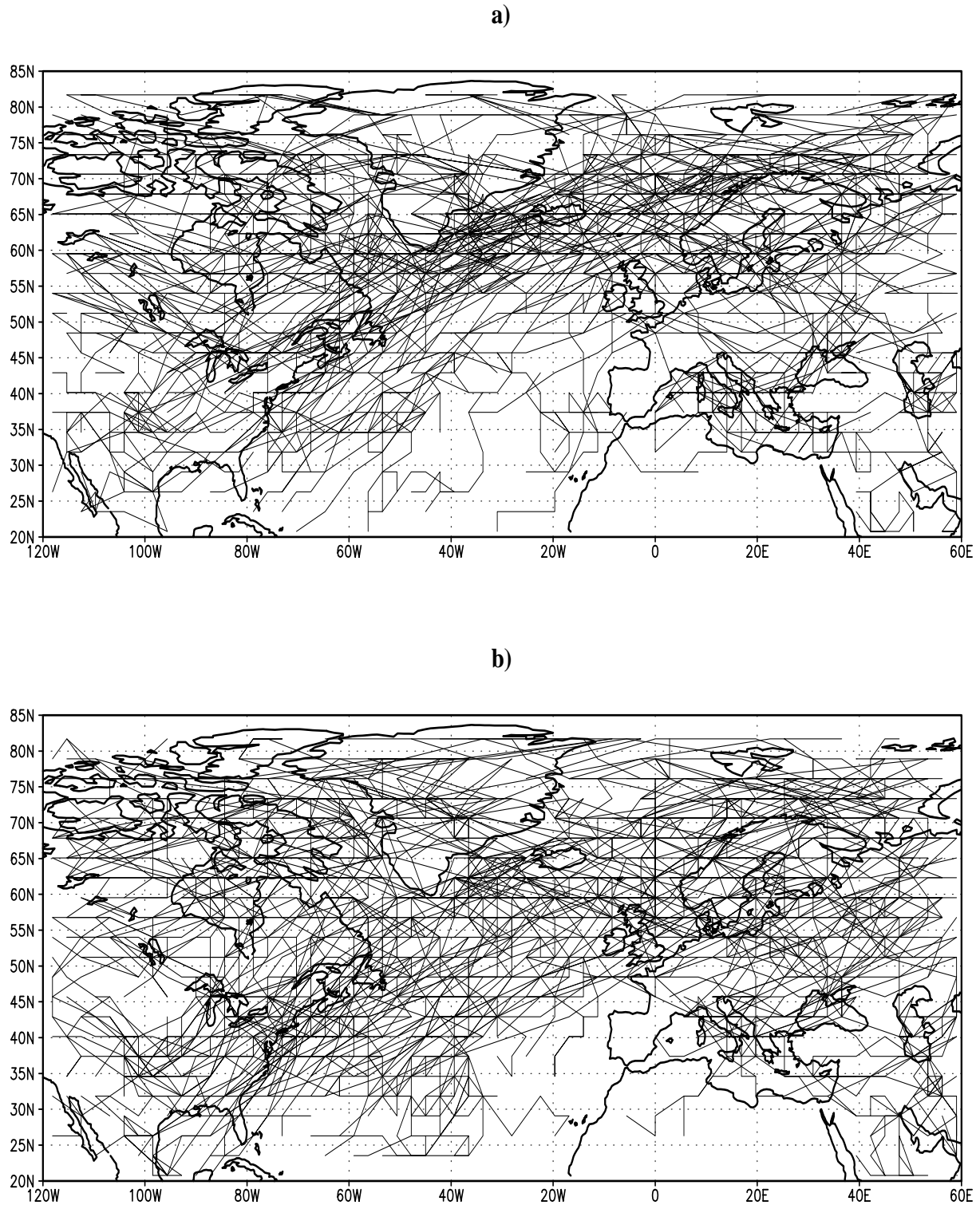


Figure 4: Cyclone tracks over the North Atlantic during DJF season from all ensemble members of a) the T106 control ensemble and b) the T106 El Niño ensemble. Shading indicates the smoothed changes in the total ensemble cyclone numbers.

Report 1-276

Please order the reference list from MPI for Meteorology, Hamburg

Report No. 277
September 1998**Interannual to Decadal Variability in the Tropical Atlantic**Dietmar Dommenges, Mojib Latif
* Journal of Climate, 1998 (submitted)**Report No. 278**
October 1998**Application of a grid-scale lateral discharge model in the BALTEX region**Stefan Hagemann, Lydia Dümenil
* Nordic Hydrology, 30 (3), 209-230, 1999**Report No. 279**
October 1998**Cyclostationary Circulation Estimation with a Global Ocean Assimilation System**

Detlev Müller, Ralf Giering, Uwe Mikolajewicz, Ernst Maier-Reimer

Report No. 280
October 1998**A coarse grid three dimensional global inverse model of the atmospheric transport**

1. **Adjoint Model and Jacobian Matrix**
2. **Inversion of the transport of CO₂ in the 1980s**

Thomas Kaminski, Martin Heimann, Ralf Giering
* Journal of Geophysical Research, 1998 (submitted)**Report No. 281**
November 1998**Paleonutrient Data Analysis of the Glacial Atlantic using an Adjoint Ocean General Circulation Model**Arne M. E. Winguth, David Archer, Ernst Maier-Reimer, Uwe Mikolajewicz
* AGU Geophysical Monograph Series, Vol. 114, 171-183, 1999**Report No. 282**
November 1998**The Effect of Environmental Conditions on Volcanic Plume Rise**Hans-F. Graf, Michael Herzog, Josef M. Oberhuber, Christiane Textor
* Journal of Geophysical Research, 1998 (submitted)**Report No. 283**
December 1998**Model Simulations of the Changing Distribution of Ozone and its Radiative Forcing of Climate: Past, Present and Future**

Geert-Jan Roelofs, Jos Lelieveld, Johann Feichter

Report No. 284
December 1998**Predicting the Number of Cloud Droplets in the ECHAM GCM**Ulrike Lohmann, Johann Feichter, Catherine C. Chuang, Joyce E. Penner
* Journal of Geophysical Research - Atmospheres, 1998 (accepted)**Report No. 285**
December 1998**The Role of Ocean Dynamics for Low-Frequency Fluctuations of the NAO in a Coupled Ocean-Atmosphere GCM**

Michael Christoph, Uwe Ulbrich, Josef M. Oberhuber, Erich Roeckner

Report No. 286
January 1999**Formation of nitrous acid: Parameterisation and comparison with observations**

Gerhard Lammel

Report No. 287
Februar 1999**Natürliche Senken und Quellen des atmosphärischen Kohlendioxids: Stand des Wissens und Optionen des Handelns**

Martin Heimann, Christine Weber, Jan C. Duinker, Arne Körtzinger, Ludger Mintrop, Nina Buchmann, Ernst-Detlef Schulze, Michaela Hein, Alberte Bondeau, Wolfgang Cramer, Marcus Lindner, Gerd Esser

Report No. 288
March 1999**Large-eddy simulation of a nocturnal stratocumulus-topped marine atmospheric boundary layer: An uncertainty analysis**Andreas Chlond, Andreas Wolkau
Boundary-Layer Meteorology, 95,31-55, 2000**Report No. 289**
March 1999**Derivation of global GCM boundary conditions from 1 km land use satellite data**

Stefan Hagemann, Michael Botzet, Lydia Dümenil, Bennert Machenhauer

Report No. 290 June 1999	A nonlinear impulse response model of the coupled carbon cycle-ocean-atmosphere climate system Georg Hooss, Reinhard Voss, Klaus Hasselmann, Ernst Maier-Reimer, Fortunat Joos
Report No. 291 June 1999	Rapid algorithms for plane-parallel radiative transfer calculations Vassili Prigarin
Report No. 292 June 1999	Oceanic Control of Decadal North Atlantic Sea Level Pressure Variability in Winter Mojib Latif, Klaus Arpe, Erich Roeckner * Geophysical Research Letters, 1999 (submitted)
Report No. 293 July 1999	A process-based, climate-sensitive model to derive methane emissions from natural wetlands: Application to 5 wetland sites, sensitivity to model parameters and climate Bernadette P. Walter, Martin Heimann * Global Biogeochemical Cycles, 1999 (submitted)
Report No. 294 August 1999	Possible Changes of $\delta^{18}\text{O}$ in Precipitation Caused by a Meltwater Event in the North Atlantic Martin Werner, Uwe Mikolajewicz, Georg Hoffmann, Martin Heimann * Journal of Geophysical Research - Atmospheres, 105, D8, 10161-10167, 2000
Report No. 295 August 1999	Borehole versus Isotope Temperatures on Greenland: Seasonality Does Matter Martin Werner, Uwe Mikolajewicz, Martin Heimann, Georg Hoffmann * Geophysical Research Letters, 27, 5, 723-726, 2000
Report No. 296 August 1999	Numerical Modelling of Regional Scale Transport and Photochemistry directly together with Meteorological Processes Bärbel Langmann * Atmospheric Environment, 34, 3585-3598, 2000
Report No. 297 August 1999	The impact of two different land-surface coupling techniques in a single column version of the ECHAM4 atmospheric model Jan-Peter Schulz, Lydia Dümenil, Jan Polcher * Journal of Applied Meteorology, 40, 642-663, 2001
Report No. 298 September 1999	Long-term climate changes due to increased CO_2 concentration in the coupled atmosphere-ocean general circulation model ECHAM3/LSG Reinhard Voss, Uwe Mikolajewicz * Climate Dynamics, 17, 45-60, 2001
Report No. 299 October 1999	Tropical Stabilisation of the Thermohaline Circulation in a Greenhouse Warming Simulation Mojib Latif, Erich Roeckner * Journal of Climate, 1999 (submitted)
Report No. 300 October 1999	Impact of Global Warming on the Asian Winter Monsoon in a Coupled GCM Zeng-Zhen Hu, Lennart Bengtsson, Klaus Arpe * Journal of Geophysical Research-Atmosphere, 105, D4, 4607-4624, 2000
Report No. 301 December 1999	Impacts of Deforestation and Afforestation in the Mediterranean Region as Simulated by the MPI Atmospheric GCM Lydia Dümenil Gates, Stefan Ließ
Report No. 302 December 1999	Dynamical and Cloud-Radiation Feedbacks in El Niño and Greenhouse Warming Fei-Fei Jin, Zeng-Zhen Hu, Mojib Latif, Lennart Bengtsson, Erich Roeckner * Geophysical Research Letter, 28, 8, 1539-1542, 2001

Report No. 303 December 1999	The leading variability mode of the coupled troposphere-stratosphere winter circulation in different climate regimes Judith Perlwitz, Hans-F. Graf, Reinhard Voss * Journal of Geophysical Research, 105, 6915-6926, 2000
Report No. 304 January 2000	Generation of SST anomalies in the midlatitudes Dietmar Dommenges, Mojib Latif * Journal of Climate, 1999 (submitted)
Report No. 305 June 2000	Tropical Pacific/Atlantic Ocean Interactions at Multi-Decadal Time Scales Mojib Latif * Geophysical Research Letters, 28,3,539-542,2001
Report No. 306 June 2000	On the Interpretation of Climate Change in the Tropical Pacific Mojib Latif * Journal of Climate, 2000 (submitted)
Report No. 307 June 2000	Observed historical discharge data from major rivers for climate model validation Lydia Dümenil Gates, Stefan Hagemann, Claudia Golz
Report No. 308 July 2000	Atmospheric Correction of Colour Images of Case I Waters - a Review of Case II Waters - a Review D. Pozdnyakov, S. Bakan, H. Grassl * Remote Sensing of Environment, 2000 (submitted)
Report No. 309 August 2000	A Cautionary Note on the Interpretation of EOFs Dietmar Dommenges, Mojib Latif * Journal of Climate, 2000 (submitted)
Report No. 310 September 2000	Midlatitude Forcing Mechanisms for Glacier Mass Balance Investigated Using General Circulation Models Bernhard K. Reichert, Lennart Bengtsson, Johannes Oerlemans * Journal of Climate, 2000 (accepted)
Report No. 311 October 2000	The impact of a downslope water-transport parameterization in a global ocean general circulation model Stephanie Legutke, Ernst Maier-Reimer
Report No. 312 November 2000	The Hamburg Ocean-Atmosphere Parameters and Fluxes from Satellite Data (HOAPS): A Climatological Atlas of Satellite-Derived Air-Sea-Interaction Parameters over the Oceans Hartmut Graßl, Volker Jost, Ramesh Kumar, Jörg Schulz, Peter Bauer, Peter Schlüssel
Report No. 313 December 2000	Secular trends in daily precipitation characteristics: greenhouse gas simulation with a coupled AOGCM Vladimir Semenov, Lennart Bengtsson
Report No. 314 December 2000	Estimation of the error due to operator splitting for micro-physical-multiphase chemical systems in meso-scale air quality models Frank Müller * Atmospheric Environment, 2000 (submitted)
Report No. 315 January 2001	Sensitivity of global climate to the detrimental impact of smoke on rain clouds Hans-F. Graf, Daniel Rosenfeld, Frank J. Nöber * nur unter www.mpimet.mpg.de · Veröffentlichungen · MPI-Reports

Report No. 316 March 2001	Lake Parameterization for Climate Models Ben-Jei Tsuang, Chia-Ying Tu, Klaus Arpe
Report No 317 March 2001	The German Aerosol Lidar Network: Methodology, Data, Analysis J. Bösenberg, M. Alpers, D. Althausen, A. Ansmann, C. Böckmann, R. Eixmann, A. Franke, V. Freudenthaler, H. Giehl, H. Jäger, S. Kreipl, H. Linné, V. Matthias, I. Mattis, D. Müller, J. Sarközi, L. Schneidenbach, J. Schneider, T. Trickl, E. Vorobieva, U. Wandinger, M. Wiegner
Report No. 318 March 2001	On North Pacific Climate Variability Mojib Latif * Journal of Climate, 2001 (submitted)
Report No. 319 March 2001	The Madden-Julian Oscillation in the ECHAM4 / OPYC3 CGCM Stefan Liess, Lennart Bengtsson, Klaus Arpe * Climate Dynamics, 2001 (submitted)
Report No. 320 May 2001	Simulated Warm Polar Currents during the Middle Permian A. M. E. Winguth, C. Heinze, J. E. Kutzbach, E. Maier-Reimer, U. Mikolajewicz, D. Rowley, A. Rees, A. M. Ziegler * Paleoceanography, 2001 (submitted)
Report No. 321 June 2001	Impact of the Vertical Resolution on the Transport of Passive Tracers in the ECHAM4 Model Christine Land, Johann Feichter, Robert Sausen * Tellus, 2001 (submitted)
Report No.322 August 2001	Summer Session 2000 Beyond Kyoto: Achieving Sustainable Development Edited by Hartmut Graßl and Jacques Léonardi
Report No.323 July 2001	An atlas of surface fluxes based on the ECMWF Re-Analysis- a climatological dataset to force global ocean general circulation models Frank Röske
Report No.324 August 2001	Long-range transport and multimedia partitioning of semivolatile organic compounds: A case study on two modern agrochemicals Gerhard Lammel, Johann Feichter, Adrian Leip * Journal of Geophysical Research-Atmospheres, 2001 (submitted)
Report No. 325 August 2001	A High Resolution AGCM Study of the El Niño Impact on the North Atlantic / European Sector Ute Merkel, Mojib Latif * Geophysical Research Letters, 2001 (submitted)

